



Bosna i Hercegovina
Federacija Bosne i Hercegovine
FEDERALNI ZAVOD ZA STATISTIKU

Bosnia and Herzegovina
Federation of Bosnia and Herzegovina
FEDERAL OFFICE OF STATISTICS

KULTURA I UMJETNOST
U FEDERACIJI BOSNE I HERCEGOVINE
CULTURE AND ART
IN THE FEDERATION OF BOSNIA AND HERZEGOVINA
2011

Sarajevo, 2012.

Izdavač: Federalni zavod za statistiku, Zelenih beretki 26, 71000 Sarajevo

Publisher: Federal Office of Statistics, Zelenih beretki 26, 71000 Sarajevo

Telefon/Phone/Faks: +387 33 22 61 51

Elektronska pošta/E-mail: fedstat@fzs.ba

Internetska stranica/Web site: <http://www.fzs.ba>

Elektronska pošta/E-mail: fedstat@fzs.ba

Person responsible: Hidajeta Bajramović, Director General

Autori:

The authors:

Vera Turković

Hajrudin Alić

Molimo korisnike da prilikom korišćenja podataka navedu izvor

Users are kindly requested to state the source

Štampano/Tiskano u 100 primjeraka

Printed in 100 copies

Obavijesti daje Odsjek za odnose s javnošću

Information is available at the Department of Public Relations

Telefon/Phone: +387 33 20 64 52/lok 131

Pretpлата publikacija/Subscription: +387 33 20 64 52/lok 132

SADRŽAJ

CONTENS

METODOLOŠKA OBJAŠNENJA.....	5
<i>NOTES ON METHODOLOGY</i>	
1. KINEMATOGRAFIJA U FEDERACIJI BiH, 2011.	
<i>MOVIE MAKING IN FEDERATION B&H 2011.</i>	
1.1 KINA, PREDSTAVE, POSJETITELJI I ZAPOSLENI.....	7
<i>MOVIES, PERFORMANCES, ATTENDANCE AND EMPLOYEES</i>	
2. POZORIŠTA/KAZALIŠTA U FEDERACIJI BiH, 2011.	
<i>THEATRES IN FEDERATION B&H, 2011.</i>	
2.1 POZORIŠTA/KAZALIŠTA, PREDSTAVE, POSJETITELJI I ZAPOSLENI.....	8
<i>THEATRES, PERFORMANCES, ATTENDANCE AND EMPLOYEES</i>	
2.2 POZORIŠTA/KAZALIŠTA PREMA VRSTI IZVEDENIH DJELA.....	9
<i>THEATRES, BY TYPE OF PERFORMANCES</i>	
3. RADIO STANICE/POSTAJE U FEDERACIJI BiH, 2011.	
<i>RADIO STATIONS IN FEDERATION BiH, 2011.</i>	
3.1 RADIO STANICE/POSTAJE I PORIJEKLO EMISIJA.....	10
<i>RADIO STATIONS AND ORIGIN OF PROGRAM</i>	
3.2 EMITIRANI PROGRAM RADIO STANICA/POSTAJA U SATIMA.....	12
<i>TRANSMITTED PROGRAMMES OF RADIO BROADCASTING INSTITUTIONS IN HOURS</i>	
3.3 ZAPOSLENI U RADIO STANICAMA/POSTAJAMA.....	14
<i>EMPLOYEES IN RADIO BROADCASTING INSTITUTIONS</i>	
4. TV STANICE/POSTAJE U FEDERACIJI BiH, 2011.	
<i>TV STATIONS IN FEDERATION BiH, 2011.</i>	
4.1 TV STANICE/POSTAJE I PROIZVEDENI FILMOVI.....	16
<i>TV STATIONS AND MADE FILMS</i>	
4.2 EMITIRANI PROGRAMI TV STANICA/POSTAJA U SATIMA.....	17
<i>TRANSMITTED PROGRAMMES OF BROADCASTING INSTITUTIONS IN HOURS</i>	
4.3 PORIJEKLO I PRIJENOS PROGRAMA.....	18
<i>ORIGIN AND TRANSMISSIONS OF PROGRAM</i>	
4.4 ZAPOSLENI U TV CENTRIMA.....	19
<i>EMPLOYEES IN TV CENTRES</i>	
5. GALERIJE I IZLOŽBE U FEDERACIJI BiH, 2011.	20
<i>GALLERIES AND EXHIBITIONS IN IN FEDERATION BiH, 2011</i>	

6. FILHARMONIJE U FEDERACIJI BiH, 2011.....	22
<i>PHILHARMONIC SOCIETY IN IN FEDERATION BiH, 2011</i>	
7. BIBLIOTEKE/KNJIŽNICE U FEDERACIJI BiH, 2010.	
<i>TYPE OF LIBRARIES IN FEDERATION BiH, 2010.</i>	
7.1 BIBLIOTEKE I ČITAONICE.....	23
<i>TYPE OF LIBRARIES AND READING ROOM</i>	
7.2 KORISNICI I KORIŠTENJE GRAĐE U BIBLIOTEKAMA/KNJIŽNICAMA	29
<i>USERS AND UTILISATION OF LIBRARY MATERIJALS</i>	
7.3 OBRAĐENA KNJIŽNA GRAĐA U BIBLIOTEKAMA/KNJIŽNICAMA	35
<i>ADMINISTRATED LIBRARY MATERIALS</i>	
7.4 PRINOVE KNJIŽNE GRAĐE U BIBLIOTEKAMA/KNJIŽNICAMA.....	42
<i>NEW ACQUISITION LIBRARY TRUSSES OF LIBRARY</i>	
7.5 ZAPOSLENI U BIBLIOTEKAMA/KNJIŽNICAMA	48
<i>EMPLOYEES OF LIBRARY</i>	
8. SPORTSKE ORGANIZACIJE U FEDERACIJI BiH, 2011	
<i>SPORTS ASSOCIATIONS IN FEDERATION BiH, 2011.</i>	
8.1. SPORTSKE ORGANIZACIJE PREMA VRSTI , AKTIVNIM ČLANOVIMA I ZAPOSLENIM.....	55
<i>SPORTS ASSOCIATIONS BY TYPE, ACTIVE MEMBERS AND EMPLOYEES</i>	
8.2. SPORTSKE ORGANIZACIJE PREMA VRSTI I AKTIVNIM ČLANOVIMA	56
<i>SPORTS ASSOCIATIONS BY TYPE AND MEMBERS</i>	
9. ŠAHOVSKE ORGANIZACIJE U FEDERACIJI BiH, 2011.	
<i>CHESS ASSOCIATIONS IN FEDERATION BiH, 2011.</i>	
9.1 ŠAHOVSKE ORGANIZACIJE PREMA VRSTI , AKTIVNIM ČLANOVIMA I ZAPOSLENIM.....	58
<i>SCHESS ASSOCIATIONS BY TYPE, ACTIVE MEMBERS AND EMPLOYEES</i>	
9.2 AKTIVNI ČLANOVI PO ŠAHOVSKIM ZVANJIMA I KATEGORIJAMA.....	59
<i>ACTIVE MEMBERS OF THE CHESS TITLES AND CATEGORES</i>	
9.3 ŠAHOVSKE ORGANIZACIJE PREMA AKTIVNIM ČLANOVIMA.....	60
<i>CHESS ASSOCIATIONS BY ACTIVES MEMBERS</i>	
10. LOVAČKA DRUŠTVA PREMA AKTIVNIM ČLANOVIMA.....	62
<i>HUNTING ASSOCIATIONS AND ACTIVE MEMBERS</i>	
11. SPORTSKI CENTRI U FEDERACIJI BiH, 2011.....	64
<i>SPORTS CENTER IN FEDERATION BiH, 2011.</i>	

METODOLOŠKA OBJAŠNJENJA

IZVORI PODATAKA

Podaci iz oblasti kulture, umjetnosti, informisanja i sporta koji se objavljuju u ovom biltenu su rezultat agregiranja podataka uporedivih godišnjih istraživanja koja provodi Federalni zavod za statistiku.

RADIO I TELEVIZIJA

Radio i televizijske stanice su preduzeća ili jedinice u sastavu drugih preduzeća koje preko svojih emisionih radio i televizijskih predajnika emituju program namijenjen javnosti.

Lokalne radio i televizijske stanice emituju program namijenjen javnosti užeg područja.

KINEMATOGRAFIJA

Bioskop je sala ili otvoreni prostor opremljen uređajima za javno prikazivanje filmova.

Bioskopi rade kao stalni bioskopi, ljetne bioskopske bašte i pokretni (putujući) bioskopi.

Stalni bioskopi prikazuju filmove u određenoj stalnoj sali. Ako bioskop ima dvije sale opremljene za prikazivanje filmova (kinoprojektor, platno i sjedišta), svaka sala se smatra posebnim bioskopom.

Ljetna bioskopska bašta se smatra bioskopom ukoliko je opremljena sopstvenim uređajima za prikazivanje filmova, bilo da je samostalna ili u sastavu stalnog bioskopa.

Pokretnim (putujućim) bioskopom smatra se bioskop koji ide iz mjesta u mjesto i prikazuje filmove u sali ili na otvorenom prostoru.

Bioskopska predstava je javno prikazivanje filmskog programa (projekcija dugometražnog ili kratkometražnog domaćeg i stranog filma).

POZORIŠTA

Dječije pozorište je kulturno-umjetnička ustanova koja daje predstave za djecu. Može biti samostalno ili u sastavu drugog preduzeća - ustanove.

Profesionalno pozorište je samostalna kulturno-umjetnička ustanova sa stalnim profesionalnim umjetničkim ansablom.

Amatersko pozorište je kulturno-umjetnička ustanova u čijem su ansamblu pretežno glumci amateri.

NOTES ON METHODOLOGY

DATA SOURCE

Data published in this bulletin are result of aggregation of data from regular statistical activities of the by Federal Office of Statistics in the fields of culture, art, information and sport.

RADIO AND TELEVISION

Radio and television stations are enter prises or units within other enterprises that broadcast programme intended for public trough their transmitters.

Local radio and television stations broadcast the programme intended to the public in local area.

CINEMATOGRAPHY

Cinema is a hall or an open space equipped with devices for public projection of films.

Cinemas work as regular cinemas, open summer cinemas or mobile (travelling) cinemas.

Regular cinemas perform film projections in a regular particular hall. If a cinema has two halls equipped for film projections (film projector, screen and seats), each hall is considered a separate cinema.

Open summer cinema is considered a cinema provided it is equipped with its own devices for film projection, irrespective of being independent or within a regular cinema.

Mobile (travelling) cinema is considered a cinema that travels from place to place and projects films in a hall or in the open.

Cinema projection is a public projection of film programme (projection of feature or short films, domestic or foreign).

THEATRES

Children's theatre is a cultural art institution which offers performances for children. It can be independent or in composition of another enterprise - institution.

Professional theatre is an independent cultural art institution with permanent professional art ensemble.

Amateur theatre is a cultural art institution, which ensemble is mainly comprised of amateur actors.

BIBLIOTEKE

Biblioteka je sređena zbirka štampanog, pisanog ili drugim sredstvima umnoženog materijala (knjige, brošure) i drugih dokumenata uključujući i grafičke, audio vizuelne, koji su pristupačni stanovništvu.

Knjižni fond biblioteke obuhvata sve knjige, brošure, listove(novine), časopise i rukopise registrovane u bibliotekama.

Neknjižni fond biblioteka obuhvata plakate, letke, mape, slike, muzikalije, djela za slijepe, audio vizuelni materijal i sl.

Obrađeni fond je stručno obrađena bibliotečka građa stavljena na raspolaganje korisnicima.

SPORT , ŠAH, LOVI I SPORTSKI CENTRI

Sportske organizacije jesu dobrovoljne organizacije građana koje se osnivaju radi bavljenja sportom, sudjelovanja na sportskim natjecanjima, sportske rekreacije i obuke. Registrirane su kod zakonom određenog tijela državne uprave, odnosno lokalne samouprave navedenih sportskih grana i organizacija .

Šahovske organizacije jesu dobrovoljne organizacije građana koje su osnovane radi bavljenja šahom, sudjelovanja na šahovskim natjecanjima i afirmacije šaha, a registrirane su kod šahovskog saveza Bosne i Hercegovine .

Lovačka društva jesu dobrovoljne organizacije građana koje se bave lovom, uzgojem i zaštitom divljači te očuvanjem biološke ravnoteže u prirodnim staništima divljači. Registrirana su kod lovačkog saveza Federacije BiH.

Centri za sport i rekreaciju pružaju usluge građanima s područja sporta i rekreacije, upravljaju sportskim objektima i održavaju iste.

Sportski objekti jesu zatvoreni i otvoreni bazeni, dvorane, stadioni i drugi objekti te prirodne uređene površine koje udovoljavaju uvjetima za bavljenje određenom granom (ili granama) sporta.

ZNAKOVI

- nema pojave
- ... ne raspoloživo se podatkom
- *) oznaka za napomenu ispod tabele

LIBRARIES

Library is an organized collection of printed, written or in another way reproduced materials (books, brochures) and other documents, including graphical and audio-visual material, available to public.

Book fund of a library includes all books, brochures, papers (newspapers), magazines, irrespective of being independent or in composition of another library or institution, i.e. enterprise.

Non-book library fund includes placards, flyers, maps, pictures, musical material, editions for the blinds, audio-visual, etc.

Processed fund is professionally processed library materials available to users.

SPORT, CHES, HUNTING AND SPORTS CENTRES

Sports associations are voluntary associations of citizens established for engagement in sports, participation on sports competitions, sports recreation and training and promotion of a particular sports branch. They are registered with the competent authority of the state government bodies or self – government units for a particular sports branch.

Chess associations are voluntary associations of citizens established for engagement in chess, participation in chess competitions and the promotion of chess. They are registered with the Bosnia and Herzegovina Chess Federation.

Hunting associations are voluntary associations of citizens established for engagement in hunting, breeding and protection of game and preservation of biological balance in their natural habitats. They are registered with the FB&H Hunting Federation.

Sports and recreation centres render services to citizens in the field of sports and recreation. They also manage and maintain sports facilities.

Sports facilities are indoor and outdoor swimming pools, arenas, stadiums and other facilities as well as natural arranged spaces that meet criteria for the engagement in a particular branch (or branches) of sports.

SYMBOLS

- no entries
- ... data not available
- *) indicates note beneath table

1. KINEMATOGRAFIJA U FEDERACIJI BiH, 2011.

MOVIE MAKING IN FEDERATION B&H, 2011.

1.1 KINA, PREDSTAVE, POSJETITELJI I ZAPOSLENI

MOVIES, PERFORMANCES, ATTENDANCE AND EMPLOYEES

KANTONI I OPĆINE CANTONS AND MUNICIPALITY	Kina Movies	Predstave Number of performance			Posjetitelji Attendance				Zaposleni Employees		
		Ukupno Total	domaćih filmova domestic films	stranih/ inozem. filmova foreign films	Ukupno Total	domaćih filmova domestic films	stranih/ inozem. filmova foreign films	po jed- noj pre- dstavi per per- formance	svega all	žene female	kino- ope- rateri opera- tor
FEDERACIJA BiH	15	10828	601	10227	402017	32814	369203	37	89	39	19
<i>FEDERATION B&H</i>											
UNSKO-SANSKI	3	464	36	428	21919	1547	20372	47	13	3	4
Bihać	1	443	36	407	20926	1547	19379	47	4	-	1
Cazin	1	7	-	7	280	-	280	40	6	3	2
Ključ	1	14	-	14	713	-	713	51	3	-	1
KANTON POSAVSKI	1	8	3	5	800	300	500	100	2	1	1
Orašje	1	8	3	5	800	300	500	100	2	1	1
TUZLANSKI	1	2	2	-	110	110	-	55	10	5	1
Gradačac	1	2	2	-	110	110	-	55	10	5	1
ZENIČKO - DOBOJSKI	2	3571	84	3487	80621	665	79956	23	13	7	2
Kakanj	1	32	2	30	1353	132	1221	42	5	2	
Zenica	1	3539	82	3457	79268	533	78735	22	8	5	2
BOSANSKO-PODRINJSKI	1	12	-	12	460	460	-	38	3	1	1
Goražde	1	12	-	12	460	460	-	38	3	1	1
SREDNJOBOSANSKI	1	10	4	6	690	600	90	69	2	1	1
Donji Vakuf	1	10	4	6	690	600	90	69	2	1	1
HERCEGOVAČKO- NERETVANSKI	1	16	-	16	2828	2828	-	177	2	-	1
Čapljina	1	16	-	16	2828	2828	-	177	2	-	1
KANTON SARAJEVO	4	6742	469	6273	294319	26034	268285	44	36	16	7
Centar	4	6742	469	6273	294319	26034	268285	44	36	16	7
KANTON 10	1	3	3	-	270	270	-	90	8	5	1
Livno	1	3	3	-	270	270	-	90	8	5	1

2. POZORIŠTA/KAZALIŠTA U FEDERACIJI BiH, 2011.
THEATRES IN FEDERATION B&H, 2011

2.1 POZORIŠTA/KAZALIŠTA, PREDSTAVE, POSJETITELJI I ZAPOSLENI
THEATRES, PERFORMANCES, ATTENDANCE AND EMPLOYEES

KANTONI I OPĆINE CANTONS AND MUNICIPALITY	Pozorišta/ Kazališta Number of theatres	Predstave Number of performances	Posjetitelji Attendance		Zaposleni Employees			
			ukupno total	po jednoj predstavi per performance	ukupno total	žene female	umjetnici artists	ostali other
PROFESIONALNA POZORIŠTA/KAZALIŠTA PROFESSIONAL THEATRES								
FEDERACIJA BiH	7	575	107945	188	455	213	213	242
TUZLANSKI	1	99	21475	217	57	27	25	32
Tuzla	1	99	21475	217	57	27	25	32
ZENIČKO-DOBOJSKI	1	129	20415	158	68	28	25	43
Zenica	1	129	20415	158	68	28	25	43
HERCEGOVAČKO-NERETVANSKI	2	99	13356	135	55	24	24	31
Grad Mostar	2	99	13356	135	55	24	24	31
KANTON SARAJEVO	3	248	52699	212	275	134	139	136
Centar	3	248	52699	212	275	134	139	136
AMATERSKA POZORIŠTA/KAZALIŠTA AMATEUR THEATRES								
FEDERACIJA BiH	6	88	16603	189	308	178	282	26
TUZLANSKI	1	4	1250	313	13	6	12	1
Živinice	1	4	1250	313	13	6	12	1
ZENIČKO-DOBOJSKI	2	19	3900	205	89	45	81	8
Tešanj	1	6	1000	167	64	34	59	5
Visoko	1	13	2900	223	25	11	22	3
SREDNJOBOSANSKI	2	53	10143	191	145	89	129	16
Travnik	2	53	10143	191	145	89	129	16
HERCEGOVAČKO-NERETVANSKI	1	12	1310	109	61	38	60	1
Konjic	1	12	1310	109	61	38	60	1
DJEČIJA POZORIŠTA/KAZALIŠTA CHILDREN'S THEATRES								
FEDERACIJA BiH	3	314	41199	131	63	29	30	33
HERCEGOVAČKO-NERETVANSKI	2	207	23928	116	22	12	13	9
Grad Mostar	2	207	23928	116	22	12	13	9
KANTON SARAJEVO	1	107	17271	161	41	17	17	24
Centar	1	107	17271	161	41	17	17	24
EKSPERIMENTALNA POZORIŠTA/KAZALIŠTA EXPERIMENTAL THEATRES								
FEDERACIJA BiH	1	62	15478	250	-	-	-	-
TUZLANSKI	1	62	15478	250	-	-	-	-
Tuzla	1	62	15478	250	-	-	-	-

2.2 POZORIŠTA/KAZALIŠTA PREMA VRSTI IZVEDENIH DJELA
THEATRES, BY TYPE OF PERFORMANCES

KANTONI I OPĆINE CANTONS AND MUNICIPALITY	Prema vrsti djela Type of performance								Djela su postavljena kao Stage production		
	drama drama		opera i opereta operetta		balet ballet		ostalo other		premi- jera pre- miere	obnovlje- na pred- stava resume perform- ance	raniji reper- toar past reper- toire
	pred- stave perform- ance	posje- titelji atten- dances	pred- stave perform- ance	posje- titelji atten- dances	pred- stave perform- ance	posje- titelji atten- dances	pred- stave perform- ance	posje- titelji atten- dances			

PROFESIONALNA POZORIŠTA/KAZALIŠTA
PROFESSIONAL THEATRES

FEDERACIJA BiH	521	90615	26	10392	21	6278	7	660	36	4	46
TUZLANSKI	99	21475	-	-	-	-	-	-	7	-	6
Tuzla	99	21475	-	-	-	-	-	-	7	-	6
ZENIČKO-DOBOJSKI	129	20415	-	-	-	-	-	-	9	3	8
Zenica	129	20415	-	-	-	-	-	-	9	3	8
HERCEGOVAČKO-NERETVANSKI	99	13356	-	-	-	-	-	-	5	1	2
Grad Mostar	99	13356	-	-	-	-	-	-	5	1	2
KANTON SARAJEVO	194	35369	26	10392	21	6278	7	660	15	-	30
Centar	194	35369	26	10392	21	6278	7	660	15	-	30

AMATERSKA POZORIŠTA/KAZALIŠTA
AMATEUR THEATRES

FEDERACIJA BiH	88	16603	-	-	-	-	-	-	15	1	12
TUZLANSKI	4	1250	-	-	-	-	-	-	1	-	-
Živinice	4	1250	-	-	-	-	-	-	1	-	-
ZENIČKO-DOBOJSKI	19	3900	-	-	-	-	-	-	4	-	-
Tešanj	6	1000	-	-	-	-	-	-	1	-	-
Visoko	13	2900	-	-	-	-	-	-	3	-	-
SREDNJOBOSANSKI	53	10143	-	-	-	-	-	-	6	1	10
Travnik	53	10143	-	-	-	-	-	-	6	1	10
HERCEGOVAČKO-NERETVANSKI	12	1310	-	-	-	-	-	-	4	-	2
Konjic	12	1310	-	-	-	-	-	-	4	-	2

DJEČIJA POZORIŠTA/KAZALIŠTA
CHILDREN'S THEATRES

FEDERACIJA BiH	121	13872	-	-	-	-	193	27327	10	-	21
HERCEGOVAČKO-NERETVANSKI	37	1400	-	-	-	-	170	22528	8	-	13
Grad Mostar	37	1400	-	-	-	-	170	22528	8	-	13
KANTON SARAJEVO	84	12472	-	-	-	-	23	4799	2	-	8
Centar	84	12472	-	-	-	-	23	4799	2	-	8

EKSPERIMENTALNA POZORIŠTA/KAZALIŠTA
EXPERIMENTAL THEATRES

FEDERACIJA BiH	49	13018	-	-	-	-	13	2460	9	-	13
TUZLANSKI	49	13018	-	-	-	-	13	2460	9	-	13
Tuzla	49	13018	-	-	-	-	13	2460	9	-	13

3. RADIO STANICE/POSTAJE U FEDERACIJI BiH, 2011.

RADIO STATIONS IN FEDERATION B&H, 2011.

3.1 RADIO STANICE/POSTAJE I PORIJEKLO EMISIJA

RADIO STATIONS AND ORIGIN OF PROGRAM

KANTONI I OPĆINE CANTONS AND MUNICIPALITY	Broj stanica/postaja Number stations	Broj radiopredajnika Number radio transmitters	Jačina odašiljača u KW Radiated power KW	Porijeklo proizvodnje radio-emisija u satima Origin of radio program in hours			
				Ukupno Total	Samostalna proizvodnja Independent owner production	Koprodukcija s drugim radio-stanica/postajama Coproduction with other broadcasting stations	Proizvodnja drugih radio-stanica/postaja Other broadcasting stations-production
FEDERACIJA BiH FEDERATION B&H	80	201	497,7	618893	568248	15695	34950
UNSKO-SANSKI	10	18	28,2	72328	67607	875	3846
Bihać	3	9	11,4	25274	24490	-	784
Bosanska Krupa	1	1	1,0	6188	5823	-	365
Bosanski Petrovac	1	1	1,0	3102	3102	-	-
Cazin	1	2	1,3	5646	4548	-	1098
Ključ	1	2	2,0	8758	7446	875	437
Sanski Most	1	1	1,0	5840	5484	-	356
Velika Kladuša	2	2	10,5	17520	16714	-	806
KANTON POSAVSKI	3	4	2,5	14496	14071	425	-
Ođžak	2	2	1,5	10220	9795	425	-
Orašje	1	2	1,0	4276	4276	-	-
TUZLANSKI	13	31	23,9	96641	86120	2804	7717
Banovići	1	1	1,0	3650	3468	-	182
Gračanica	1	2	0,7	6636	5886	-	750
Gradačac	1	1	0,2	3817	3361	-	456
Kalesija	1	1	0,5	8784	8054	-	730
Kladanj	1	1	0,1	8760	6570	1095	1095
Lukavac	1	1	1,0	5840	4890	-	950
Sapna	1	1	1,6	8736	7906	-	830
Srebrenik	1	2	1,3	8760	8760	-	-
Tuzla	5	21	17,5	41658	37225	1709	2724
ZENIČKO - DOBOJSKI	12	21	13,8	111872	103906	2001	5965
Breza	1	1	1,0	8760	8497	-	263
Doboj - Jug	1	1	1,0	8760	8760	-	-
Maglaj	1	1	0,3	8760	5260	-	3500
Olovo	1	1	0,3	8760	7665	1095	-
Tešanj	1	2	1,3	17520	16644	438	438
Usora	1	2	0,5	6752	6684	68	-
Vareš	1	2	0,5	8760	8512	-	248
Visoko	1	1	0,2	8760	8760	-	-
Zavidovići	1	1	1,0	8760	8000	400	360
Zenica	3	9	7,7	26280	25124	-	1156

nastavak *contiuene*

KANTONI I OPĆINE CANTONS AND MUNICIPALITY	Broj stanica/ postaja <i>Number stations</i>	Broj radiopre- dajnika <i>Number radio tran- smitters</i>	Jačina odašiljača u KW <i>Radiated power KW</i>	Porijeklo proizvodnje radio-emisija u satima <i>Origin of radio program in hours</i>			
				Ukupno <i>Total</i>	Samostalna proizvodnja <i>Indepen- dent owner production</i>	Koprodukcija s drugim radio-stanica./ postajama <i>Coproduction with other broadcasting stations</i>	Proizvodnja drugih radio- stanica./ postajama <i>Other broadcasting stations- production</i>
BOSANSKO-PODRINJSKI	2	3	2	8700	7706	-	994
Goražde	1	1	0,5	4320	3600	-	720
Pale	1	2	1,5	4380	4106	-	274
SREDNJOBOSANSKI	6	12	5,9	37113	27850	3348	5915
Bugojno	1	1	1,0	5848	5848	-	-
Donji Vakuf	1	2	0,7	4253	3670	143	440
Jajce	1	1	0,3	3130	3130	-	-
Kiseljak	1	4	2,8	8760	3365	1015	4380
Travnik	1	3	0,6	6362	4902	1460	-
Vitez	1	1	0,5	8760	6935	730	1095
HERCEGOVAČKO- NERETVANSKI	12	45	64,2	101681	95457	2727	3497
Čapljina	1	2	0,5	8760	8689	-	71
Čitluk	1	14	16,7	8760	8760	-	-
Jablanica	1	1	0,2	8760	7620	-	1140
Konjic	1	3	1,5	5321	4097	1224	-
Grad Mostar	7	24	44,3	61320	57707	1503	2110
Prozor	1	1	1,0	8760	8584	-	176
ZAPADNO- HERCEGOVAČKI	3	5	4,2	26280	25825	455	-
Ljubuški	1	1	1,0	8760	8395	365	-
Posušje	1	1	1,0	8760	8700	60	-
Široki Brijeg	1	3	2,2	8760	8730	30	-
KANTON SARAJEVO	14	45	341,8	105890	101360	2190	2340
Centar	6	28	14,4	43103	41513	730	860
Hadžići	1	3	1,3	8760	7300	1460	-
Iliđža	1	1	0,4	6195	6195	-	-
Ilijaš	1	3	1,1	4032	3667	-	365
Novi Grad	2	2	319,9	17520	17500	-	20
Novo Sarajevo	2	7	3,9	17520	17520	-	-
Vogošća	1	1	0,8	8760	7665	-	1095
KANTON 10	5	17	11,2	43892	38346	870	4676
Drvar	1	3	1,0	8860	8540	-	320
Kupres	1	4	1,8	8740	8740	-	-
Livno	2	7	2,4	17532	13476	560	3496
Tomislavgrad	1	3	6,0	8760	7590	310	860

3.2 EMITIRANI PROGRAM RADIO STANICA/POSTAJA U SATIMA

TRANSMITTED PROGRAMMES OF RADIO BROADCASTING INSTITUTIONS IN HOURS

KANTONI I OPĆINE CANTONS AND MUNICIPALITY	Ukupno <i>Total</i>	Informa- tivni program <i>Informa- tive prog- ramme</i>	Doku- mentarni program <i>Docum- entary program</i>	Dramski program <i>Drama prog- ramme</i>	Nauka, kultura, umjetn. <i>Science, Kulture, Arts</i>	Obrazo- vni program <i>Educa- tion prog- ramme</i>	Muzički program <i>Musical prog- ramme</i>	Zabavni program <i>Entertai- nnment prog- ramme</i>	Sportski program <i>Sport</i>	Komerci- jalni program <i>Comer- cial prog- ramme</i>
FEDERACIJA BiH <i>FEDERATION B&H</i>	618893	132922	20302	3616	24231	29148	237795	99054	21798	50027
UNSKO-SANSKI	72328	17042	1516	262	2484	3258	31778	8914	2613	4461
Bihac	25274	3820	680	-	886	1142	12620	3316	1246	1564
Bosanska Krupa	6188	2476	104	-	104	104	2476	510	104	310
Bosanski Petrovac	3102	365	365	-	365	365	547	365	365	365
Cazin	5646	1857	105	-	209	209	1870	1001	105	290
Ključ	8758	1752	262	262	438	438	3505	963	438	700
Sanski Most	5840	1539	-	-	123	623	2886	412	59	198
Velika Kladuša	17520	5233	-	-	359	377	7874	2347	296	1034
KANTON POSAVSKI	14496	4508	83	182	254	626	2882	4466	193	1302
Odžak	10220	2798	52	182	202	412	1882	3756	61	875
Orašje	4276	1710	31	-	52	214	1000	710	132	427
TUZLANSKI	96641	23813	2595	377	2324	4436	33789	16208	3295	9804
Banovići	3650	1850	12	12	52	104	1150	52	52	366
Gračanica	6636	1375	330	-	110	110	3688	680	23	320
Gradačac	3817	1364	-	-	89	91	1522	398	52	301
Kalesija	8784	1484	365	-	365	365	2920	1095	730	1460
Kladanj	8760	4015	365	-	365	730	2190	365	365	365
Lukavac	5840	750	750	-	365	750	1825	630	365	405
Sapna	8736	745	260	-	75	320	3000	2396	230	1710
Srebrenik	8760	1150	148	-	210	100	510	4096	246	2300
Tuzla	41658	11080	365	365	693	1866	16984	6496	1232	2577
ZENIČKO - DOBOJSKI	111872	22523	896	143	2879	4712	42002	23511	3007	12199
Breza	8760	1460	-	-	110	876	1752	2628	109	1825
Doboj - Jug	8760	1460	365	-	365	365	4745	365	-	1095
Maglaj	8760	1080	-	-	-	25	700	6210	25	720
Olovo	8760	2190	145	80	300	530	4300	600	365	250
Tešanj	17520	3285	-	-	182	547	7038	2658	375	3435
Usora	6752	1460	-	-	182	182	1278	2555	182	913
Vareš	8760	1460	-	-	365	365	4380	1095	365	730
Visoko	8760	3158	172	-	172	95	2412	1972	304	475
Zavidovići	8760	365	20	5	10	20	8030	50	60	200
Zenica	26280	6605	194	58	1193	1707	7367	5378	1222	2556

nastavak *continue*

KANTONI I OPĆINE CANTONS AND MUNICIPALITY	Ukupno <i>Total</i>	Informa-	Doku-	Dramski	Nauka,	Obrazo-	Muzički	Zabavni	Sportski	Komercijalni
		tivni program <i>Informa- tive prog- ramme</i>	mentarni program <i>Docum- entary program</i>	program <i>Drama prog- ramme</i>	kultura, umjetn. <i>Science, Kulture, Arts</i>	vni program <i>Educa- tion prog- ramme</i>	program <i>Musical prog- ramme</i>	program <i>Entertai- nnment prog- ramme</i>	program <i>Sport</i>	program <i>Comer- cial prog- ramme</i>
BOSANSKO-PODRINJE	8700	2442	412	-	567	557	2359	1596	305	462
Goražde	4320	1380	170	-	132	158	1620	560	200	100
Pale	4380	1062	242	-	435	399	739	1036	105	362
SREDNJOBOSANSKI	37113	10759	1262	373	1407	1613	15391	3292	1023	1993
Bugojno	5848	623	25	-	67	70	3970	853	200	40
Donji Vakuf	4253	1603	70	-	254	248	1069	526	103	380
Jajce	3130	626	313	-	156	78	1565	157	78	157
Kiseljak	8760	3320	205	90	510	560	3185	295	175	420
Travnik	6362	3192	399	133	20	67	1952	266	67	266
Vitez	8760	1395	250	150	400	590	3650	1195	400	730
HERCEGOVAČKO- NERETVANSKI	101681	21318	7068	614	6192	5238	33308	16510	4724	6709
Čapljina	8760	2630	296	17	273	314	3794	1020	217	199
Čitluk	8760	487	2585	122	1825	548	2555	365	30	243
Jablanica	8760	1942	52	-	260	399	443	5552	87	25
Konjic	5321	2633	372	415	266	586	320	346	170	213
Grad Mostar	61320	11071	3763	60	3203	3026	22546	8497	4037	5117
Prozor	8760	2555	-	-	365	365	3650	730	183	912
ZAPADNO - HERCEGOVAČKI	26280	5315	1247	847	1713	1213	6910	4690	1820	2525
Ljubuški	8760	1095	365	365	730	730	2190	1460	730	1095
Posušje	8760	1300	700	300	800	300	1800	2500	360	700
Široki Brijeg	8760	2920	182	182	183	183	2920	730	730	730
KANTON SARAJEVO	105890	15562	4359	688	4010	6000	49807	14103	3136	8225
Centar	43103	5914	2962	384	948	1195	19903	5700	1218	4879
Hadžići	8760	1460	720	-	1460	1460	2930	365	183	182
Iliđža	6195	365	-	-	365	365	2190	1825	365	720
Ilijaš	4032	1488	-	-	96	144	1632	288	96	288
Novi Grad	17520	2462	312	304	364	679	10799	1672	617	311
Novo Sarajevo	17520	1245	365	-	725	1500	8850	3115	605	1115
Vogošća	8760	2628	-	-	52	657	3503	1138	52	730
KANTON 10	43892	9640	864	130	2401	1495	19569	5764	1682	2347
Drvar	8860	720	70	-	70	120	5150	2400	200	130
Kupres	8740	3583	524	-	611	439	2000	822	237	524
Livno	17532	2617	150	120	600	506	10309	1362	585	1283
Tomislavgrad	8760	2720	120	10	1120	430	2110	1180	660	410

3.3 ZAPOSLENI U RADIO STANICAMA/POSTAJAMA
EMPLOYEES IN RADIO BROADCASTING INSTITUTIONS

KANTONI I OPĆINE CANTONS AND MUNICIPALITY	Ukupno Total	žene female	Vezani za rad emisija Connected for program work				Adminis- trativno osoblje Admini- strative staff	Ostali Rest
			Umjet- ničko osoblje Art staff	Novinari Journa- lists	Spikeri i lektori Annou- ncer and editor	Tehničko i drugo osoblje technical and other		
FEDERACIJA BIH <i>FEDERATION B&H</i>	843	374	48	383	79	203	86	44
UNSKO-SANSKI	87	39	1	47	8	21	5	5
Bihać	31	13	1	22	1	6	-	1
Bosanska Krupa	12	3	-	6	-	4	1	1
Bosanski Petrovac	3	3	-	1	1	1	-	-
Cazin	10	6	-	6	1	2	1	-
Ključ	5	1	-	1	2	1	-	1
Sanski Most	12	7	-	3	3	3	2	1
Velika Kladuša	14	6	-	8	-	4	1	1
KANTON POSAVSKI	13	2	-	6	1	5	1	-
Ođžak	7	1	-	4	-	2	1	-
Orašje	6	1	-	2	1	3	-	-
TUZLANSKI	139	56	4	56	17	46	9	7
Banovići	11	5	-	5	1	1	2	2
Gračanica	8	2	-	4	1	3	-	-
Gradačac	7	3	-	5	-	2	-	-
Kalesija	6	2	-	2	2	1	1	-
Kladanj	9	4	1	2	2	3	-	1
Lukavac	16	7	-	8	-	6	2	-
Sapna	8	3	-	3	3	2	-	-
Srebrenik	9	2	-	3	3	3	-	-
Tuzla	65	28	3	24	5	25	4	4
ZENIČKO - DOBOJSKI	65	28	-	29	11	15	6	4
Breza	8	3	-	2	1	2	1	2
Doboj - Jug	2	1	-	1	-	-	1	-
Maglaj	2	1	-	1	-	1	-	-
Olovo	4	2	-	4	-	-	-	-
Tešanj	8	2	-	5	2	-	1	-
Usora	5	2	-	1	2	1	1	-
Vareš	2	1	-	2	-	-	-	-
Visoko	5	2	-	3	-	2	-	-
Zavidovići	3	1	-	1	-	2	-	-
Zenica	26	13	-	9	6	7	2	2

nastavak *contiuene*

KANTONI I OPĆINE CANTONS AND MUNICIPALITY	Ukupno Total	žene female	Vezani za rad emisija Connected for program work				Adminis- trativno osoblje Admini- strative staff	Ostali Rest
			Umjet- ničko osoblje Art staff	Novinari Journa- lists	Spikeri i lektori Annou- ncer and editor	Tehničko i drugo osoblje technical and other		
			BOSANSKO-PODRINJSKI	34	14	-		
Goražde	29	12	-	11	-	11	3	4
Pale	5	2	-	1	2	2	-	-
SREDNJOBOSANSKI	52	30	4	22	2	15	6	3
Bugojno	18	9	-	7	-	6	3	2
Donji Vakuf	6	3	-	3	-	2	1	-
Jajce	6	4	-	3	-	2	1	-
Kiseljak	13	8	-	6	1	4	1	1
Travnik	5	4	4	1	-	-	-	-
Vitez	4	2	-	2	1	1	-	-
HERCEGOVAČKO- NERETVANSKI	154	70	7	60	12	42	16	17
Čapljina	5	2	-	3	-	2	-	-
Čitluk	27	9	1	7	4	7	4	4
Jablanica	11	8	-	4	1	3	2	1
Konjic	10	6	-	6	-	2	2	-
Grad Mostar	93	40	6	35	7	26	7	12
Prozor	8	5	-	5	-	2	1	-
ZAPADNOHERCEGOVAČKI	20	8	-	8	4	2	2	4
Ljubuški	11	3	-	5	1	1	1	3
Posušje	6	3	-	2	1	1	1	1
Široki Brijeg	3	2	-	1	2	-	-	-
KANTON SARAJEVO	245	115	32	130	19	31	33	-
Centar	72	30	3	28	16	15	10	-
Hadžići	6	4	-	4	-	2	-	-
Iliđža	4	1	-	3	-	1	-	-
Ilijaš	7	2	-	4	-	2	1	-
Novi Grad	124	72	29	80	3	-	12	-
Novo Sarajevo	18	3	-	7	-	6	5	-
Vogošća	14	3	-	4	-	5	5	-
KANTON 10	34	12	-	13	3	13	5	-
Drvar	4	1	-	1	-	2	1	-
Kupres	6	2	-	2	2	1	1	-
Livno	15	5	-	6	1	7	1	-
Tomislavgrad	9	4	-	4	-	3	2	-

4. TV STANICE/POSTAJE U FEDERACIJI BiH, 2011.
TV STATIONS IN FEDERATION BiH, 2011.

4.1 TV STANICE/POSTAJE I PROIZVEDENI FILMOVI
TV STATIONS AND MADE FILMS

KANTONI I OPĆINE CANTONS AND MUNICIPALITY	Broj stanica/ postaja Number of stations	Broj TV predajnika Number of radio transmitters	Jačina slike, KW Picture power, KW	Proizvedeni filmovi Films				
				Ukupno Total	Dokumentarni Documentary	Nedjeljne/ tjedne novosti Weekly news	Reklamno-propagandni Commercials	Ostali Rest
FEDERACIJA BiH <i>FEDERATION B&H</i>	27	144	1214,8	623	594	185	180	223
UNSKO-SANSKI	3	7	8,5	11	5	-	6	-
Bihać	2	4	8,0	11	5	-	6	-
Cazin	1	3	0,5	-	-	-	-	-
TUZLANSKI	3	11	8,1	26	17	2	7	-
Tuzla	2	10	7,0	-	-	-	-	-
Živinice	1	1	1,1	26	17	2	7	-
ZENIČKO-DOBOJSKI	5	8	10,0	56	15	-	20	21
Kakanj	1	1	0,5	-	-	-	-	-
Maglaj	1	1	0,1	-	-	-	-	-
Tešanj	1	2	0,3	11	5	-	-	6
Visoko	1	1	0,1	-	-	-	-	-
Zenica	1	3	9,0	45	10	-	20	15
BOSANSKO-PODRINJSKI	1	2	1,4	-	-	-	-	-
Goražde	1	2	1,4	-	-	-	-	-
SREDNJOBOSANSKI	3	7	7,8	134	365	107	146	19
Bugojno	1	2	0,2	-	-	-	-	-
Kiseljak	1	3	7,5	134	58	55	6	15
Vitez	1	2	0,1	231	35	52	140	4
HERCEGOVAČKO - NERETVANSKI	3	9	7,0	-	-	-	-	-
Jablanica	1	-	-	-	-	-	-	-
Grad Mostar	2	9	7,0	-	-	-	-	-
KANTON SARAJEVO	9	100	1172,0	396	136	76	1	183
Centar Sarajevo	2	7	1,9	14	14	-	-	-
Hadžići	1	1	0,8	-	-	-	-	-
Iliđža	1	1	0,3	-	-	-	-	-
Novi Grad Sarajevo	2	25	746,5	378	121	76	1	180
Novo Sarajevo	1	37	410,0	-	-	-	-	-
Vogošća	2	29	12,5	4	1	-	-	3

4.2 EMITIRANI PROGRAMI TV STANICA/POSTAJA U SATIMA

TRANSMITTED PROGRAMMES OF BROADCASTING INSTITUTIONS IN HOURS

KANTONI I OPĆINE CANTONS AND MUNICIPALITY	Ukupno <i>Total</i>	Informa- tivni program <i>Informa- tive prog- ramme</i>	Dokum- entarni program <i>Docum- entary program</i>	Specija- lni pro- gram <i>Speciali- zed pro- gramme</i>	Obrazo- vni pro- gram <i>Educa- tion prog- ramme</i>	Igrani pro- gram <i>Fiction prog- ramme</i>	Muzički pro- gram <i>Musical prog- ramme</i>	Zabavni program <i>Entertai- nnment prog- ramme</i>	Program za djecu i omladinu <i>Child's youth's programe</i>	Sportski pro- gram <i>Sport</i>	Komer- jalni program <i>Comer- cial prog- ramme</i>	Drugo <i>Other</i>
FEDERACIJA BiH <i>FEDERATION B&H</i>	154495	33982	8563	3460	8996	36234	21199	13625	9460	7250	9206	2520
UNSKO-SANSKI	10601	2736	1069	167	899	2550	853	1039	525	287	367	109
Bihać	7666	2005	932	77	716	1500	645	855	341	197	289	109
Cazin	2935	731	137	90	183	1050	208	184	184	90	78	-
TUZLANSKI	18330	4654	819	129	996	3587	3888	1398	944	627	1188	100
Tuzla	15330	3754	569	29	846	3137	3668	1118	824	297	988	100
Živinice	3000	900	250	100	150	450	220	280	120	330	200	-
ZENIČKO-DOBOJSKI	22006	5446	1459	843	1649	5179	2577	1153	1404	1266	641	389
Kakanj	3045	350	300	195	300	710	300	110	160	250	250	120
Maglaj	1680	315	25	35	25	870	150	55	25	80	100	-
Tešanj	7055	1150	599	187	834	1589	875	496	653	391	103	178
Visoko	4386	1971	135	126	190	710	502	142	216	215	138	41
Zenica	5840	1660	400	300	300	1300	750	350	350	330	50	50
BOSANSKO- PODRINJSKI	3500	800	150	90	63	263	250	1280	206	225	110	63
Goražde	3500	800	150	90	63	263	250	1280	206	225	110	63
SREDNJOBOSANSKI	16804	5052	883	970	354	2721	3225	1028	653	752	873	293
Bugojno	5432	1465	280	100	30	1700	455	300	286	450	310	56
Kiseljak	8740	3223	301	870	324	189	2458	570	315	120	320	50
Vitez	2632	364	302	-	-	832	312	158	52	182	243	187
HERCEGOVAČKO- NERETVANSKI	14395	2772	405	93	293	5020	1965	1007	1182	862	442	354
Jablanica	1425	682	-	38	15	-	259	27	52	52	12	288
Grad Mostar	12970	2090	405	55	278	5020	1706	980	1130	810	430	66
KANTON SARAJEVO	68859	12522	3778	1168	4742	16914	8441	6720	4546	3231	5585	1212
Centar	16351	2886	1077	304	1654	2234	3800	1822	1017	386	1133	38
Hadžići	5111	1095	365	-	730	548	730	730	548	183	182	-
Iliđža	5477	1415	-	-	959	1369	1369	-	-	137	228	-
Novi Grad	14302	2074	842	207	400	4924	160	1802	1352	899	1020	622
Novo Sarajevo	8760	380	500	32	218	4006	188	601	876	400	1489	70
Vogošća	18858	4672	994	625	781	3833	2194	1765	753	1226	1533	482

4.3 PORIJEKLO/PODRIJETLO I PRIJENOS PROGRAMA
ORIGIN AND TRANSMISSIONS OF PROGRAM

KANTONI I OPĆINE CANTONS AND MUNICIPALITY	Porijeklo/podri. proizvodnje emitiranog programa <i>Origin of program in production</i>				Prijenos programa stranih TV centara <i>Transmissions foreign TV centres</i>		
	Ukupno	Samostalna proizvodnja	Drugi domaći proizvođači	Inostrani /ino- zemni proizvo- đači i satelitski program	Ukupno	Eurovizija	Ostalo iz inostranstva/ inozemstva
	<i>Total</i>	<i>Indepen- dent owner production</i>	<i>Other dome- stics producers</i>	<i>Foreign pro- ducers and satelit program</i>	<i>Total</i>	<i>Eurovision</i>	<i>Other from abroad</i>
FEDERACIJA BiH	154495	75387	30372	48736	6240	30	6210
<i>FEDERATION B&H</i>							
UNSKO-SANSKI	10601	5159	2728	2714	-	-	-
Bihać	7666	4061	1153	2452	-	-	-
Cazin	2935	1098	1575	262	-	-	-
TUZLANSKI	18330	13092	1460	3778	270	30	240
Tuzla	15330	11992	400	2938	270	30	240
Živinice	3000	1100	1060	840	-	-	-
ZENIČKO-DOBOJSKI	22006	14168	1659	6179	170	-	170
Kakanj	3045	1875	350	820	170	-	170
Maglaj	1680	985	25	670	-	-	-
Tešanj	7055	4586	480	1989	-	-	-
Visoko	4386	3812	574	-	-	-	-
Zenica	5840	2910	230	2700	-	-	-
BOSANSKO-PODRINJSKI	3500	2100	1050	350	-	-	-
Goražde	3500	2100	1050	350	-	-	-
SREDNJOBOSANSKI	16804	4407	6325	6072	5100	-	5100
Bugojno	5432	2602	1735	1095	1095	-	1095
Kiseljak	8740	1375	3360	4005	4005	-	4005
Vitez	2632	430	1230	972	-	-	-
HERCEGOVAČKO- NERETVANSKI	14395	5626	4060	4709	700	-	700
Jablanica	1425	750	675	-	-	-	-
Grad Mostar	12970	4876	3385	4709	700	-	700
KANTON SARAJEVO	68859	30835	13090	24934	-	-	-
Centar	16351	7496	3958	4897	-	-	-
Hadžići	5111	3650	1096	365	-	-	-
Iliđža	5477	1065	4412	-	-	-	-
Novi Grad	14302	4945	1974	7383	-	-	-
Novo Sarajevo	8760	2729	-	6031	-	-	-
Vogošća	18858	10950	1650	6258	-	-	-

4.4 ZAPOSLENI U TV CENTRIMA

EMPLOYEES IN TV CENTRES

KANTONI I OPĆINE CANTONS AND MUNICIPALITY	Ukupno <i>Total</i>	žene <i>female</i>	Vezani za rad emisija <i>Connected for program work</i>				Adminis- trativno osoblje <i>Admini- strative staff</i>	Ostali <i>Rest</i>
			Umjet- ničko osoblje <i>Art staff</i>	Novinari <i>Journa- lists</i>	Spikeri i lektori <i>Annou- ncer and editor</i>	Tehničko i drugo osoblje <i>technical and other</i>		
			FEDERACIJA BIH <i>FEDERATION B&H</i>	1381	649	99		
UNSKO-SANSKI	56	21	-	22	2	26	-	6
Bihać	50	19	-	20	2	23	-	5
Cazin	6	2	-	2	-	3	-	1
TUZLANSKI	126	47	-	48	2	51	17	8
Tuzla	116	47	-	45	2	48	13	8
Živinice	10	-	-	3	-	3	4	-
ZENIČKO-DOBOJSKI	68	30	-	27	-	29	10	2
Kakanj	14	7	-	4	-	6	4	-
Maglaj	9	4	-	4	-	4	1	-
Tešanj	4	4	-	3	-	-	1	-
Visoko	24	12	-	10	-	8	4	2
Zenica	17	3	-	6	-	11	-	-
BOSANSKO-PODRINJSKI	29	12	-	11	-	11	3	4
Goražde	29	12	-	11	-	11	3	4
SREDNJOBOSANSKI	47	19	6	16	6	10	7	2
Bugojno	18	8	-	7	-	6	3	2
Kiseljak	19	11	6	7	3	1	2	-
Vitez	10	-	-	2	3	3	2	-
HERCEGOVAČKO- NERETVANSKI	116	42	3	28	3	57	10	15
Jablanica	11	7	-	4	1	3	2	1
Grad Mostar	105	35	3	24	2	54	8	14
KANTON SARAJEVO	939	478	90	391	47	165	143	103
Centar	147	59	-	51	5	56	12	23
Hadžići	6	4	-	4	-	2	-	-
Iliđža	11	3	-	4	-	3	1	3
Novi Grad	505	296	90	275	19	24	97	-
Novo Sarajevo	38	13	-	10	1	21	4	2
Vogošća	232	103	-	47	22	59	29	75

5. GALERIJE I
GALLERIES AND

KANTONI I OPĆINE CANTONS AND MUNICIPALITY	Broj galerija <i>Number of galleries</i>	Broj izložbi <i>Number of exhibitions</i>	VRSTA IZLOŽBE TYPE OF EXHIBITIONS				
			likovna umjetnost <i>fine arts</i>	arhitektura <i>architecture</i>	dizajn <i>design</i>	istorijska <i>historical</i>	ostalo <i>other</i>
FEDERACIJA BiH <i>FEDERATION B&H</i>	14	193	130	6	12	11	34
UNSKO-SANSKI	1	13	11	-	1	-	1
Bihać	1	13	11	-	1	-	1
TUZLANSKI	2	26	19	-	1	1	5
Tuzla	2	26	19	-	1	1	5
ZENIČKO-DOBOJSKI	2	31	13	-	1	5	12
Visoko	1	9	1	-	1	2	5
Zenica	1	22	12	-	-	3	7
SREDNJOBOSANSKI	1	13	3	-	-	1	9
Travnik	1	13	3	-	-	1	9
HERCEGOVAČKO -							
NERETVANSKI	3	23	18	-	2	1	2
Grad Mostar	3	23	18	-	2	1	2
KANTON SARAJEVO	5	87	66	6	7	3	5
Centar	3	60	50	5	4	1	-
Stari Grad	2	27	16	1	3	2	5

IZLOŽBE U FEDERACIJI BiH, 2011.
EXHIBITIONS IN FEDERATION B&H, 2011..

LIKOVNA DISCIPLINA FINE ARTS					IZLAGAČ JE EXHIBITORS		Broj posje- tilaca <i>Number of visitors</i>	ZAPOSLENI EMPLOYED PERSONS			
skulptura <i>sculpture</i>	slikarstvo <i>painting</i>	grafika <i>graphic</i>	novi mediji <i>new media</i>	fotogra- fija <i>photogra- phy</i>	bosansko- hercego- vački autor <i>domestic authors</i>	autor iz drugih zemalja <i>foreign authors</i>		ukupno <i>total</i>	kustos <i>custo- dian</i>	stručni sara- dnici <i>profess- ional staff</i>	ostali <i>other</i>
12	86	20	24	51	140	53	110682	59	18	18	23
1	7	2	1	2	9	4	26600	4	1	2	1
1	7	2	1	2	9	4	26600	4	1	2	1
1	17	3	1	4	20	6	10310	5	1	2	2
1	17	3	1	4	20	6	10310	5	1	2	2
3	11	-	4	13	24	7	22677	13	6	3	4
-	2	-	3	4	8	1	7580	6	4	1	1
3	9	-	1	9	16	6	15097	7	2	2	3
-	3	-	3	7	11	2	9033	8	3	2	3
-	3	-	3	7	11	2	9033	8	3	2	3
2	10	3	1	7	19	4	9003	6	2	1	3
2	10	3	1	7	19	4	9003	6	2	1	3
5	38	12	14	18	57	30	33059	23	5	8	10
3	31	7	10	9	41	19	23657	6	2	2	2
2	7	5	4	9	16	11	9402	17	3	6	8

6. FILHARMONIJE U FEDERACIJI BiH, 2011.
PHILHARMONIC SOCIETY IN FEDERATION B&H, 2011.

BROJ FILHARMONIJA 1
NUMBER PHILHARMONIC

KONCERTI, POSJETITELJI I IZVEDENA DJELA
CONCERTS, ATTENDANCE, PERFORMANCES

Koncerti i posjetitelji <i>Concerts and attendance</i>								Izvedena djela <i>Performances</i>		
Ukupno <i>Total</i>		u zemlji <i>domestic</i>		u inozemstvu <i>in abroad</i>		na priredbama <i>on shows</i>		Ukupno <i>Total</i>	Domaćih autora <i>Domestic authors</i>	Stranih autora <i>Foreign authors</i>
koncerti <i>concerts</i>	posjetitelji <i>attendance</i>	koncerti <i>concerts</i>	posjetitelji <i>attendance</i>	koncerti <i>concerts</i>	posjetitelji <i>attendance</i>	koncerti <i>concerts</i>	posjetitelji <i>attendance</i>			
52	20490	19	11350	2	580	31	8560	202	17	185

PRIJENOSI KONCERATA, SNIMLJENA DJELA I GOSTOVANJA U INOSTRANSTVU/INOZEMSTVU
BROADCASTS OF CONCERTS, TAPE A BROADCASTS, GUESTS IN ABROAD

Prijenosi javnih koncerata za <i>Broadcasts of concerts</i>				Djela snimljena za emitiranje na <i>Tape a broadcast</i>				Gostovanja u inos./inozemstvu <i>Guests in abroad</i>	
radioprogram <i>radio</i>		TV program <i>TV</i>		radioprogramu <i>radio</i>		TV programu <i>TV</i>		Broj izvedenih koncerata <i>Number of concerts</i>	Broj posjetitelja <i>number of attendants</i>
broj koncerata <i>number of concerts</i>	trajanje u minutama <i>duration in minutes</i>	broj koncerata <i>number of concerts</i>	trajanje u minutama <i>duration in minutes</i>	broj djela <i>number</i>	trajanje u minutama <i>duration in minutes</i>	broj djela <i>number</i>	trajanje u minutama <i>duration in minutes</i>		
1	60	-	-	-	-	9	900	-	-

ZAPOSLENI U ORKESTRU FILHARMONIJE
EMPLOYED IN ORCHESTRA PHILHARMONIC

	Ukupno <i>Total</i>	Umjetničko osoblje <i>Artists and performers</i>						Administrativno osoblje <i>Administrative staff</i>	Ostali <i>Other</i>
		završili muzičku/glazbenu školu <i>completed music school</i>			bez muzičke škole <i>without music school</i>	od toga : <i>of which :</i>			
		svega <i>all</i>	akademiju <i>academy</i>	srednju <i>secondary</i>		dirigenti <i>conductors</i>	solisti <i>soloists</i>		
svega <i>all</i>	61	52	43	2	7	1	6	9	-
žene <i>female</i>	31	26	22	2	2	-	-	5	-

7. BIBLIOTEKE/KNJIŽNICE U FEDERACIJI BiH, 2010.
TYPE OF LIBRARIES IN FEDERATION BiH, 2010.

7.1 BIBLIOTEKE I ČITAONICE
TYPE OF LIBRARIES AND READING ROOM

VRSTA BIBLIOTEKA/KNJIŽNICA <i>TYPE OF LIBRARIES</i>	Biblioteke <i>Libraries</i>	Čitaonice <i>Reading room</i>			Broj knjiga, brošura, novina i časopisa u bibliobusu <i>Number of books, brochures newspa- pers and periodicals in library bus</i>	Broj djece korisnika u igraonicama <i>Number of children users in playing environment</i>
		broj sjedala <i>Number of seats</i>	broj mjest za rad <i>Working places</i>	broj knjiga i brošura (u svescima) u dječijem odjelu <i>Number of books and brochures (in copies) child section</i>		
FEDERACIJA BiH <i>FEDERATION B&H</i>	113	2.706	1.805	206.448	17.922	5.292
Nacionalna <i>National</i>	1	280	280	-	-	-
Univerzitetska <i>University</i>	2	23	-	-	-	-
Visokoškolskih ustanova <i>At institutions of higher education</i>	27	983	651	-	-	-
Centralna biblioteka akademije nauka i umjetnosti <i>Centraln library of academy of science and art</i>	1	4	4	-	-	-
Naučna <i>General scientific</i>	1	4	4	-	-	-
Vjerska <i>Religius</i>	1	4	4	-	-	-
Specijalna <i>Specialised</i>	11	141	61	596	-	-
Javna <i>Public</i>	69	1.267	801	205.852	17.922	5.292
UNSKO - SANSKI	6	104	106	24.215	-	2.004
Javna <i>Public</i>	6	104	106	24.215	-	2.004
Bihać	1	80	80	8.000	-	701
Javna <i>Public</i>	1	80	80	8.000	-	701
Bosanska Krupa	1	10	10	-	-	633
Javna <i>Public</i>	1	10	10	-	-	633
Bosanski Petrovac	1	-	6	6.132	-	-
Javna <i>Public</i>	1	-	6	6.132	-	-
Ključ	1	-	-	-	-	-
Javna <i>Public</i>	1	-	-	-	-	-
Cazin	1	6	2	4.483	-	-
Javna <i>Public</i>	1	6	2	4.483	-	-
Sanski Most	1	8	8	5.600	-	670
Javna <i>Public</i>	1	8	8	5.600	-	670

nastavak continue

VRSTA BIBLIOTEKA/KNJIŽNICA TYPE OF LIBRARIES	Biblioteke Libraries	Čitaonice Reading room			Broj knjiga, brošura, novina i časopisa u bibliobusu Number of books, brochures newspa- pers and periodicals in library bus	Broj djece korisnika u igraonicama Number of children users in playing environment
		broj sjedala Number of seats	broj mjest za rad Working places	broj knjiga i brošura (u svescima) u dječijem odjelu Number of books and brochures (in copies) child section		
KANTON POSAVSKI	1	12	12	2.940	-	-
Javna <i>Public</i>	1	12	12	2.940	-	-
Orašje	1	12	12	2.940	-	-
Javna <i>Public</i>	1	12	12	2.940	-	-
TUZLANSKI	12	287	265	69.622	17.922	1.364
Specijalna <i>Specialised</i>	1	11	9	596	-	-
Javna <i>Public</i>	11	276	256	69.026	17.922	1.364
Banovići	1	20	20	-	-	-
Javna <i>Public</i>	1	20	20	-	-	-
Čelić	1	4	4	-	-	-
Javna <i>Public</i>	1	4	4	-	-	-
Gračanica	1	30	30	23.134	-	-
Javna <i>Public</i>	1	30	30	23.134	-	-
Gradačac	1	25	25	1.969	-	-
Javna <i>Public</i>	1	25	25	1.969	-	-
Kalesija	1	20	20	10.000	-	-
Javna <i>Public</i>	1	20	20	10.000	-	-
Kladanj	1	30	30	6.000	17.922	301
Javna <i>Public</i>	1	30	30	6.000	17.922	301
Lukavac	1	50	30	4.200	-	-
Javna <i>Public</i>	1	50	30	4.200	-	-
Srebrenik	1	30	30	6.662	-	276
Javna <i>Public</i>	1	30	30	6.662	-	276
Tuzla	3	60	58	1.107	-	550
Specijalna <i>Specialised</i>	1	11	9	596	-	-
Javna <i>Public</i>	2	49	49	511	-	550

nastavak *continue*

VRSTA BIBLIOTEKA/KNJIŽNICA TYPE OF LIBRARIES	Biblioteke <i>Libraries</i>	Čitaonice <i>Reading room</i>			Broj knjiga, brošura, novina i časopisa u bibliobusu <i>Number of books, brochures newspapers and periodicals in library bus</i>	Broj djece korisnika u igraonicama <i>Number of children users in playing environment</i>
		broj sjedala <i>Number of seats</i>	broj mjest za rad <i>Working places</i>	broj knjiga i brošura (u svescima) u dječijem odjelu <i>Number of books and brochures (in copies) child section</i>		
Živinice	1	18	18	16.550	-	237
Javna <i>Public</i>	1	18	18	16.550	-	237
ZENIČKO - DOBOJSKI	21	540	231	67.251	-	1.710
Visokoškolskih ustanova <i>At institutions of higher education</i>	6	97	-	-	-	-
Javna <i>Public</i>	15	443	231	67.251	-	1.710
Breza	1	40	-	-	-	84
Javna <i>Public</i>	1	40	-	-	-	84
Kakanj	1	70	50	10.935	-	-
Javna <i>Public</i>	1	70	50	10.935	-	-
Maglaj	1	50	45	5.872	-	600
Javna <i>Public</i>	1	50	45	5.872	-	600
Olovo	1	-	-	-	-	-
Javna <i>Public</i>	1	-	-	-	-	-
Tešanj	1	20	-	9.635	-	-
Javna <i>Public</i>	1	20	-	9.635	-	-
Usora	1	10	10	1.506	-	25
Javna <i>Public</i>	1	10	10	1.506	-	25
Vareš	1	30	10	5.300	-	42
Javna <i>Public</i>	1	30	10	5.300	-	42
Visoko	1	30	12	18.120	-	357
Javna <i>Public</i>	1	30	12	18.120	-	357
Zavidovići	1	58	58	12.932	-	-
Javna <i>Public</i>	1	58	58	12.932	-	-
Zenica	11	212	41	-	-	545
Visokoškolskih ustanova <i>At institutions of higher education</i>	6	97	-	-	-	-
Javna <i>Public</i>	5	115	41	-	-	545

nastavak continue

VRSTA BIBLIOTEKA/KNJIŽNICA TYPE OF LIBRARIES	Biblioteke Libraries	Čitaonice Reading room			Broj knjiga, brošura, novina i časopisa u bibliobusu Number of books, brochures newspa- pers and periodicals in library bus	Broj djece korisnika u igraonicama Number of children users in playing environment
		broj sjedala Number of seats	broj mjest za rad Working places	broj knjiga i brošura (u svescima) u dječijem odjelu Number of books and brochures (in copies) child section		
Žepče	1	20	5	2.951	-	57
Javna <i>Public</i>	1	20	5	2.951	-	57
BOSANSKO-PODRINJSKI	1	4	6	11.407	-	-
Javna <i>Public</i>	1	4	6	11.407	-	-
Goražde	1	4	6	11.407	-	-
Javna <i>Public</i>	1	4	6	11.407	-	-
SREDNJOBOSANSKI	6	89	17	3.025	-	-
Javna <i>Public</i>	6	89	17	3.025	-	-
Bugojno	1	-	-	-	-	-
Javna <i>Public</i>	1	-	-	-	-	-
Busovača	1	20	-	-	-	-
Javna <i>Public</i>	1	20	-	-	-	-
Donji Vakuf	1	40	-	-	-	-
Javna <i>Public</i>	1	40	-	-	-	-
Novi Travnik	1	-	-	-	-	-
Javna <i>Public</i>	1	-	-	-	-	-
Travnik	1	17	17	3.025	-	-
Javna <i>Public</i>	1	17	17	3.025	-	-
Vitez	1	12	-	-	-	-
Javna <i>Public</i>	1	12	-	-	-	-
HERCEGOVAČKO- NERETVANSKI	6	96	10	8.120	-	-
Univerzitetska <i>University</i>	2	23	-	-	-	-
Javna <i>Public</i>	4	73	10	8.120	-	-
Čapljina	1	-	-	-	-	-
Javna <i>Public</i>	1	-	-	-	-	-
Prozor	1	-	-	-	-	-
Javna <i>Public</i>	1	-	-	-	-	-

nastavak *contiuene*

VRSTA BIBLIOTEKA/KNJIŽNICA <i>TYPE OF LIBRARIES</i>	Biblioteke <i>Libraries</i>	Čitaonice <i>Reading room</i>			Broj knjiga, brošura, novina i časopisa u bibliobusu <i>Number of books, brochures newspa- pers and periodicals in library bus</i>	Broj djece korisnika u igraonicama <i>Number of children users in playing environment</i>
		broj sjedala <i>Number of seats</i>	broj mjest za rad <i>Working places</i>	broj knjiga i brošura (u svescima) u dječijem odjelu <i>Number of books and brochures (in copies) child section</i>		
Grad Mostar	4	96	10	8.120	-	-
Univerzitetska <i>University</i>	2	23	-	-	-	-
Javna <i>Public</i>	2	73	10	8.120	-	-
ZAPADNOHERCEGOVAČKI	4	30	30	5.743	-	-
Javna <i>Public</i>	4	30	30	5.743	-	-
Grude	1	-	-	-	-	-
Javna <i>Public</i>	1	-	-	-	-	-
Ljubuški	1	20	20	-	-	-
Javna <i>Public</i>	1	20	20	-	-	-
Psušje	1	10	10	5.743	-	-
Javna <i>Public</i>	1	10	10	5.743	-	-
Široki Brijeg	1	-	-	-	-	-
Javna <i>Public</i>	1	-	-	-	-	-
KANTON SARAJEVO	53	1.528	1.112	2.024	-	214
Nacionalna <i>National</i>	1	280	280	-	-	-
Visokoškolskih ustanova <i>At institutions of higher education</i>	21	886	651	-	-	-
Naučna <i>General scientific</i>	1	4	4	-	-	-
Centralna biblioteka akademije nauka i umjetnosti <i>Centraln library of academy of science and art</i>	1	4	4	-	-	-
Specijalna <i>Specialised</i>	10	130	52	-	-	-
Javna <i>Public</i>	19	224	121	2.024	-	214
Centar	23	815	495	-	-	138
Visokoškolskih ustanova <i>At institutions of higher education</i>	10	579	390	-	-	-
Naučna <i>General scientific</i>	1	4	4	-	-	-
Specijalna <i>Specialised</i>	6	92	32	-	-	-
Javna <i>Public</i>	6	140	69	-	-	138

VRSTA BIBLIOTEKA/KNJIŽNICA TYPE OF LIBRARIES	Biblioteke <i>Libraries</i>	Čitaonice <i>Reading room</i>			Broj knjiga, brošura, novina i časopisa u bibliobusu <i>Number of books, brochures newspa- pers and periodicals in library bus</i>	Broj djece korisnika u igraonicama <i>Number of children users in playing environment</i>
		broj sjedala <i>Number of seats</i>	broj mjest za rad <i>Working places</i>	broj knjiga i brošura (u svescima) u dječijem odjelu <i>Number of books and brochures (in copies) child section</i>		
Hadžići	1	8	4	-	-	
Javna <i>Public</i>	1	8	4	-	-	
Ilidža	1	-	-	-	-	
Javna <i>Public</i>	1	-	-	-	-	
Novi Grad	4	22	14	-	-	
Javna <i>Public</i>	4	22	14	-	-	
Novo Sarajevo	16	517	453	-	-	
Nacionalna <i>National</i>	1	280	280	-	-	
Visokoškolskih ustanova <i>At institutions of higher education</i>	9	205	159	-	-	
Specijalna <i>Specialised</i>	3	32	14	-	-	
Javna <i>Public</i>	3	-	-	-	-	
Stari Grad	8	166	146	2.024	-	
Visokoškolskih ustanova <i>At institutions of higher education</i>	2	102	102	-	-	
Centralna biblioteka akademije nauka i umjetnosti <i>Centraln library of academy of science and art</i>	1	4	4	-	-	
Specijalna <i>Specialised</i>	1	6	6	-	-	
Javna <i>Public</i>	4	54	34	2.024	-	
KANTON 10	3	16	16	12.101	-	
Vjerska <i>Religius</i>	1	4	4	-	-	
Javna <i>Public</i>	2	12	12	12.101	-	
Kupres	1	-	-	-	-	
Javna <i>Public</i>	1	-	-	-	-	
Livno	2	16	16	12.101	-	
Vjerska <i>Religius</i>	1	4	4	-	-	
Javna <i>Public</i>	1	12	12	12.101	-	

7.2 KORISNICI I KORIŠTENJE GRAĐE U BIBLIOTEKAMA/KNJIŽNICAMA

USERS AND UTILISATION OF LIBRARY MATERIALS

VRSTA BIBLIOTEKA/KNJIŽNICA TYPE OF LIBRARIES	Članovi biblioteke/ knjižnice Members library	KORISNICI USERS		KORIŠTENJE GRAĐE UTILISATION OF LIBRARY MATERIALS				
		u biblioteci/ knjižnici in library	izvan biblioteke/ knjižnice out of libraries	knjige i brošure books and brochures	novine (listovi) newspapers	časopisi magazines	rukopisi manuscripts	neknjižna građa other library materials
FEDERACIJA BiH <i>FEDERATION B&H</i>	115.100	112.336	294.262	1.227.755	55.514	41.142	2.361	4.821
Nacionalna <i>National</i>	3.392	1.935	519	5.649	437	89	150	110
Univerzitetska <i>University</i>	1.637	-	-	17.100	-	1.500	-	-
Visokoškolskih ustanova <i>At institutions of higher education</i>	31.342	25.470	7.564	90.504	4.244	16.393	1.609	1.293
Centralna biblioteka akademije nauka i umjetnosti <i>Centraln library of academy of science and art</i>	-	-	-	-	-	-	-	-
Naučna <i>General scientific</i>	55	50	5	12.830	-	3.950	-	-
Vjerska <i>Religious</i>	142	-	-	636	-	-	-	-
Specijalna <i>Specialised</i>	2.779	5.617	4.455	10.801	883	5.035	71	414
Javna <i>Public</i>	75.753	79.264	281.719	1.090.235	49.950	14.175	531	3.004
UNSKO - SANSKI	6.042	2.949	9.557	103.911	6.727	3.822	1	1.185
Javna <i>Public</i>	6.042	2.949	9.557	103.911	6.727	3.822	1	1.185
Bihać	2.094	1.300	794	27.105	6.560	3.450	-	1.185
Javna <i>Public</i>	2.094	1.300	794	27.105	6.560	3.450	-	1.185
Bosanska Krupa	1.186	1.186	1.186	23.463	140	273	1	-
Javna <i>Public</i>	1.186	1.186	1.186	23.463	140	273	1	-
Bosanski Petrovac	279	-	5.094	5.958	-	-	-	-
Javna <i>Public</i>	279	-	5.094	5.958	-	-	-	-
Ključ	216	-	216	1.823	-	60	-	-
Javna <i>Public</i>	216	-	216	1.823	-	60	-	-
Cazin	707	180	707	11.740	-	-	-	-
Javna <i>Public</i>	707	180	707	11.740	-	-	-	-
Sanski Most	1.560	283	1.560	33.822	27	39	-	-
Javna <i>Public</i>	1.560	283	1.560	33.822	27	39	-	-
KANTON POSAVSKI	140	20	120	4.356	-	124	-	-
Javna <i>Public</i>	140	20	120	4.356	-	124	-	-

VRSTA BIBLIOTEKA/KNJIŽNICA <i>TYPE OF LIBRARIES</i>	Članovi biblioteke/ knjižnice <i>Members library</i>	KORISNICI <i>USERS</i>		KORIŠTENJE GRAĐE <i>UTILISATION OF LIBRARY MATERIALS</i>				
		u biblioteci/ knjižnici <i>in library</i>	izvan biblioteke/ knjižnice <i>out of libraries</i>	knjige i brošure <i>books and brochures</i>	novine (listovi) <i>newspapers</i>	časopisi <i>magazines</i>	rukopisi <i>manuscripts</i>	neknjižna građa <i>other library materials</i>
Orašje	140	20	120	4.356	-	124	-	-
Javna <i>Public</i>	140	20	120	4.356	-	124	-	-
TUZLANSKI	16.536	23.035	60.804	174.387	16.318	2.614	509	852
Specijalna <i>Specialised</i>	193	193	117	2.240	663	-	13	-
Javna <i>Public</i>	16.343	22.842	60.687	172.147	15.655	2.614	496	852
Banovići	3.845	2.870	485	3.857	160	32	415	683
Javna <i>Public</i>	3.845	2.870	485	3.857	160	32	415	683
Čelić	450	450	-	1.750	-	-	-	-
Javna <i>Public</i>	450	450	-	1.750	-	-	-	-
Gračanica	1.018	2.100	13.825	17.350	120	250	-	-
Javna <i>Public</i>	1.018	2.100	13.825	17.350	120	250	-	-
Gradačac	3.372	1.894	478	21.360	1.142	294	81	69
Javna <i>Public</i>	3.372	1.894	478	21.360	1.142	294	81	69
Kalesija	850	150	700	7.500	30	70	-	-
Javna <i>Public</i>	850	150	700	7.500	30	70	-	-
Kladanj	1.011	210	801	13.860	-	97	-	-
Javna <i>Public</i>	1.011	210	801	13.860	-	97	-	-
Lukavac	800	3.000	800	29.100	100	1.000	-	100
Javna <i>Public</i>	800	3.000	800	29.100	100	1.000	-	100
Srebrenik	713	713	-	10.847	-	112	-	-
Javna <i>Public</i>	713	713	-	10.847	-	112	-	-
Tuzla	2.947	10.118	43.715	68.763	14.766	759	13	-
Specijalna <i>Specialised</i>	193	193	117	2.240	663	-	13	-
Javna <i>Public</i>	2.754	9.925	43.598	66.523	14.103	759	-	-
Živinice	1.530	1.530	-	-	-	-	-	-
Javna <i>Public</i>	1.530	1.530	-	-	-	-	-	-

VRSTA BIBLIOTEKA/KNJIŽNICA <i>TYPE OF LIBRARIES</i>	Članovi biblioteke/ knjižnice <i>Members library</i>	KORISNICI <i>USERS</i>		KORIŠTENJE GRAĐE <i>UTILISATION OF LIBRARY MATERIALS</i>				
		u biblioteci/ knjižnici	izvan biblioteke/ knjižnice	knjige i brošure	novine (listovi)	časopisi	rukopisi	neknjižna građa
		<i>in library</i>	<i>out of libraries</i>	<i>books and brochures</i>	<i>newspapers</i>	<i>magazines</i>	<i>manuscripts</i>	<i>other library materials</i>
ZENIČKO - DOBOJSKI	16.876	36.131	163.306	372.085	18.974	6.641	34	1.448
Visokoškolskih ustanova	3.564	1.964	855	25.177	30	70	-	708
<i>At institutions of higher education</i>								
Javna	13.312	34.167	162.451	346.908	18.944	6.571	34	740
<i>Public</i>								
Breza	610	1.536	8.500	11.953	628	153	2	10
Javna	610	1.536	8.500	11.953	628	153	2	10
<i>Public</i>								
Kakanj	1.418	1.418	1.418	21.983	-	-	-	-
Javna	1.418	1.418	1.418	21.983	-	-	-	-
<i>Public</i>								
Maglaj	1.128	1.128	-	25.431	1.129	291	-	-
Javna	1.128	1.128	-	25.431	1.129	291	-	-
<i>Public</i>								
Olovo	641	-	641	6.114	-	40	-	-
Javna	641	-	641	6.114	-	40	-	-
<i>Public</i>								
Tešanj	1.147	508	15.218	15.292	38	73	-	-
Javna	1.147	508	15.218	15.292	38	73	-	-
<i>Public</i>								
Usora	250	50	200	1.250	50	50	20	20
Javna	250	50	200	1.250	50	50	20	20
<i>Public</i>								
Vareš	890	30	860	20.000	38	73	9	28
Javna	890	30	860	20.000	38	73	9	28
<i>Public</i>								
Visoko	928	391	13.158	18.579	468	112	-	51
Javna	928	391	13.158	18.579	468	112	-	52
<i>Public</i>								
Zavidovići	877	877	-	24.000	-	59	-	-
Javna	877	877	-	24.000	-	59	-	-
<i>Public</i>								
Zenica	8.366	29.989	122.894	225.738	16.623	5.790	3	1.338
Visokoškolskih ustanova	3564	1964	855	25177	30	70	-	708
<i>At institutions of higher education</i>								
Javna	4802	28025	122039	200561	16593	5720	3	630
<i>Public</i>								
Žepče	621	204	417	1745	-	-	-	-
Javna	621	204	417	1745	-	-	-	-
<i>Public</i>								
BOSANSKO-PODRINJSKI	1.440	440	1.440	41.438	-	-	-	-
Javna	1.440	440	1.440	41.438	-	-	-	-
<i>Public</i>								

VRSTA BIBLIOTEKA/KNJIŽNICA <i>TYPE OF LIBRARIES</i>	Članovi biblioteke/ knjižnice <i>Members library</i>	KORISNICI <i>USERS</i>		KORIŠTENJE GRAĐE <i>UTILISATION OF LIBRARY MATERIALS</i>				
		u biblioteci/ knjižnici	izvan biblioteke/ knjižnice	knjige i brošure	novine (listovi)	časopisi	rukopisi	neknjižna građa
		<i>in library</i>	<i>out of libraries</i>	<i>books and brochures</i>	<i>newspapers</i>	<i>magazines</i>	<i>manuscripts</i>	<i>other library materials</i>
Goražde	1.440	440	1.440	41.438	-	-	-	-
Javna <i>Public</i>	1.440	440	1.440	41.438	-	-	-	-
SREDNJOBOSANSKI	2.750	1.791	994	77.583	168	494	-	-
Javna <i>Public</i>	2.750	1.791	994	77.583	168	494	-	-
Bugojno	250	250	-	2.850	-	21	-	-
Javna <i>Public</i>	250	250	-	2.850	-	21	-	-
Busovača	757	-	-	11.440	-	21	-	-
Javna <i>Public</i>	757	-	-	11.440	-	21	-	-
Donji Vakuf	108	-	-	2.893	168	32	-	-
Javna <i>Public</i>	108	-	-	2.893	168	32	-	-
Novi Travnik	100	-	-	1.100	-	-	-	-
Javna <i>Public</i>	100	-	-	1.100	-	-	-	-
Travnik	994	1.000	994	24.300	-	420	-	-
Javna <i>Public</i>	994	1.000	994	24.300	-	420	-	-
Vitez	541	541	-	35.000	-	-	-	-
Javna <i>Public</i>	541	541	-	35.000	-	-	-	-
HERCEGOVAČKO- NERETVANSKI	6.638	3.875	13.104	96.044	590	1.964	-	-
Univerzitetska <i>University</i>	1.637	-	-	17.100	-	1.500	-	-
Javna <i>Public</i>	5.001	3.875	13.104	78.944	590	464	-	-
Čapljina	189	-	189	3.182	-	-	-	-
Javna <i>Public</i>	189	-	189	3.182	-	-	-	-
Prozor	217	-	217	3.564	-	-	-	-
Javna <i>Public</i>	217	-	217	3.564	-	-	-	-
Grad Mostar	6.232	3.875	12.698	89.298	590	1.964	-	-
Univerzitetska <i>University</i>	1.637	-	-	17.100	-	1.500	-	-
Javna <i>Public</i>	4.595	3.875	12.698	72.198	590	464	-	-
ZAPADNOHERCEGOVAČKI	5.060	2.402	4.833	73.438	-	-	-	-
Javna <i>Public</i>	5.060	2.402	4.833	73.438	-	-	-	-

VRSTA BIBLIOTEKA/KNJIŽNICA TYPE OF LIBRARIES	Članovi biblioteke/ knjižnice Members library	KORISNICI USERS		KORIŠTENJE GRAĐE UTILISATION OF LIBRARY MATERIALS				
		u biblioteci/ knjižnici in library	izvan biblioteke/ knjižnice out of libraries	knjige i brošure books and brochures	novine (listovi) newspapers	časopisi magazines	rukopisi manuscripts	neknjižna građa other library materials
Grude	812	-	812	9.468	-	-	-	-
Javna <i>Public</i>	812	-	812	9.468	-	-	-	-
Ljubuški	306	-	306	6.000	-	-	-	-
Javna <i>Public</i>	306	-	306	6.000	-	-	-	-
Psušje	2.842	1.879	963	42.740	-	-	-	-
Javna <i>Public</i>	2.842	1.879	963	42.740	-	-	-	-
Široki Brijeg	1.100	523	2.752	15.230	-	-	-	-
Javna <i>Public</i>	1.100	523	2.752	15.230	-	-	-	-
KANTON SARAJEVO	57.743	41.037	39.027	271.574	12.737	25.483	1.817	1.336
Nacionalna <i>National</i>	3.392	1.935	519	5.649	437	89	150	110
Visokoškolskih ustanova <i>At institutions of higher education</i>	27.778	23.506	6.709	65.327	4.214	16.323	1.609	585
Naučna <i>General scientific</i>	55	50	5	12.830	-	3.950	-	-
Centralna biblioteka akademije nauka i umjetnosti <i>Centraln library of academy of science and art</i>	-	-	-	-	-	-	-	-
Specijalna <i>Specialised</i>	2.586	5.424	4.338	8.561	220	5.035	58	414
Javna <i>Public</i>	23.932	10.122	27.456	179.207	7.866	86	-	227
Centar	19.259	17.466	9.879	115.641	8.125	19.780	58	439
Visokoškolskih ustanova <i>At institutions of higher education</i>	13.546	11.053	4.450	35.283	4.149	10.781	-	123
Naučna <i>General scientific</i>	55	50	5	12.830	-	3.950	-	-
Specijalna <i>Specialised</i>	1.199	3.361	969	5.662	220	4.963	58	316
Javna <i>Public</i>	4.459	3.002	4.455	61.866	3.756	86	-	-
Hadžići	268	268	-	5.029	-	-	-	-
Javna <i>Public</i>	268	268	-	5.029	-	-	-	-
Iliđža	782	782	-	10.785	-	-	-	-
Javna <i>Public</i>	782	782	-	10.785	-	-	-	-
Novi Grad	2.882	-	13.530	46.654	-	-	-	-
Javna <i>Public</i>	2.882	-	13.530	46.654	-	-	-	-

VRSTA BIBLIOTEKA/KNJIŽNICA <i>TYPE OF LIBRARIES</i>	Članovi biblioteke/ knjižnice <i>Members library</i>	KORISNICI <i>USERS</i>		KORIŠTENJE GRADE <i>UTILISATION OF LIBRARY MATERIALS</i>				
		u biblioteci/ knjižnici	izvan biblioteke/ knjižnice	knjige i brošure	novine (listovi)	časopisi	rukopisi	neknjižna građa
		<i>in library</i>	<i>out of libraries</i>	<i>books and brochures</i>	<i>newspa- pers</i>	<i>magazi- nes</i>	<i>manus- cripts</i>	<i>other libra- ry materials</i>
Novo Sarajevo	13.365	9.455	7.117	60.287	502	5.692	1.759	515
Nacionalna	3.392	1.935	519	5.649	437	89	150	110
<i>National</i>								
Visokoškolskih ustanova	7.402	5.653	1.749	22.844	65	5.531	1.609	307
<i>At institutions of higher education</i>								
Specijalna	1.091	1.867	3.369	2.899	-	72	-	98
<i>Specialised</i>								
Javna	1.480	-	1.480	28.895	-	-	-	-
<i>Public</i>								
Stari Grad	21.187	13.066	8.501	33.178	4.110	11	-	382
Visokoškolskih ustanova	6.830	6.800	510	7.200	-	11	-	155
<i>At institutions of higher education</i>								
Centralna biblioteka akademije nauka i umjetnosti	-	-	-	-	-	-	-	-
<i>Centraln library of academy of science and art</i>								
Specijalna	296	196	-	-	-	-	-	-
<i>Specialised</i>								
Javna	14.061	6.070	7.991	25.978	4.110	-	-	227
<i>Public</i>								
KANTON 10	1.875	656	1.077	12.939	-	-	-	-
Vjerska	142	-	-	636	-	-	-	-
<i>Religious</i>								
Javna	1.733	656	1.077	12.303	-	-	-	-
<i>Public</i>								
Kupres	102	3	99	-	-	-	-	-
Javna	102	3	99	-	-	-	-	-
<i>Public</i>								
Livno	1.773	653	978	12.939	-	-	-	-
Vjerska	142	-	-	636	-	-	-	-
<i>Religious</i>								
Javna	1.631	653	978	12.303	-	-	-	-
<i>Public</i>								

7.3 OBRAĐENA KNJIŽNA GRAĐA U BIBLIOTEKAMA/KNJIŽNICAMA

ADMINISTRATED LIBRARY MATERIALS

VRSTA BIBLIOTEKA/KNJIŽNICA TYPE OF LIBRARIES	UKUPNO <i>Total</i>		Knige i brošure <i>Books and pamphlets</i>		Novine, časopisi i rukopisi <i>Newspapers, magazines and manuscripts</i>		Neknjžna građa <i>Other materials</i>
	Broj naslova	Broj svezaka, godišta	Broj naslova	Broj svezaka, godišta	Broj naslova	Broj svezaka, godišta	
	<i>Number of titles</i>	<i>Number of issues in year</i>	<i>Number of titles</i>	<i>Number of issues in year</i>	<i>Number of titles</i>	<i>Number of issues in year</i>	
FEDERACIJA BiH <i>FEDERATION B&H</i>	1.414.255	2.621.588	1.363.910	2.219.832	50.345	401.756	27.918
Nacionalna <i>National</i>	60.500	140.653	57.560	110.985	2.940	29.668	1.423
Univerzitetska <i>University</i>	24.010	15	24.000	-	10	15	-
Visokoškolskih ustanova <i>At institutions of higher education</i>	239.088	835.733	211.027	517.272	28.061	318.461	22.078
Centralna biblioteka akademije nauka i umjetnosti <i>Centraln library of academy of science and art</i>	33.750	14.952	33.750	-	-	14.952	-
Naučna <i>General scientific</i>	2.795	3.172	2.598	2.878	197	294	-
Vjerska <i>Religius</i>	950	31.181	-	31.181	950	-	-
Specijalna <i>Specialised</i>	141.954	282.656	129.676	270.905	12.278	11.751	566
Javna <i>Public</i>	911.208	1.313.226	905.299	1.286.611	5.909	26.615	3.851
UNSKO - SANSKI	94.715	134.757	92.610	133.442	2.105	1.315	1.286
Javna <i>Public</i>	94.715	134.757	92.610	133.442	2.105	1.315	1.286
Bihać	30.153	55.450	30.000	55.450	153	-	1.286
Javna <i>Public</i>	30.153	55.450	30.000	55.450	153	-	1.286
Bosanska Krupa	24.282	-	22.374	-	1.908	-	-
Javna <i>Public</i>	24.282	-	22.374	-	1.908	-	-
Bosanski Petrovac	7.342	20.246	7.342	20.246	-	-	-
Javna <i>Public</i>	7.342	20.246	7.342	20.246	-	-	-
Ključ	6.756	13.960	6.756	13.960	-	-	-
Javna <i>Public</i>	6.756	13.960	6.756	13.960	-	-	-
Cazin	11.139	18.101	11.138	18.100	1	1	-
Javna <i>Public</i>	11.139	18.101	11.138	18.100	1	1	-

nastavak *contiuene*

VRSTA BIBLIOTEKA/KNJIŽNICA TYPE OF LIBRARIES	UKUPNO <i>Total</i>		Knige i brošure <i>Books and pamphlets</i>		Novine, časopisi i rukopisi <i>Newspapers, magazines and manuscripts</i>		Neknjžna građa <i>Other materials</i>
	Broj naslova	Broj svezaka, godišta	Broj naslova	Broj svezaka, godišta	Broj naslova	Broj svezaka, godišta	
	<i>Number of titles</i>	<i>Number of issues in year</i>	<i>Number of titles</i>	<i>Number of issues in year</i>	<i>Number of titles</i>	<i>Number of issues in year</i>	
Sanski Most	15.043	27.000	15.000	25.686	43	1.314	-
Javna <i>Public</i>	15.043	27.000	15.000	25.686	43	1.314	-
KANTON POSAVSKI	6.236	15.747	5.811	15.747	425	-	-
Javna <i>Public</i>	6.236	15.747	5.811	15.747	425	-	-
Orašje	6.236	15.747	5.811	15.747	425	-	-
Javna <i>Public</i>	6.236	15.747	5.811	15.747	425	-	-
TUZLANSKI	183.387	178.669	180.921	174.485	2.466	4.184	158
Specijalna <i>Specialised</i>	7.766	-	7.673	-	93	-	-
Javna <i>Public</i>	175.621	178.669	173.248	174.485	2.373	4.184	158
Banovići	34.966	-	34.966	-	-	-	19
Javna <i>Public</i>	34.966	-	34.966	-	-	-	19
Čelić	6.000	8.000	6.000	8.000	-	-	-
Javna <i>Public</i>	6.000	8.000	6.000	8.000	-	-	-
Gračanica	51.615	51.805	51.610	51.610	5	195	-
Javna <i>Public</i>	51.615	51.805	51.610	51.610	5	195	-
Gradačac	773	918	751	884	22	34	75
Javna <i>Public</i>	773	918	751	884	22	34	75
Kalesija	6.100	12	4.300	-	1.800	12	-
Javna <i>Public</i>	6.100	12	4.300	-	1.800	12	-
Kladanj	270	-	255	-	15	-	6
Javna <i>Public</i>	270	-	255	-	15	-	6
Lukavac	20.530	42.800	20.100	39.040	430	3.760	6
Javna <i>Public</i>	20.530	42.800	20.100	39.040	430	3.760	6

VRSTA BIBLIOTEKA/KNJIŽNICA <i>TYPE OF LIBRARIES</i>	UKUPNO <i>Total</i>		Knige i brošure <i>Books and pamphlets</i>		Novine, časopisi i rukopisi <i>Newspapers, magazines and manuscripts</i>		Neknjižna građa <i>Other materials</i>
	Broj naslova	Broj svezaka, godišta	Broj naslova	Broj svezaka, godišta	Broj naslova	Broj svezaka, godišta	
	<i>Number of titles</i>	<i>Number of issues in year</i>	<i>Number of titles</i>	<i>Number of issues in year</i>	<i>Number of titles</i>	<i>Number of issues in year</i>	
Visoko	20.566	52.991	20.357	52.751	209	240	272
Javna <i>Public</i>	20.566	52.991	20.357	52.751	209	240	272
Zavidovići	28.372	43.728	28.371	43.723	1	5	-
Javna <i>Public</i>	28.372	43.728	28.371	43.723	1	5	-
Zenica	69.761	122.248	69.128	116.562	633	5.686	3.757
Visokoškolskih ustanova <i>At institutions of higher education</i>	17.003	28.211	16.762	26.089	241	2.122	2.882
Javna <i>Public</i>	52.758	94.037	52.366	90.473	392	3.564	875
Žepče	7.525	14.166	7.518	14.109	7	57	-
Javna <i>Public</i>	7.525	14.166	7.518	14.109	7	57	-
BOSANSKO-PODRINJSKI	-	30.021	-	30.021	-	-	150
Javna <i>Public</i>	-	30.021	-	30.021	-	-	150
Goražde	-	30.021	-	30.021	-	-	150
Javna <i>Public</i>	-	30.021	-	30.021	-	-	150
SREDNJOBOSANSKI	42.909	97.371	42.909	94.820	-	2.551	410
Javna <i>Public</i>	42.909	97.371	42.909	94.820	-	2.551	410
Bugojno	-	23.836	-	23.450	-	386	-
Javna <i>Public</i>	-	23.836	-	23.450	-	386	-
Busovača	7.200	9.000	7.200	9.000	-	-	-
Javna <i>Public</i>	7.200	9.000	7.200	9.000	-	-	-
Donji Vakuf	4.208	12.908	4.208	12.908	-	-	-
Javna <i>Public</i>	4.208	12.908	4.208	12.908	-	-	-
Novi Travnik	2.601	10.716	2.601	10.716	-	-	-
Javna <i>Public</i>	2.601	10.716	2.601	10.716	-	-	-

VRSTA BIBLIOTEKA/KNJIŽNICA <i>TYPE OF LIBRARIES</i>	UKUPNO <i>Total</i>		Knige i brošure <i>Books and pamphlets</i>		Novine, časopisi i rukopisi <i>Newspapers, magazines and manuscripts</i>		Neknjžna građa <i>Other materials</i>
	Broj naslova	Broj svezaka, godišta	Broj naslova	Broj svezaka, godišta	Broj naslova	Broj svezaka, godišta	
	<i>Number of titles</i>	<i>Number of issues in year</i>	<i>Number of titles</i>	<i>Number of issues in year</i>	<i>Number of titles</i>	<i>Number of issues in year</i>	
Travnik	25.400	40.911	25.400	38.746	-	2.165	410
Javna <i>Public</i>	25.400	40.911	25.400	38.746	-	2.165	410
Vitez	3.500	-	3.500	-	-	-	-
Javna <i>Public</i>	3.500	-	3.500	-	-	-	-
HERCEGOVAČKO- NERETVANSKI	176.202	175.597	175.989	161.963	213	13.634	-
Univerzitetska <i>University</i>	24.010	15	24.000	-	10	15	-
Javna <i>Public</i>	152.192	175.582	151.989	161.963	203	13.619	-
Čapljina	5.360	-	5.360	-	-	-	-
Javna <i>Public</i>	5.360	-	5.360	-	-	-	-
Prozor	5.182	9.216	5.179	9.213	3	3	-
Javna <i>Public</i>	5.182	9.216	5.179	9.213	3	3	-
Grad Mostar	165.660	166.381	165.450	152.750	210	13.631	-
Univerzitetska <i>University</i>	24.010	15	24.000	-	10	15	-
Javna <i>Public</i>	141.650	166.366	141.450	152.750	200	13.616	-
ZAPADNOHERCEGOVAČKI	47.310	63.270	47.310	63.270	-	-	1
Javna <i>Public</i>	47.310	63.270	47.310	63.270	-	-	1
Grude	-	19.926	-	19.926	-	-	-
Javna <i>Public</i>	-	19.926	-	19.926	-	-	-
Ljubuški	11.481	19.204	11.481	19.204	-	-	1
Javna <i>Public</i>	11.481	19.204	11.481	19.204	-	-	1
Psušje	10.628	24.140	10.628	24.140	-	-	-
Javna <i>Public</i>	10.628	24.140	10.628	24.140	-	-	-

nastavak *continue*

VRSTA BIBLIOTEKA/KNJIŽNICA <i>TYPE OF LIBRARIES</i>	UKUPNO <i>Total</i>		Knige i brošure <i>Books and pamphlets</i>		Novine, časopisi i rukopisi <i>Newspapers, magazines and manuscripts</i>		Neknjižna građa <i>Other materials</i>
	Broj naslova	Broj svezaka, godišta	Broj naslova	Broj svezaka, godišta	Broj naslova	Broj svezaka, godišta	
	<i>Number of titles</i>	<i>Number of issues in year</i>	<i>Number of titles</i>	<i>Number of issues in year</i>	<i>Number of titles</i>	<i>Number of issues in year</i>	
Široki Brijeg	25.201	-	25.201	-	-	-	-
Javna <i>Public</i>	25.201	-	25.201	-	-	-	-
KANTON SARAJEVO	617.416	1.469.779	574.258	1.096.508	43.158	373.271	21.710
Nacionalna <i>National</i>	60.500	140.653	57.560	110.985	2.940	29.668	1.423
Visokoškolskih ustanova <i>At institutions of higher education</i>	222.085	807.522	194.265	491.183	27.820	316.339	19.196
Naučna <i>General scientific</i>	2.795	3.172	2.598	2.878	197	294	-
Centralna biblioteka akademije nauka i umjetnosti <i>Central library of academy of science and art</i>	33.750	14.952	33.750	-	-	14.952	-
Specijalna <i>Specialised</i>	134.188	282.656	122.003	270.905	12.185	11.751	566
Javna <i>Public</i>	164.098	220.824	164.082	220.557	16	267	525
Centar	286.931	943.515	272.051	679.784	14.880	263.731	19.824
Visokoškolskih ustanova <i>At institutions of higher education</i>	80.236	565.943	76.609	303.803	3.627	262.140	19.141
Naučna <i>General scientific</i>	2.795	3.172	2.598	2.878	197	294	-
Specijalna <i>Specialised</i>	100.698	238.191	89.642	236.894	11.056	1.297	522
Javna <i>Public</i>	103.202	136.209	103.202	136.209	-	-	161
Hađići	-	6.411	-	6.411	-	-	-
Javna <i>Public</i>	-	6.411	-	6.411	-	-	-
Iliđža	-	5.380	-	5.380	-	-	-
Javna <i>Public</i>	-	5.380	-	5.380	-	-	-
Novi Grad	43.175	-	43.175	-	-	-	40
Javna <i>Public</i>	43.175	-	43.175	-	-	-	40

nastavak *continue*

VRSTA BIBLIOTEKA/KNJIŽNICA <i>TYPE OF LIBRARIES</i>	UKUPNO <i>Total</i>		Knige i brošure <i>Books and pamphlets</i>		Novine, časopisi i rukopisi <i>Newspapers, magazines and manuscripts</i>		Neknjižna građa <i>Other materials</i>
	Broj naslova	Broj svezaka, godišta	Broj naslova	Broj svezaka, godišta	Broj naslova	Broj svezaka, godišta	
	<i>Number of titles</i>	<i>Number of issues in year</i>	<i>Number of titles</i>	<i>Number of issues in year</i>	<i>Number of titles</i>	<i>Number of issues in year</i>	
Novo Sarajevo	146.541	301.466	132.791	239.755	13.750	61.711	1.495
Nacionalna	60.500	140.653	57.560	110.985	2.940	29.668	1.423
<i>National</i>							
Visokoškolskih ustanova	54.349	93.804	44.656	65.759	9.693	28.045	-
<i>At institutions of higher education</i>							
Specijalna	31.692	38.009	30.575	34.011	1.117	3.998	22
<i>Specialised</i>							
Javna	-	29.000	-	29.000	-	-	50
<i>Public</i>							
Stari Grad	140.768	213.006	126.240	165.178	14.528	47.828	351
Visokoškolskih ustanova	87.500	147.775	73.000	121.621	14.500	26.154	55
<i>At institutions of higher education</i>							
Centralna biblioteka akademije nauka i umjetnosti	33.749	14.951	33.749	-	-	14.951	-
<i>Centraln library of academy of science and art</i>							
Specijalna	1.798	6.456	1.786	-	12	6.456	22
<i>Specialised</i>							
Javna	17.721	43.824	17.705	43.557	16	267	274
<i>Public</i>							
KANTON 10	6.582	61.926	5.632	61.926	950	-	-
Vjerska	950	31.181	-	31.181	950	-	-
<i>Religius</i>							
Javna	5.632	30.745	5.632	30.745	-	-	-
<i>Public</i>							
Kupres	5.632	-	5.632	-	-	-	-
Javna	5.632	-	5.632	-	-	-	-
<i>Public</i>							
Livno	950	61.926	-	61.926	950	-	-
Vjerska	950	31.181	-	31.181	950	-	-
<i>Religius</i>							
Javna	-	30.745	-	30.745	-	-	-
<i>Public</i>							

7.4 PRINOVE KNJIŽNE GRAĐE U BIBLIOTEKAMA/KNJIŽNICAMA

NEW ACQUISITION LIBRARY TRUSSES OF LIBRARY

VRSTA BIBLIOTEKA/KNJIŽNICA <i>TYPE OF LIBRARIES</i>	Ukupno <i>Total</i>	Prinove knjižne građe <i>New acquisition library trusses</i>					neknjižna građa <i>other libra- ry materials</i>
		knjige i brošure <i>books and brochures</i>	novine (listovi) <i>newspa- pers</i>	časopisi <i>magazi- nes</i>	rukopisi <i>manus- cripts</i>		
FEDERACIJA BiH <i>FEDERATION B&H</i>	76.666	71.913	658	2.142	1.504	449	
Nacionalna <i>National</i>	4.382	3.852	110	370	50	-	
Univerzitetska <i>University</i>	1.608	1.608	-	-	-	-	
Visokoškolskih ustanova <i>At institutions of higher education</i>	9.283	7.145	59	697	1.307	75	
Centralna biblioteka akademije nauka i umjetnosti <i>Centraln library of academy of science and art</i>	874	658	-	216	-	-	
Naučna <i>General scientific</i>	7	7	-	-	-	-	
Vjerska <i>Religius</i>	940	848	-	92	-	-	
Specijalna <i>Specialised</i>	5.957	5.322	403	190	42	-	
Javna <i>Public</i>	53.615	52.473	86	577	105	374	
UNSKO - SANSKI	6.958	6.797	7	24	-	130	
Javna <i>Public</i>	6.958	6.797	7	24	-	130	
Bihać	2.401	2.246	4	21	-	130	
Javna <i>Public</i>	2.401	2.246	4	21	-	130	
Bosanska Krupa	1.580	1.577	2	1	-	-	
Javna <i>Public</i>	1.580	1.577	2	1	-	-	
Bosanski Petrovac	634	634	-	-	-	-	
Javna <i>Public</i>	634	634	-	-	-	-	
Ključ	330	330	-	-	-	-	
Javna <i>Public</i>	330	330	-	-	-	-	
Cazin	537	535	1	1	-	-	
Javna <i>Public</i>	537	535	1	1	-	-	
Sanski Most	1.476	1.475	-	1	-	-	
Javna <i>Public</i>	1.476	1.475	-	1	-	-	
KANTON POSAVSKI	808	756	-	52	-	-	
Javna <i>Public</i>	808	756	-	52	-	-	

nastavak *continue*

VRSTA BIBLIOTEKA/KNJIŽNICA <i>TYPE OF LIBRARIES</i>	Ukupno <i>Total</i>	Prinove knjižne građe <i>New acquisition library trusses</i>				
		knjige i brošure <i>books and brochures</i>	novine (listovi) <i>newspa- pers</i>	časopisi <i>magazi- nes</i>	rukopisi <i>manus- cripts</i>	neknjižna građa <i>other libra- ry materials</i>
Orašje	808	756	-	52	-	-
Javna <i>Public</i>	808	756	-	52	-	-
TUZLANSKI	9.262	9.019	27	203	-	13
Specijalna <i>Specialised</i>	219	201	5	13	-	-
Javna <i>Public</i>	9.043	8.818	22	190	-	13
Banovići	725	681	-	31	-	13
Javna <i>Public</i>	725	681	-	31	-	13
Čelić	-	-	-	-	-	-
Javna <i>Public</i>	-	-	-	-	-	-
Gračanica	1.335	1.335	-	-	-	-
Javna <i>Public</i>	1.335	1.335	-	-	-	-
Gradačac	887	881	1	5	-	-
Javna <i>Public</i>	887	881	1	5	-	-
Kalesija	196	170	4	22	-	-
Javna <i>Public</i>	196	170	4	22	-	-
Kladanj	275	270	-	5	-	-
Javna <i>Public</i>	275	270	-	5	-	-
Lukavac	455	450	-	5	-	-
Javna <i>Public</i>	455	450	-	5	-	-
Srebrenik	186	179	-	7	-	-
Javna <i>Public</i>	186	179	-	7	-	-
Tuzla	5.037	4.896	21	120	-	-
Specijalna <i>Specialised</i>	219	201	5	13	-	-
Javna <i>Public</i>	4.818	4.695	16	107	-	-
Živinice	166	157	1	8	-	-
Javna <i>Public</i>	166	157	1	8	-	-

VRSTA BIBLIOTEKA/KNJIŽNICA <i>TYPE OF LIBRARIES</i>	Ukupno <i>Total</i>	Prinove knjižne građe <i>New acquisition library trusses</i>				
		knjige i brošure <i>books and brochures</i>	novine (listovi) <i>newspa- pers</i>	časopisi <i>magazi- nes</i>	rukopisi <i>manus- cripts</i>	neknjižna građa <i>other libra- ry materials</i>
ZENIČKO - DOBOJSKI	15.640	15.000	42	280	105	213
Visokoškolskih ustanova <i>At institutions of higher education</i>	669	644	2	23	-	-
Javna <i>Public</i>	14.971	14.356	40	257	105	213
Breza	469	459	1	1	-	8
Javna <i>Public</i>	469	459	1	1	-	8
Kakanj	1.127	1.124	-	3	-	-
Javna <i>Public</i>	1.127	1.124	-	3	-	-
Maglaj	913	913	-	-	-	-
Javna <i>Public</i>	913	913	-	-	-	-
Olovo	1.598	1.399	-	141	-	58
Javna <i>Public</i>	1.598	1.399	-	141	-	58
Tešanj	661	656	3	2	-	-
Javna <i>Public</i>	661	656	3	2	-	-
Usora	1.021	901	2	3	101	14
Javna <i>Public</i>	1.021	901	2	3	101	14
Vareš	558	542	2	4	-	10
Javna <i>Public</i>	558	542	2	4	-	10
Visoko	2.310	2.173	9	6	-	122
Javna <i>Public</i>	2.310	2.173	9	6	-	122
Zavidovići	958	957	1	-	-	-
Javna <i>Public</i>	958	957	1	-	-	-
Zenica	5.144	5.002	22	117	2	1
Visokoškolskih ustanova <i>At institutions of higher education</i>	669	644	2	23	-	-
Javna <i>Public</i>	4.475	4.358	20	94	2	1
Žepče	881	874	2	3	2	-
Javna <i>Public</i>	881	874	2	3	2	-
BOSANSKO-PODRINJSKI	28	28	-	-	-	-
Javna <i>Public</i>	28	28	-	-	-	-

VRSTA BIBLIOTEKA/KNJIŽNICA <i>TYPE OF LIBRARIES</i>	Ukupno <i>Total</i>	Prinove knjižne građe <i>New acquisition library trusses</i>					neknjižna građa <i>other libra- ry materials</i>
		knjige i brošure <i>books and brochures</i>	novine (listovi) <i>newspa- pers</i>	časopisi <i>magazi- nes</i>	rukopisi <i>manus- cripts</i>		
Goražde	28	28	-	-	-	-	
Javna <i>Public</i>	28	28	-	-	-	-	
SREDNJOBOSANSKI	3.191	3.133	-	50	-	8	
Javna <i>Public</i>	3.191	3.133	-	50	-	8	
Bugojno	-	-	-	-	-	-	
Javna <i>Public</i>	-	-	-	-	-	-	
Busovača	538	530	-	-	-	8	
Javna <i>Public</i>	538	530	-	-	-	8	
Donji Vakuf	50	-	-	50	-	-	
Javna <i>Public</i>	50	-	-	50	-	-	
Novi Travnik	188	188	-	-	-	-	
Javna <i>Public</i>	188	188	-	-	-	-	
Travnik	1.765	1.765	-	-	-	-	
Javna <i>Public</i>	1.765	1.765	-	-	-	-	
Vitez	650	650	-	-	-	-	
Javna <i>Public</i>	650	650	-	-	-	-	
HERCEGOVAČKO- NERETVANSKI	5.998	5.980	17	1	-	-	
Univerzitetska <i>University</i>	1.608	1.608	-	-	-	-	
Javna <i>Public</i>	4.390	4.372	17	1	-	-	
Čapljina	450	450	-	-	-	-	
Javna <i>Public</i>	450	450	-	-	-	-	
Prozor	442	441	-	1	-	-	
Javna <i>Public</i>	442	441	-	1	-	-	
Grad Mostar	5.106	5.089	17	-	-	-	
Univerzitetska <i>University</i>	1.608	1.608	-	-	-	-	
Javna <i>Public</i>	3.498	3.481	17	-	-	-	
ZAPADNOHERCEGOVAČKI	1.125	1.125	-	-	-	-	
Javna <i>Public</i>	1.125	1.125	-	-	-	-	

nastavak *continue*

VRSTA BIBLIOTEKA/KNJIŽNICA <i>TYPE OF LIBRARIES</i>	Ukupno <i>Total</i>	Prinove knjižne građe <i>New acquisition library trusses</i>				
		knjige i brošure <i>books and brochures</i>	novine (listovi) <i>newspa- pers</i>	časopisi <i>magazi- nes</i>	rukopisi <i>manus- cripts</i>	neknjižna građa <i>other libra- ry materials</i>
Grude	367	367	-	-	-	-
Javna <i>Public</i>	367	367	-	-	-	-
Ljubuški	270	270	-	-	-	-
Javna <i>Public</i>	270	270	-	-	-	-
Psušje	238	238	-	-	-	-
Javna <i>Public</i>	238	238	-	-	-	-
Široki Brijeg	250	250	-	-	-	-
Javna <i>Public</i>	250	250	-	-	-	-
KANTON SARAJEVO	31.728	28.239	565	1.440	1.399	85
Nacionalna <i>National</i>	4.382	3.852	110	370	50	-
Visokoškolskih ustanova <i>At institutions of higher education</i>	8.614	6.501	57	674	1.307	75
Naučna <i>General scientific</i>	7	7	-	-	-	-
Centralna biblioteka akademije nauka i umjetnosti <i>Centraln library of academy of science and art</i>	874	658	-	216	-	-
Specijalna <i>Specialised</i>	5.738	5.121	398	177	42	-
Javna <i>Public</i>	12.113	12.100	-	3	-	10
Centar	12.003	11.235	431	275	42	20
Visokoškolskih ustanova <i>At institutions of higher education</i>	3.403	3.170	35	178	-	20
Naučna <i>General scientific</i>	7	7	-	-	-	-
Specijalna <i>Specialised</i>	4.575	4.040	396	97	42	-
Javna <i>Public</i>	4.018	4.018	-	-	-	-
Hadžići	505	505	-	-	-	-
Javna <i>Public</i>	505	505	-	-	-	-
Iliđža	883	883	-	-	-	-
Javna <i>Public</i>	883	883	-	-	-	-

VRSTA BIBLIOTEKA/KNJIŽNICA <i>TYPE OF LIBRARIES</i>	Ukupno <i>Total</i>	Prinove knjižne građe <i>New acquisition library trusses</i>				
		knjige i brošure <i>books and brochures</i>	novine (listovi) <i>newspapers</i>	časopisi <i>magazines</i>	rukopisi <i>manuscripts</i>	neknjižna građa <i>other library materials</i>
Novi Grad	2.632	2.632	-	-	-	-
Javna <i>Public</i>	2.632	2.632	-	-	-	-
Novo Sarajevo	10.611	8.812	132	797	870	-
Nacionalna <i>National</i>	4.382	3.852	110	370	50	-
Visokoškolskih ustanova <i>At institutions of higher education</i>	2.963	1.768	20	355	820	-
Specijalna <i>Specialised</i>	1.067	993	2	72	-	-
Javna <i>Public</i>	2.199	2.199	-	-	-	-
Stari Grad	5.094	4.172	2	368	487	65
Visokoškolskih ustanova <i>At institutions of higher education</i>	2.248	1.563	2	141	487	55
Centralna biblioteka akademije nauka i umjetnosti <i>Centraln library of academy of science and art</i>	874	658	-	216	-	-
Specijalna <i>Specialised</i>	96	88	-	8	-	-
Javna <i>Public</i>	1.876	1.863	-	3	-	10
KANTON 10	1.928	1.836	-	92	-	-
Vjerska <i>Religious</i>	940	848	-	92	-	-
Javna <i>Public</i>	988	988	-	-	-	-
Kupres	601	601	-	-	-	-
Javna <i>Public</i>	601	601	-	-	-	-
Livno	1.327	1.235	-	92	-	-
Vjerska <i>Religious</i>	940	848	-	92	-	-
Javna <i>Public</i>	387	387	-	-	-	-

7.5 ZAPOSLENI U BIBLIOTEKAMA/KNJIŽNICAMA
EMPLOYEES OF LIBRARY

VRSTA BIBLIOTEKA/KNJIŽNICA TYPE OF LIBRARIES	Ukupno zaposlenih Total employees		Stručno osoblje Professional staff					bibliote- karski manipu- lanti librarians (skilled hig- li skilled)	ostali other
	svega all	žene female	svega all	savje- tnici advisers	bibliote- kari librarians university degree	viši knjižničari librarians (non university coll- ege degree)	knjižničari librarians (secondary sc- hool education)		
FEDERACIJA BiH <i>FEDERATION B&H</i>	454	352	311	9	152	40	110	17	126
Nacionalna <i>National</i>	70	47	28	2	15	5	6	5	37
Univerzitetska <i>University</i>	5	5	3	-	3	-	-	1	1
Visokoškolskih ustanova <i>At institutions of higher education</i>	55	49	50	1	27	1	21	4	1
Centralna biblioteka akademije nauka i umjetnosti <i>Centraln library of academy of science and art</i>	3	2	2	-	2	-	-	1	-
Naučna <i>General scientific</i>	1	1	1	-	-	-	1	-	-
Vjerska <i>Religious</i>	2	1	2	-	1	-	1	-	-
Specijalna <i>Specialised</i>	45	30	27	3	22	2	-	2	16
Javna <i>Public</i>	273	217	198	3	82	32	81	4	71
UNSKO - SANSKI	29	20	21	1	6	3	11	-	8
Javna <i>Public</i>	29	20	21	1	6	3	11	-	8
Bihać	12	8	8	-	3	2	3	-	4
Javna <i>Public</i>	12	8	8	-	3	2	3	-	4
Bosanska Krupa	5	4	4	1	1	-	2	-	1
Javna <i>Public</i>	5	4	4	1	1	-	2	-	1
Bosanski Petrovac	4	3	3	-	-	1	2	-	1
Javna <i>Public</i>	4	3	3	-	-	1	2	-	1
Ključ	1	-	1	-	-	-	1	-	-
Javna <i>Public</i>	1	-	1	-	-	-	1	-	-
Cazin	2	2	2	-	1	-	1	-	-
Javna <i>Public</i>	2	2	2	-	1	-	1	-	-
Sanski Most	5	3	3	-	1	-	2	-	2
Javna <i>Public</i>	5	3	3	-	1	-	2	-	2
KANTON POSAVSKI	1	1	1	-	-	-	1	-	-
Javna <i>Public</i>	1	1	1	-	-	-	1	-	-
Orašje	1	1	1	-	-	-	1	-	-
Javna <i>Public</i>	1	1	1	-	-	-	1	-	-

nastavak *continue*

VRSTA BIBLIOTEKA/KNJIŽNICA TYPE OF LIBRARIES	Ukupno zaposlenih Total employees		Stručno osoblje Professional staff					bibliote- karski manipu- lanti librarians (skilled hig- li skilled)	ostali other
	svoga all	žene female	svoga all	savje- tnici advisers	bibliote- kari librarians university degree	viši knjižničari librarians (non university coll- ege degree)	knjižničari librarians (secondary sc- hool education)		
TUZLANSKI	76	59	49	-	28	7	14	-	27
Specijalna <i>Specialised</i>	3	3	1	-	1	-	-	-	2
Javna <i>Public</i>	73	56	48	-	27	7	14	-	25
Banovići	8	7	5	-	2	-	3	-	3
Javna <i>Public</i>	8	7	5	-	2	-	3	-	3
Čelić	2	1	2	-	2	-	-	-	-
Javna <i>Public</i>	2	1	2	-	2	-	-	-	-
Gračanica	3	1	2	-	1	1	-	-	1
Javna <i>Public</i>	3	1	2	-	1	1	-	-	1
Gradačac	5	3	5	-	2	-	3	-	-
Javna <i>Public</i>	5	3	5	-	2	-	3	-	-
Kalesija	5	3	2	-	1	-	1	-	3
Javna <i>Public</i>	5	3	2	-	1	-	1	-	3
Kladanj	2	1	2	-	1	-	1	-	-
Javna <i>Public</i>	2	1	2	-	1	-	1	-	-
Lukavac	5	5	2	-	-	-	2	-	3
Javna <i>Public</i>	5	5	2	-	-	-	2	-	3
Srebrenik	3	3	3	-	1	1	1	-	-
Javna <i>Public</i>	3	3	3	-	1	1	1	-	-
Tuzla	41	33	24	-	17	4	3	-	17
Specijalna <i>Specialised</i>	3	3	1	-	1	-	-	-	2
Javna <i>Public</i>	38	30	23	-	16	4	3	-	15
Živinice	2	2	2	-	1	1	-	-	-
Javna <i>Public</i>	2	2	2	-	1	1	-	-	-
ZENIČKO - DOBOJSKI	77	65	60	1	19	8	32	-	17
Visokoškolskih ustanova <i>At institutions of higher education</i>	6	6	6	-	-	-	6	-	-
Javna <i>Public</i>	71	59	54	1	19	8	26	-	17

nastavak *contiune*

VRSTA BIBLIOTEKA/KNJIŽNICA TYPE OF LIBRARIES	Ukupno zaposlenih Total employees		Stručno osoblje Professional staff					bibliotekarski manipulant librarians (skilled highly skilled)	ostali other
	svoga all	žene female	savjetnici advisers	bibliotekari librarians university degree	viši knjižničari librarians (non university college degree)	knjižničari librarians (secondary school education)			
							svoga all		
Breza	4	3	3	-	2	-	1	-	1
Javna <i>Public</i>	4	4	3	-	2	-	1	-	1
Kakanj	7	5	5	-	1	1	3	-	2
Javna <i>Public</i>	7	5	5	-	1	1	3	-	2
Maglaj	7	6	5	-	1	2	2	-	2
Javna <i>Public</i>	7	6	5	-	1	2	2	-	2
Olovo	2	1	2	-	2	-	-	-	-
Javna <i>Public</i>	2	1	2	-	2	-	-	-	-
Tešanj	6	5	5	-	1	2	2	-	1
Javna <i>Public</i>	6	5	5	-	1	2	2	-	1
Usora	3	3	2	-	1	-	1	-	1
Javna <i>Public</i>	3	3	2	-	1	-	1	-	1
Vareš	5	4	4	-	2	-	2	-	1
Javna <i>Public</i>	5	4	4	-	2	-	2	-	1
Visoko	8	8	7	-	5	1	1	-	1
Javna <i>Public</i>	8	8	7	-	5	1	1	-	1
Zavidovići	8	7	7	-	3	-	4	-	1
Javna <i>Public</i>	8	7	7	-	3	-	4	-	1
Zenica	23	18	17	1	1	1	14	-	6
Visokoškolskih ustanova <i>At institutions of higher education</i>	6	6	6	-	-	-	6	-	-
Javna <i>Public</i>	17	12	11	1	1	1	8	-	6
Žepče	4	4	3	-	-	1	2	-	1
Javna <i>Public</i>	4	4	3	-	-	1	2	-	1
BOSANSKO-PODRINJSKI	2	2	2	-	-	-	2	-	-
Javna <i>Public</i>	2	2	2	-	-	-	2	-	-
Goražde	2	2	2	-	-	-	2	-	-
Javna <i>Public</i>	2	2	2	-	-	-	2	-	-
SREDNJOBOSANSKI	13	9	9	-	2	2	5	1	3
Javna <i>Public</i>	13	9	9	-	2	2	5	1	3

nastavak *contiune*

VRSTA BIBLIOTEKA/KNJIŽNICA TYPE OF LIBRARIES	Ukupno zaposlenih Total employees		Stručno osoblje Professional staff					bibliotekarski manipulant librarians (skilled highly skilled)	ostali other
	svoga all	žene female	svoga all	savjetnici advisers	bibliotekari librarians university degree	viši knjižničari librarians (non university college degree)	knjižničari librarians (secondary school education)		
Bugojno	1	1	1	-	-	-	1	-	-
Javna	1	1	1	-	-	-	1	-	-
<i>Public</i>									
Busovača	2	2	2	-	1	-	1	-	-
Javna	2	2	2	-	1	-	1	-	-
<i>Public</i>									
Donji Vakuf	2	1	1	-	1	-	-	-	1
Javna	2	1	1	-	1	-	-	-	1
<i>Public</i>									
Novi Travnik	1	-	1	-	-	1	-	-	-
Javna	1	-	1	-	-	1	-	-	-
<i>Public</i>									
Travnik	4	2	2	-	-	1	1	1	1
Javna	4	2	2	-	-	1	1	1	1
<i>Public</i>									
Vitez	3	3	2	-	-	-	2	-	1
Javna	3	3	2	-	-	-	2	-	1
<i>Public</i>									
HERCEG.- NERETVANSKI	25	20	18	-	10	4	4	1	6
Univerzitetska	5	5	3	-	3	-	-	1	1
<i>University</i>									
Javna	20	15	15	-	7	4	4	-	5
<i>Public</i>									
Čapljina	3	1	2	-	-	-	2	-	1
Javna	3	1	2	-	-	-	2	-	1
<i>Public</i>									
Prozor	2	1	1	-	-	-	1	-	1
Javna	2	1	1	-	-	-	1	-	1
<i>Public</i>									
Grad Mostar	20	18	15	-	10	4	1	1	4
Univerzitetska	5	5	3	-	3	-	-	1	1
<i>University</i>									
Javna	15	13	12	-	7	4	1	-	3
<i>Public</i>									
ZAPADNOHERCEGOVAČKI	13	10	7	-	-	2	5	2	4
Javna	13	10	7	-	-	2	5	2	4
<i>Public</i>									
Grude	2	2	2	-	-	-	2	-	-
Javna	2	2	2	-	-	-	2	-	-
<i>Public</i>									
Ljubuški	5	4	1	-	-	-	1	2	2
Javna	5	4	1	-	-	-	1	2	2
<i>Public</i>									

nastavak *continue*

VRSTA BIBLIOTEKA/KNJIŽNICA TYPE OF LIBRARIES	Ukupno zaposlenih Total employees		Stručno osoblje Professional staff					bibliote- karski manipu- lanti librarians (skilled hig- li skilled)	ostali other
	svoga all	žene female	svoga all	savje- tnici advisers	bibliote- kari librarians university degree	viši knjižničari librarians (non university coll- ege degree)	knjižničari librarians (secondary sc- hool education)		
Psušje	3	2	2	-	-	2	-	-	1
Javna <i>Public</i>	3	2	2	-	-	2	-	-	1
Široki Brijeg	3	2	2	-	-	-	2	-	1
Javna <i>Public</i>	3	2	2	-	-	-	2	-	1
KANTON SARAJEVO	210	161	138	7	85	12	34	13	59
Nacionalna <i>National</i>	70	47	28	2	15	5	6	5	37
Visokoškolskih ustanova <i>At institutions of higher education</i>	49	43	44	1	27	1	15	4	1
Naučna <i>General scientific</i>	1	1	1	-	-	-	1	-	-
Centralna biblioteka akademije nauka i umjetnosti <i>Centraln library of academy of science and art</i>	3	2	2	-	2	-	-	1	-
Specijalna <i>Specialised</i>	42	27	26	3	21	2	-	2	14
Javna <i>Public</i>	45	41	37	1	20	4	12	1	7
Centar	81	62	63	2	40	5	16	6	12
Visokoškolskih ustanova <i>At institutions of higher education</i>	32	28	29	-	16	1	12	3	-
Naučna <i>General scientific</i>	1	1	1	-	-	-	1	-	-
Specijalna <i>Specialised</i>	33	18	19	2	15	2	-	2	12
Javna <i>Public</i>	15	15	14	-	9	2	3	1	-
Hađžići	1	1	1	-	1	-	-	-	-
Javna <i>Public</i>	1	1	1	-	1	-	-	-	-
Ilidža	2	1	2	-	1	-	1	-	-
Javna <i>Public</i>	2	1	2	-	1	-	1	-	-
Novi Grad	6	6	6	-	3	-	3	-	-
Javna <i>Public</i>	6	6	6	-	3	-	3	-	-
Novo Sarajevo	92	67	47	2	30	5	10	5	40
Nacionalna <i>National</i>	70	47	28	2	15	5	6	5	37
Visokoškolskih ustanova <i>At institutions of higher education</i>	10	8	9	-	8	-	1	-	1
Specijalna <i>Specialised</i>	7	7	5	-	5	-	-	-	2
Javna <i>Public</i>	5	5	5	-	2	-	3	-	-

nastavak *continue*

VRSTA BIBLIOTEKA/KNJIŽNICA TYPE OF LIBRARIES	Ukupno zaposlenih Total employees		Stručno osoblje Professional staff					bibliote- karski manipu- lanti librarians (skilled high skilled)	ostali other
			svega all	savje- tnici advisers	bibliote- kari librarians university degree	viši knjižničari librarians (non university coll- ege degree)	knjižničari librarians (secondary sc- hool education)		
	žene female								
Stari Grad	28	24	19	3	10	2	4	2	7
Visokoškolskih ustanova <i>At institutions of higher education</i>	7	7	6	1	3	-	2	1	-
Centralna biblioteka akademije nauka i umjetnosti <i>Centraln library of academy of science and art</i>	3	2	2	-	2	-	-	1	-
Specijalna <i>Specialised</i>	2	2	2	1	1	-	-	-	-
Javna <i>Public</i>	16	13	9	1	4	2	2	-	7
KANTON 10	8	5	6	-	2	2	2	-	2
Vjerska <i>Religious</i>	2	1	2	-	1	-	1	-	-
Javna <i>Public</i>	6	4	4	-	1	2	1	-	2
Kupres	3	2	1	-	-	-	1	-	2
Javna <i>Public</i>	3	2	1	-	-	-	1	-	2
Livno	5	3	5	-	2	2	1	-	-
Vjerska <i>Religious</i>	2	1	2	-	1	-	1	-	-
Javna <i>Public</i>	3	2	3	-	1	2	-	-	-

8. SPORTSKE ORGANIZACIJE U FEDERACIJI BiH, 2011.
SPORTS ASSOCIATIONS IN FEDERATION BiH, 2011.

8.1. SPORTSKE ORGANIZACIJE PREMA VRSTI , AKTIVNIM ČLANOVIMA I ZAPOSLENIM
SPORTS ASSOCIATIONS BY TYPE, ACTIVE MEMBERS AND EMPLOYEES

Sportska grana	Broj sportskih organizacija <i>The number of sports organization</i>	Ukupan broj članova <i>The total number of members</i>		Zaposleni koji se bave stručnim radom u sportu <i>Employees who are engaged professional work in sport</i>				Dužnosnici <i>Officials</i>		Sports branch
				ukupno <i>Total</i>		od ukupnog: kvalificirani <i>the total: qualified</i>				
		svega <i>all</i>	žene <i>female</i>	svega <i>all</i>	žene <i>female</i>	svega <i>all</i>	žene <i>female</i>	svega <i>all</i>	žene <i>female</i>	
FEDERACIJA BIH	482	54701	9919	2796	278	2029	242	2174	183	FEDERATION OF B&H
Atletika	12	3352	803	145	26	106	23	141	27	Atletics
Auto-moto-karting	6	121	2	16	-	16	-	11	-	Auto-moto-carting
Biciklizam	10	183	11	40	5	15	4	18	1	Cycling
Body building	5	177	42	7	3	6	1	4	2	Body building
Boćanje	5	131	-	14	-	6	-	4	-	Bowling
Boks	6	252	23	19	-	18	-	26	-	Boxing
Dizanje tegova	2	57	11	5	1	4	1	11	1	Weight-lifting
Gimnastika	9	539	359	25	16	18	13	31	16	Gymnastics
Golf	1	67	20	2	-	2	-	-	-	Golf
Hrvanje	1	30	-	2	-	2	-	-	-	Wrestling
Judo	7	443	99	32	8	22	5	22	5	Judo
Kajak-kanu	5	178	14	10	1	8	1	13	1	Kayak-canoe
Karate	47	8109	2561	302	64	276	62	141	21	Karate
Kick box	16	984	248	138	29	132	29	27	4	Kick box
Konjički sport	5	154	36	24	3	22	3	26	3	Horse-riding
Košarka	31	2841	561	145	17	100	17	63	8	Basketball
Kuglanje	8	321	56	15	-	14	-	13	6	Bowling
Kung fu	1	15	4	1	-	1	-	-	-	Kung fu
Nogomet	101	14071	101	1024	12	686	8	770	4	Football
Odbojka	24	1558	1141	75	16	67	14	103	12	Volleyball
Planinarstvo	10	4978	1902	79	10	24	8	40	4	Mountaineering
Plivanje	9	613	209	31	13	20	10	43	13	Swimming
Ragbi	1	115	-	6	-	5	-	6	-	Rugby
Rukomet	30	2190	767	161	25	103	22	188	35	Handball
Sjedeća odbojka	13	280	-	33	1	26	1	48	1	Sitting volleyball
Skijanje	5	305	65	16	-	12	-	2	-	Skiing
Stolni tenis	12	528	101	39	5	19	2	39	4	Table-tennis
Streljaštvo	11	1627	141	42	2	31	2	35	3	Shooting
Sportski ribolov	46	8677	178	225	11	166	11	272	9	Sports fishing
Tavla	2	34	-	1	-	1	-	-	-	Tavla
Taekwondo	15	565	142	39	1	32	-	13	-	Taekwondo
Tenis	16	910	300	46	7	36	5	30	2	Tennis
Vaterpolo	1	60	-	-	-	-	-	3	-	Water polo
Veslanje	1	26	4	10	1	8	-	-	-	Rowing
Zrakoplovstvo	8	210	18	27	1	25	-	31	1	Sports aviation

8.2. SPORTSKE ORGANIZACIJE PREMA
SPORTS ASSOCIATIONS BY

Sportska grana	Aktivni članovi po društveno-ekonomskim grupama <i>Active members of the socio-economic groups</i>									
	zaposleni <i>Employees</i>		poljoprivrednici (individualni) <i>Farmers (individual)</i>		učenici <i>Pupils</i>		studenti <i>Students</i>		ostali <i>Other</i>	
	svega <i>all</i>	žene <i>female</i>	svega <i>all</i>	žene <i>female</i>	svega <i>all</i>	žene <i>female</i>	svega <i>all</i>	žene <i>female</i>	svega <i>all</i>	žene <i>female</i>
FEDERACIJA BiH	6512	666	956	32	28858	6305	4916	1050	13459	1866
Atletika	334	176	101	10	2514	393	275	189	128	35
Auto-moto-karting	35	2	1	-	3	-	12	-	70	-
Biciklizam	54	3	19	-	56	-	35	7	19	1
Body building	40	22	-	-	49	-	26	10	62	10
Boćanje	29	-	14	-	19	-	22	-	47	-
Boks	9	-	2	-	197	17	23	1	21	5
Dizanje tegova	4	-	-	-	35	7	8	3	10	1
Gimnastika	11	8	4	4	437	313	46	30	41	4
Golf	60	17	-	-	4	-	3	3	-	-
Hrvanje	-	-	-	-	20	-	10	-	-	-
Judo	-	-	4	-	358	97	15	2	66	-
Kajak-kanu	8	-	5	-	125	7	20	1	20	6
Karate	262	63	4	-	6288	2079	1453	404	102	15
Kick box	53	15	10	3	656	165	150	39	115	26
Konjički sport	45	-	26	1	25	18	15	10	43	7
Košarka	76	4	-	-	2328	508	257	32	180	17
Kuglanje	118	12	6	-	102	27	42	15	53	2
Kung fu	-	-	-	-	10	4	5	-	-	-
Nogomet	1658	12	134	-	9056	81	1157	1	2066	7
Odbojka	17	6	1	-	1419	1099	62	31	59	5
Planinarstvo	369	153	28	11	146	36	263	107	4172	1595
Plivanje	107	36	-	-	377	134	43	8	86	31
Ragbi	1	-	1	-	60	-	23	-	30	-
Rukomet	108	16	9	1	1751	658	177	81	145	11
Sjedeća odbojka	78	-	4	-	16	-	17	-	165	-
Skijanje	32	3	-	-	217	55	18	6	38	1
Stolni tenis	85	7	-	-	390	87	24	7	29	-
Streljaštvo	635	26	312		432	82	99	23	149	10
Sportski ribolov	2034	28	259	1	694	81	453	9	5237	59
Tavla	23	-	-	-	-	-	-	-	11	-
Taekwondo	8	-	4	1	463	133	55	5	35	3
Tenis	158	49	-	-	522	219	60	22	170	10
Vaterpolo	-	-	-	-	43	-	17	-	-	-
Veslanje	6	-	3	-	4	-	7	4	6	-
Zrakoplovstvo	55	8	5	-	42	5	24	-	84	5

VRSTI I AKTIVNIM ČLANOVIMA
TYPE AND MEMBERS

Aktivni članovi prema uzrastu Active members under age										Sports branch
do 14 godina less than 14		15-19 godina 15-19 years		20-27 godina 20-27 years		28-34 godine 28-34 years		stariji od 34 godine 34+		
svega all	žene female	svega all	žene female	svega all	žene female	svega all	žene female	svega all	žene female	
18448	4453	10979	2229	8349	1183	6071	874	10854	1180	FEDERATION OF B&H
697	384	1026	222	1041	137	387	38	201	22	Athletics
2	-	4	-	26	-	66	2	23	-	Auto-moto-carting
31	-	32	2	49	5	44	3	27	1	Cycling
12	-	33	-	59	12	40	12	33	18	Body building
7	-	16	-	30	-	27	-	51	-	Bowling
81	2	94	15	42	6	17	-	18	-	Boxing
25	5	17	3	4	2	5	1	6	-	Weight-lifting
338	225	129	96	54	25	12	8	6	5	Gymnastics
4	-	3	-	6	4	18	8	36	8	Golf
8	-	12	-	10	-	-	-	-	-	Wrestling
296	78	77	16	27	4	12	1	31		Judo
59	6	64	1	26	4	7		22	3	Kayak-canoe
4732	1521	2024	628	826	246	348	111	179	55	Karate
352	113	364	73	168	55	72	6	28	1	Kick box
21	15	15	3	25	6	15	3	78	9	Horse-riding
1736	293	809	245	167	15	70	7	59	1	Basketball
19	5	85	12	84	11	39	18	94	10	Bowling
7	2	8	2	-	-	-	-	-	-	Kung fu
5538	49	3615	27	2830	7	1362	5	726	13	Football
763	767	622	321	112	48	21	1	40	4	Volleyball
164	22	114	22	1096	405	1386	558	2218	895	Mountaineering
316	127	108	38	60	5	48	20	81	19	Swimming
28	-	25	-	30	-	28	-	4	-	Rugby
1055	360	710	286	252	104	73	9	100	8	Handball
2	-	16	-	29	-	77	-	156	-	Sitting volleyball
215	46	11	7	10	6	13	2	56	4	Skiing
232	47	155	42	42	7	30	2	69	3	Table-tennis
301	59	182	33	296	18	452	9	396	22	Shooting
548	57	291	29	737	18	1309	25	5792	49	Sports fishing
-	-	6	-	11	-	8	-	9	-	Tavla
380	100	104	30	57	10	10	2	14	-	Taekwondo
412	165	168	76	74	19	30	14	226	26	Tennis
36	-	7	-	17	-	-	-	-	-	Water polo
-	-	4	-	7	4	9	-	6	-	Rowing
31	5	29	-	45	-	36	9	69	4	Sports aviation

9. ŠAHOVSKE ORGANIZACIJE U FEDERACIJI BiH, 2011.
CHESS ASSOCIATIONS IN FEDERATION BiH, 2011.

9.1 ŠAHOVSKE ORGANIZACIJE PREMA VRSTI , AKTIVNIM ČLANOVIMA I ZAPOSLENIM
SCHSS ASSOCIATIONS BY TYPE, ACTIVE MEMBERS AND EMPLOYEES

KANTONI CANTONS	Broj šahovskih organizacija <i>The number of chess organization</i>	Ukupan broj članova <i>The total number of members</i>		Instruktori i organizatori <i>Instructors and organizers</i>				Dužnosnici <i>Officials</i>	
				ukupno <i>Total</i>		od ukupnog: kvalificirani <i>the total: qualified</i>			
				svega <i>all</i>	žene <i>female</i>	svega <i>all</i>	žene <i>female</i>		
FEDERACIJA BiH <i>FEDERATION B&H</i>	45	2584	328	190	10	163	8	147	2
UNSKO - SANSKI	5	217	31	16	2	14	1	16	1
TUZLANSKI	8	208	15	26	1	24	1	18	-
ZENIČKO - DOBOJSKI	5	580	94	29	-	21	-	28	-
BOSANSKO-PODRINJSKI	2	122	4	19	-	13	-	19	-
SREDNJOBOSANSKI	10	498	52	19	3	19	3	19	1
HERCEGOVAČKO - NERETVANSKI	6	401	71	33	2	32	1	11	-
KANTON SARAJEVO	6	373	46	40	-	32	-	36	-
KANTON 10	3	185	15	8	2	8	2	-	-

9.2 AKTIVNI ČLANOVI PO ŠAHOVSKIM ZVANJIMA I KATEGORIJAMA
ACTIVE MEMBERS OF THE CHESS TITLES AND CATEGORIES

KANTONI CANTONS	Ukupno članova <i>Total members</i>	od toga: žena <i>of which: female</i>	ŠAHOVSKA ZVANJA I KATEGORIJE <i>CHESS TITLES AND CATEGORIES</i>									
			Velema- jstori <i>Grand- masters</i>	Među- narodni majstori <i>Interna- tional masters</i>	FIDE majstori <i>FIDE masters</i>	Majstori <i>Masters</i>	Majsto- rski ka- ndidati <i>Masterly candi- dates</i>	I. kate- gorije <i>I. cate- gory</i>	II. kate- gorije <i>II. cate- gory</i>	III. kate- gorije <i>III. cate- gory</i>	VI. kate- gorije <i>VI. cate- gory</i>	Izvan kate- gorije <i>outside the ca- tegory</i>
FEDERACIJA BIH <i>FEDERATION B&H</i>	2584	328	45	40	66	30	567	298	235	197	279	827
UNSKO - SANSKI	217	31	3	4	2	2	22	25	22	22	30	85
TUZLANSKI	208	15	3	4	12	-	82	43	24	11	21	8
ZENIČKO - DOBOJSKI	580	94	2	2	10	-	217	70	87	87	39	66
BOSANSKO-PODRINJSKI	122	4	1	1	2	-	15	9	8	7	13	66
SREDNJOBOSANSKI	498	52	-	1	2	6	54	61	46	26	98	204
HERCEGOVAČKO - NERETVANSKI	401	71	1	14	18	6	72	26	33	25	52	154
KANTON SARAJEVO	373	46	34	12	18	15	94	58	13	17	21	91
KANTON 10	185	15	1	2	2	1	11	6	2	2	5	153

9.3 ČLANOVI ŠAHOVSKIH ORGANIZACIJA PREMA
MEMBERS OF THE ASSOCIATIONS OF CHESS

KANTONI CANTONS	Ukupno Total		ČLANOVI PREMA UZRASTU MEMBERS BY AGE									
			do 14 godina to 14 years		15-19		20-27		28-34		stariji od 34 godine 34 +	
	svoga all	žene female	svoga all	žene female	svoga all	žene female	svoga all	žene female	svoga all	žene female	svoga all	žene female
FEDERACIJA BIH <i>FEDERATION B&H</i>	2584	328	586	119	379	75	308	38	369	42	942	54
UNSKO - SANSKI	217	31	69	20	38	6	25	2	22	2	63	1
TUZLANSKI	208	15	33	4	29	2	34	3	26	3	86	3
ZENIČKO - DOBOJSKI	580	94	124	25	103	25	71	15	113	16	169	13
BOSANSKO-PODRINJSKI	122	4	29	1	18	1	19	-	16	-	40	2
SREDNJOBOSANSKI	498	52	138	31	83	6	41	2	76	10	160	3
HERCEGOVAČKO - NERETVANSKI	401	71	90	22	60	31	47	7	65	3	139	8
KANTON SARAJEVO	373	46	47	11	35	2	58	9	36	7	197	17
KANTON 10	185	15	56	5	13	2	13	-	15	1	88	7

UZRASTU I DRUŠTVENO - EKONOMSKIM GRUPAMA
 ACCORDING TO AGE AND SOCIO-ECONOMIC GROUPS

ČLANOVI PO DRUŠTVENO - EKONOMSKIM GRUPAMA MEMBERS ON SOCIO-ECONOMIC GROUPS									
Zaposleni <i>Employees</i>		Poljoprivrednici <i>Farmers</i>		Učenci <i>Pupils</i>		Studenti <i>Students</i>		Ostali <i>Other</i>	
<i>svega</i> <i>all</i>	<i>žene</i> <i>female</i>	<i>svega</i> <i>all</i>	<i>žene</i> <i>female</i>	<i>svega</i> <i>all</i>	<i>žene</i> <i>female</i>	<i>svega</i> <i>all</i>	<i>žene</i> <i>female</i>	<i>svega</i> <i>all</i>	<i>žene</i> <i>female</i>
809	107	36	2	800	131	234	36	705	52
55	4	10	-	95	22	12	3	45	2
104	6	-	-	41	5	26	3	37	1
182	32	-	-	214	38	74	17	110	7
43	2	2	-	41	2	4	-	32	-
130	5	3	-	213	36	34	-	118	11
131	33	5	-	50	9	48	12	167	17
119	21	2	-	75	13	27	1	150	11
45	4	14	2	71	6	9	-	46	3

10. ČLANOVI LOVAČKIH DRUŠTAVA PREMA
MEMBERS OF HUNTING ASSOCIATIONS

KANTONI CANTONS	Broj lovačkih društava Number hunting associ- ations	Ukupno članova Total		Aktivni članovi po društveno-ekonomskim grupama Active members on socio-economic groups							
				zaposleni Employees		poljoprivrednici (individualni) Farmers (individual)		studenti Students		ostali Other	
		svega all	žene female	svega all	žene female	svega all	žene female	svega all	žene female	svega all	žene female
FEDERACIJA BiH <i>FEDERATION B&H</i>	73	23691	52	11784	23	4577	-	781	4	6549	25
UNSKO - SANSKI	6	3246	7	1561	5	541	-	21	1	1123	1
POSAVSKI	3	821	-	422	-	181	-	11	-	207	-
TUZLANSKI	14	5665	7	2890	2	998	-	134	-	1643	5
ZENIČKO - DOBOJSKI	9	3377	7	1584	-	487	-	173	1	1133	6
BOSANSKO-PODRINJSKI	4	1283	9	925	4	222	-	18	-	118	5
SREDNJOBOSANSKI	15	2928	9	1534	5	479	-	72	-	843	4
HERCEGOVAČKO - NERETVANSKI	12	3022	9	1399	5	742	-	195	2	686	2
ZAPADNOHERCEGOVAČKI	5	1505	-	780	-	400	-	67	-	258	-
KANTON SARAJEVO	5	1844	4	689	2	527	-	90	-	538	2

DRUŠTVENO - EKONOMSKIM GRUPAMA I UZRASTU
BY SOCIO-ECONOMIC GROUPS AND AGE

Aktivni članovi prema uzrastu <i>Active members by age</i>											
do 27 godina less than 27		28 - 34		35 - 44		45 - 54		55 - 64		stariji od 65 godina 65+	
svega <i>all</i>	žene <i>female</i>	svega <i>all</i>	žene <i>female</i>	svega <i>all</i>	žene <i>female</i>	svega <i>all</i>	žene <i>female</i>	svega <i>all</i>	žene <i>female</i>	svega <i>all</i>	žene <i>female</i>
2448	9	3427	6	5320	19	5645	9	3982	7	2869	2
387	3	458	1	741	1	686	2	522	-	452	-
37	-	105	-	208	-	218	-	177	-	76	-
630	1	774	-	1272	4	1381	1	980	1	628	-
389	1	433	-	692	1	699	1	635	3	529	1
102	-	98	-	399	7	408	1	217	-	59	1
327	-	493	2	577	3	772	1	404	3	355	-
263	2	478	2	639	2	814	3	545	-	283	-
128	-	226	-	362	-	361	-	235	-	193	-
185	2	362	1	430	1	306	-	267	-	294	-

11. SPORTSKI CENTRI
SPORTS CENTER

KANTON CANTONS	Vrsta objekta								
	Atletska borilišta <i>Athletic arena</i>	Bazeni <i>Swinnings</i>		Igrališta, vježbališta, tereni i sportski stadioni za: <i>Courses, driving ranges and sports stadiums</i>					
		otvoreni <i>open</i>	zatvoreni <i>indors</i>	nogomet <i>football</i>	golf <i>golf</i>	košarku <i>basketball</i>	odbojku <i>volleyball</i>	rukomet <i>handball</i>	tenis <i>tennis</i>
FEDERACIJA BiH <i>FEDERATION B&H</i>	3	5	3	11	-	11	8	6	27
UNSKO - SANSKI	-	-	-	1	-	-	1	-	4
TUZLANSKI	-	-	-	-	-	5	1	2	-
ZENIČKO - DOBOJSKI	1	4	-	2	-	2	2	-	8
BOSANSKO-PODRINJSKI	1	-	-	2	-	1	3	1	-
HERCEGOVAČKO - NERETVANSKI	-	-	-	1	-	-	-	-	-
KANTON SARAJEVO	1	1	3	5	-	3	1	3	15

U FEDERACIJI BiH, 2011.

IN FEDERATION BiH, 2011.


<i>Type object</i>							Zaposleni <i>Employees</i>			
Sportske dvorane <i>sports hall</i>					Skijaške staze	Kuglane <i>Bowling</i>	ukupno <i>Total</i>		od ukupnog: <i>the total:</i> tehnički i pomoćni <i>qualified</i>	
velike <i>large</i>	srednje <i>medium</i>	male <i>small</i>	teretane <i>gym</i>	trim <i>trim</i>	<i>Ski slopes</i>		svega <i>all</i>	žene <i>female</i>	svega <i>all</i>	žene <i>female</i>
11	7	8	6	5	26	4	398	119	239	44
3	-	2	-	-	-	1	28	12	17	7
2	2	1	1	-	-	1	57	20	22	4
2	1	-	2	1	1	1	37	5	26	1
1	-	2	-	2	-	-	11	4	8	4
1	1	-	-	1	-	-	5	3	2	2
2	3	3	3	1	25	1	260	75	164	26

Резултати истраживања:

Анализа стања културних индустрија у Републици Српској

Survey results:

Cultural industries in Republika Srpska



Бања Лука, април 2012.
Banja Luka, April 2012

Начелник одјељења за израду публикационих база података и статистичких публикација: Владан Сибиновић
Head of division for creation of publication data bases and statistical publications: Vladan Sibinović

Рукопис припремили: Богдана Радић, Младен Марић, Рајко Врањеш
Prepared by: Bogdana Radić, Mladen Marić, Rajko Vranješ

Превод: Јелена Кандић
Translation: Jelena Kandić

Дизајн: Александра Зеџ
Design: Aleksandra Zec

Редакциони одбор: Јелена Ђокић, Милка Михољчић, Нада Јаковљевић, Биљана Ђукић, Богдана Радић
Editorial board: Jelena Đokić, Milka Miholjčić, Nada Jakovljević, Biljana Đukić, Bogdana Radić

Одговара: Др Радмила Чичковић, директор
Person responsible: Radmila Čičković, PhD, Director

●●● Садржај

Попис скраћеница	4
Предговор	5
Методолошка објашњења	6
Циљ истраживања	6
Извори података	6
Преглед резултата истраживања	7
Основни подаци	7
Запослени	10
Економски подаци	13
Анекс	29
Извод из Класификације дјелатности БиХ 2010 за област културе	30

●●● Table of contents

Abbreviations	32
Foreword	33
Methodological explanations	34
Purpose of the survey	34
Sources of data	34
Survey results overview	35
Main data	35
Employed persons	38
Economic data	41
Annex	56
Excerpt from the Classification of activities of Bosnia and Herzegovina 2010 for the field of culture	57

••• Попис скраћеница

Скраћеница	Објашњење
БиХ	Босна и Херцеговина
ЕУ	Европска унија
ЕУРОСТАТ	Статистичка канцеларија Европске уније
КД БиХ 2010	Класификација дјелатности БиХ 2010
ККД БиХ 2010	Класификација дјелатности БиХ 2010 за област културе
MDG-F	Фонд UNDP-а и Шпаније за остваривање Миленијумских развојних циљева
РС	Република Српска
РЗС РС	Републички завод за статистику Републике Српске
UNDP	Развојни програм Уједињених нација
UNESCO	Организација Уједињених нација за образовање, науку и културу
UNICEF	Дјечји фонд Уједињених нација

... Предговор

Републички завод за статистику Републике Српске, на основу вишегодишњег Статистичког програма Републике Српске и годишњег Плана рада, спроводи истраживања из области статистике културе, путем којих се прикупљају, обрађују и публикују подаци о радио и телевизијским станицама, кинима, позориштима, библиотекама, музејима, галеријама и изложбама, архивима и издавачкој дјелатности. Ради потпуног обухвата статистике културе, као и потребе за усаглашавањем са међународним стандардима, неопходно је радити на њеном даљем развоју и унапређењу.

Даљи развој статистике културе подразумијева активности на побољшању и усклађивању методолошких објашњења заснованих на препорукама и дефиницијама UNESCO-вог оквира за статистику из области културе и захтјевима Статистичког уреда ЕУ (European Statistical Office – EUROSTAT), чиме је осигурана међународна упоредивост података у домену статистике културе. Те активности се односе на побољшање обухвата пословних субјеката чија је главна и/или споредна дјелатност из области културе, прикупљање података о партиципацији у култури, анализирање статистика о запошљавању у култури, проучавање потражње у смислу индивидуалног учешћа у различитим пољима културе и прикупљање финансијских показатеља у култури из секундарних извора. Поред тога потребно је произвести и статистичке податке чији је циљ описати и пружити релевантне информације о институцијама културе, које би обухватиле број институција, број запослених, податке о примањима и издацима, податке о посјетиоцима, итд.

Потреба за спровођењем истраживања под називом “Истраживање пословних субјеката у области културе” је препозната у документу „Анализа недостатака статистичких извора података о сектору културе у Босни и Херцеговини“, а односи се на имплементацију Акционог плана за спроведбу Стратегије културне политике у Босни и Херцеговини које је Савјет Министара Босне и Херцеговине усвојио у септембру 2011. године.

Упитник за спровођење овог истраживања израдила је Радна група коју су сачињавали представници Агенције за статистику Босне и Херцеговине, Федералног завода за статистику Федерације Босне и Херцеговине, Републичког завода за статистику Републике Српске, УН агенција, Министарства цивилних послова Босне и Херцеговине, Федералног министарства културе и спорта и Министарства просвјете и културе Републике Српске, у складу са препознатим европским праксама, односно препорукама Еуростата.

Републички завод за статистику спровео је ово истраживање за Републику Српску у оквиру MDG-F програма „Култура за развој: Унапређење интеркултуралног разумјевања у Босни и Херцеговини“ којег заједнички спровode UNDP, UNESCO и UNICEF у сарадњи са Министарством цивилних послова Босне и Херцеговине, Министарством просвјете и културе Републике Српске и Федералним министарством културе и спорта.

Објављени подаци у овој публикацији су резултат спроведеног истраживања и презентовани су у агрегираном-збирном облику. Публикација се састоји из три дјела. Први дио садржи методолошка објашњења, други дио преглед резултата са табелама или графичким приказом, а трећи дио садржи Анекс као додатак публикацији. Стање приказано у анализи је закључно са даном 31.12. 2010. године.

Изражавамо захвалност за финансијску подршку MDG-F програму „Култура за развој“, као и свим пословним субјектима који су пристали на анкетирање, те сарадницима који су учествовали на изради упитника, прикупљању, контроли, обради и припреми статистичких података.



Др Радмила Чичковић, директор
Републички завод за статистику
Републике Српске

Методолошка објашњења

Циљ истраживања

Статистика културе има за циљ пружање података о култури и активностима у контексту њеног доприноса запошљавању, развоју и интеркултуралном дијалогу, како би се испоштовали све израженији захтјеви за статистичким подацима из области културе. То подразумева захтјеве од стране корисника, као и захтјеве европског правног оквира регулисаног документом Статистички компендијум 2010 (Statistical Requirement Compendium 2010) који сваке године ажурира ЕУРОСТАТ. У контексту ЕУ, тему културе обухватају све статистике које се односе на културу и културне дјелатности укључујући и културне индустрије.

Култура је изузетно широка област која обухвата готово све активности којима се производе добра или пружају услуге од значаја за културу. Број људи запослених у култури, ниво јавних и приватних средстава, која су ангажована, те масовно учешће у културним активностима указују на то да је нужно постојање релевантних статистичких информација.

Културна индустрија, која се често назива и „креативном“ или индустријом „заснованом на ауторским правима“, обухвата широк спектар економских активности које укључују: архитектуру, занате и дизајнерски намјештај, моду, филм, видео и другу аудиовизуелну продукцију, графички дизајн, образовни и софтвер намијењен забави, музику уживо и музичке записе, извођачке умјетности и забаву, телевизијско, радио и интернетско емитовање, визуелне умјетности и антиквитете, писање и издаваштво, те рекламирање.

Стога је још један од циљева овог истраживања ажурирање основних података о пословним субјектима који су регистровани за обављање дјелатности из области културе у статистичком пословном регистру, те анализирање стања у области културе.

Извори података

Јединице посматрања, односно извори података за ово истраживање, су све јединице које су регистроване за обављање једне или више дјелатности из области културе, а које се налазе у статистичком пословном регистру, сем самосталних предузетника/обртника.

Истраживањем су обухваћена 64 разреда дјелатности из области културе, укључујући и дјелатност удружења грађана у области културе. Све те дјелатности су у складу са Класификацијом дјелатности БиХ 2010 (КД БиХ 2010) која је усклађена са Статистичком класификацијом економских дјелатности у Европској унији NACE Rev.2, те према UNESCO-вом Оквиру за статистику у области културе. У току истраживања коришћени су разреди (на 4 цифре) и подразреди (на 6 цифара) дјелатности из области културе. У структури шифарског система КД БИХ 2010 разред представља четврти ниво (четвороцифрени број). За потребе статистике културе извршена је разрада на подразреде (шестоцифрени број) и израђен Извод из класификације дјелатности БиХ за област културе (ККД БиХ 2010)¹.

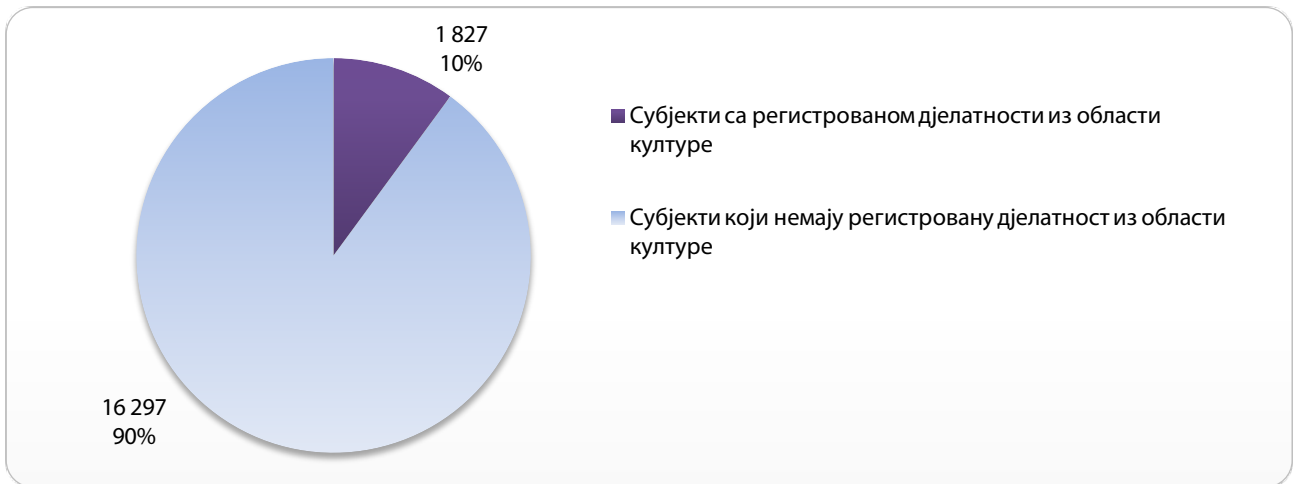
Републички завод за статистику провео је истраживање на 1 827 пословних субјеката у Републици Српској, која су у статистичком пословном регистру регистрована за обављање једне или више дјелатности из области културе са стањем на дан 31.12. 2010. године.

Стање приказано у анализи је закључно са даном 31.12. 2010. године.

¹ За боље разумевање значења разреда у Класификацији дјелатности БиХ 2010, погледати структуру и шифарски систем у КД БиХ 2010 страна 32 и 33.

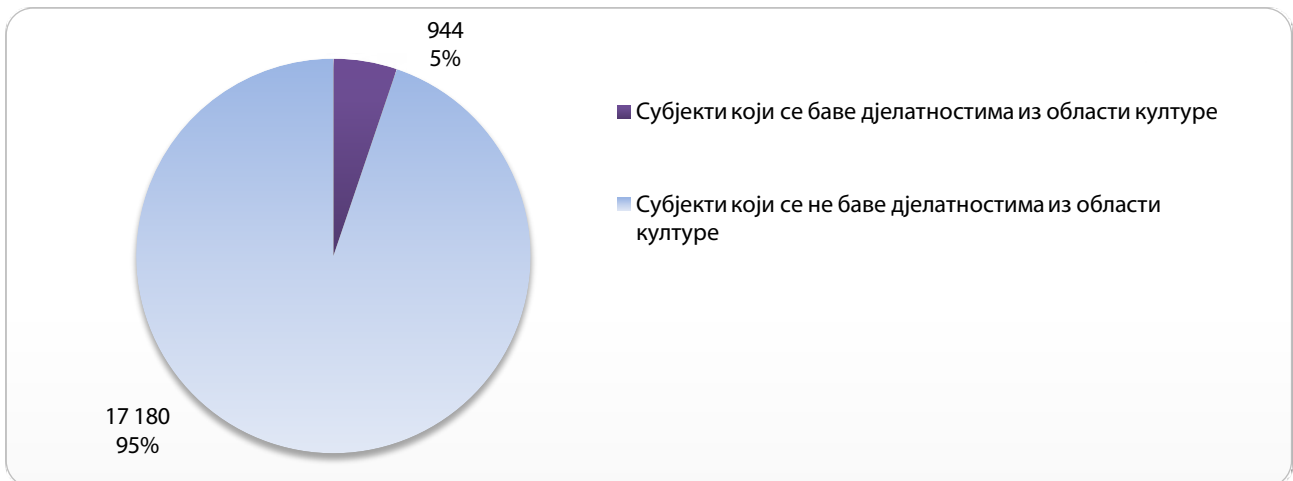
Преглед резултата истраживања

Основни подаци



Графикон 1. Субјекти регистровани за обављање дјелатности из области културе у статистичком пословном регистру у Републици Српској стање 31.12.2010.

Од укупног броја пословних субјеката у статистичком пословном регистру, овим истраживањем обухваћено је 1 827 пословних субјеката који су регистровани за обављање основне и/или споредне дјелатности из области културе, што чини 10% од укупног броја, док преосталих 90% представљају субјекти који нису из области културе (Графикон 1).



Графикон 2. Субјекти који се баве културним дјелатностима на основу анкетног истраживања

Резултати проведеног истраживања показују да је у Републици Српској 5% пословних субјеката који обављају дјелатности из области културе, док преосталих 95% пословних субјеката не обављају наведену дјелатност (Графикон 2).

Табела 1. Број субјеката са попуњеним и непопуњеним упитником

		Укупно	%
Посматрани пословни субјекти		1 827	100,00
од тога	Субјекти са попуњеним упитником ¹	1 182	64,70
	Субјекти са непопуњеним упитником ²	645	35,30

¹ Број субјеката са попуњеним упитником обухвата пословне субјекте који су доставили попуњене упитнике без обзира да ли се пословни субјекат у посматраном периоду бавио културном дјелатношћу.

² Број субјеката са непопуњеним упитницима обухвата пословне субјекте који нису доставили или су доставили непопуњен упитник.

Од укупно посматраних пословних субјеката из области културе, 65% субјеката доставило је попуњене упитнике, док 35% њих нису доставили или су доставили непопуњен упитник (Табела 1).

Табела 2. Број субјеката који се баве и који се не баве дјелатностима из области културе

		Укупно	%
Субјекти са попуњеним упитником		1 182	100,00
од тога	Субјекти који се баве дјелатностима из области културе	944	79,86
	Субјекти који се не баве дјелатностима из области културе	238	20,14

Од укупног броја субјеката који су доставили попуњен упитник, 80% субјеката се бави културним дјелатностима, док се 20% субјеката не баве дјелатностима из области културе, иако се у статистичком пословном регистру воде као субјекти који се баве културним дјелатностима (Табела 2).

Табела 3. Број субјеката са основном и/или споредном дјелатности из области културе

		Укупно	%
Субјекти који се баве дјелатностима из области културе		944	100,00
од тога	Субјекти са основном дјелатношћу из области културе	919	97,35
	Субјекти са споредном дјелатношћу из области културе	25	2,64

Табела 3. показује да од укупно 944 пословна субјекта који се баве културом, 97% чине субјекти са основном дјелатности из области културе, док 3% чине субјекти који имају споредну дјелатност културе, а чија основна дјелатност није култура.

Табела 4. Број субјеката са непопуњеним упитником и разлози непопуњавања упитника

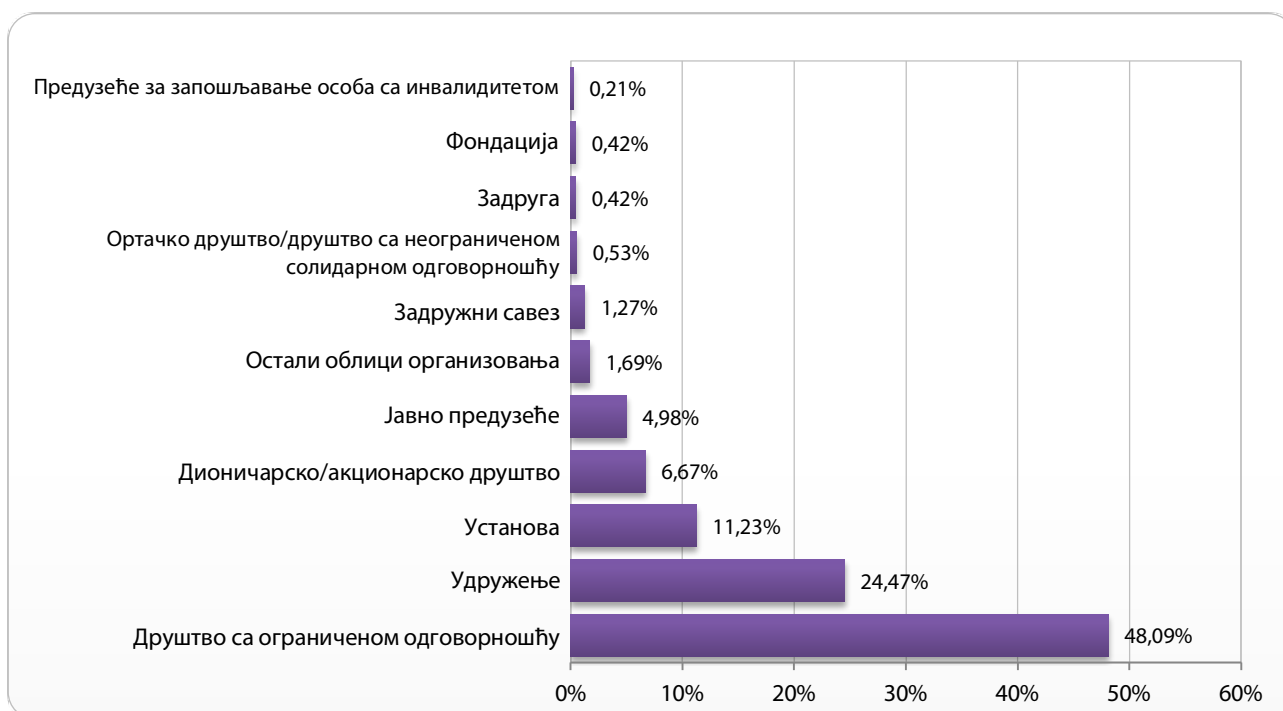
		Укупно	%
Субјекти са непопуњеним упитником		645	100,00
Разлог непопуњавања	непозната адреса	171	26,51
	у ликвидацији (стечај)	13	2,02
	не бави се културном дјелатношћу	29	4,50
	одбија сарадњу	117	18,14
	угашено	96	14,88
	непознат разлог	219	33,95

Најчешћи разлози непопуњавања упитника су непознат разлог и непозната адреса и чине преко 60% од укупног броја непопуњених упитника. Субјекти у ликвидацији (стечај) и угашена предузећа учествују са 17%, док се преостали дио непопуњавања упитника односи на небављење културном дјелатношћу и одбијањем сарадње 23%. (Табела 4).

Табела 5. Број субјеката према броју дјелатности из области културе, по разредима и подразредима

Број дјелатности	Укупно субјеката	
	у оквиру разреда	у оквиру подразреда
Једна	795	784
Двије	90	89
Три	29	36
Четири	20	23
Пет	8	8
Шест и више	2	4

Од укупно 944 пословна субјекта који се баве културном дјелатношћу, највећи број субјеката има заступљену само једну дјелатност из области културе, док је значајно мањи број субјеката који имају двије, три и више дјелатности из области културе у оквиру разреда и подразреда (Табела 5).



Графикон 3. Субјекти из области културе према облику организовања у Републици Српској

Најчешћи облик организовања код пословних субјеката који се баве културном дјелатношћу је друштво са ограниченом одговорношћу 48%, затим удружења 25% и јавне установе 11% (Графикон 3).

● Запослени

Подаци о запосленим односе се на запослене особе које су радиле на неодређено или одређено вријеме, са пуним или краћим од пуног радног времена. (Кадровска евиденција пословних субјеката са стањем на дан 31.12.2010.)

Овдје се не убрајају особе које су ангажоване као спољни сарадници (на основу уговора о дјелу, ауторским уговорима, уговорима о повременим и привременим пословима и волонтери). Особе ангажоване као спољни сарадници приказане су у Табели 10.

Табела 6. Број запослених из области културе према полу

	Укупно субјеката из области културе	Број запослених				
		укупно	жене	%	мушки	%
Укупно	944	11 061	5 102	46,13	5 959	53,87

Према резултатимаведеног истраживања, на пословима из области културе запослено је 11 061 лица, од чега су 46% жене (Табела 6).

Табела 7. Број запослених у култури према врсти запослења, радном времену и полу

Врста запослења	Запослени							
	укупно		жене		запослени са пуним радним временом		запослени са краћим од пуног радног времена	
	свега	%	свега	%	свега	жене	свега	жене
УКУПНО	11 061	100,00	5 102	46,13	10 934	5 042	127	60
Руководећи радници	957	8,65	318	33,23	928	310	29	8
Административни радници	2 229	20,15	1 560	69,99	2 209	1 546	20	14
Стручни радници	5 460	49,36	2 260	41,39	5 387	2 225	73	35
Технички и помоћни радници	2 415	21,84	964	39,92	2 410	961	5	3

За сврху овог истраживања запослени су подијељени у четири основне категорије, и то: руководећи радници (директор, помоћник директора, менаџер), административни радници (служба за комуникације, финансијска служба, административна служба, итд.), стручни радници (обављају послове из области дјелатности пословног субјекта), и технички и помоћни радници (техничар, возач, курир, чистачица, домар, итд.).

У Републици Српској око 49% запослених из области културе су стручни радници (од чега су 41% жене), око 22 % техничко и помоћно особље, око 20 % административни радници, те око 9% руководећи радници. Највећи број жена је запослен као административни радници 70%, а најмањи на руководећим позицијама 33% (Табела 7).

Табела 8. Број запослених у култури према старосним групама и полу

Старосне групе	Запослени							
	укупно		жене		директор/руководилац ¹			
	свега	%	свега	%	свега	%	жене	%
УКУПНО	11 061	100,00	5 102	100,00	944	100,00	238	100,00
од 15 до 18 година	12	0,11	-	-	-	-	-	-
од 19 до 29 година	1 788	16,16	826	16,19	48	5,08	17	7,14
од 30 до 39 година	3 452	31,21	1 609	31,54	205	21,72	61	25,63
од 40 до 49 година	3 102	28,04	1 498	29,36	220	23,31	66	27,73
од 50 до 59 година	2 353	21,27	1 042	20,42	296	31,36	74	31,09
преко 60 година	354	3,20	127	2,49	122	12,92	14	5,88
непознато	-	-	-	-	53	5,61	6	2,52

¹ Податке о полу директора није испунио 51 пословни субјекат.

Највећи број запослених у култури је у старосној групи од 30 до 39 година, што је уједно и најчешћа старосна група код запослених жена. Најчешћа старосна група директора/руководилаца пословних субјеката је од 50 до 59 година, док је код жена од 40 до 49 година (Табела 8).

Табела 9. Број запослених у култури према степену стручног образовања и полу

Степен стручног образовања	Запослени							
	укупно		жене		директор/руководилац			
	свега	%	свега	%	свега	%	жене	%
УКУПНО	11 061	100,00	5 102	100,00	944	100,00	238	100,00
доктор наука	22	0,20	2	0,04	14	1,48	2	0,84
магистар наука	50	0,45	16	0,31	29	3,07	4	1,68
магистар струке (мастер)	37	0,33	19	0,37	15	1,59	3	1,26
висока стручна спрема	2 688	24,30	1 264	24,77	432	45,76	121	50,84
бакалеураат	-	-	-	-	-	-	-	-
виша стручна спрема	737	6,66	418	8,19	110	11,65	29	12,18
висококвалификовани	608	5,50	100	1,96	16	1,69	1	0,42
средња стручна спрема	5 020	45,38	2 400	47,04	256	27,12	70	29,41
квалификовани	1 291	11,67	494	9,68	8	0,85	2	0,84
нижа стручна спрема	99	0,90	54	1,06	-	-	-	-
полуквалификовани	110	0,99	71	1,39	-	-	-	-
неквалификовани	399	3,61	264	5,17	-	-	-	-
непознато	-	-	-	-	64	6,78	6	2,52

Према степену стручног образовања, највећи проценат запослених има средњу стручну спрему 45%, затим високу стручну спрему 24%, потом слиједе квалификовани радници са 12%. Око 46% директора/руководилаца има високу стручну спрему, 27% средњу стручну спрему, а 12% вишу стручну спрему. Образовни профил запослених жена углавном прати образовни профил укупно запослених у култури (Табела 9).

Табела 10. Број ангажованих спољних сарадника и волонтера у култури према полу

	Ангажовани	
	свега	жене
УКУПНО	1 581	613
Спољни сарадници ¹	1 197	397
Волонтери	384	216

¹ Уговор о дјелу / ауторски уговор / уговор о повременим и привременим пословима односно уговорима склопљеним са омладинским и студентским сервисима.

Од укупног броја ангажованих спољних сарадника у области културе, 76 % чине спољни сарадници на уговор о дјелу/ ауторски уговор/ уговор о повременим и привременим пословима, а 24% волонтери. Спољних сарадника жена је 65% (Табела 10).

● Економски подаци

У овом поглављу представљени су резултати спроведеног истраживања који се односе на приходе, расходе, трговину са иностранством и укљученост у систем ПДВ-а, за пословне субјекте који се баве културном дјелатношћу у Републици Српској.

Табела 11. Укупан приход пословних субјеката

Врста прихода		Износ у КМ	Структура (%)	
УКУПНО		1 180 383 152,36	100,00	
Од продаје	робе	155 958 100,96	13,21	
	услуга	895 547 854,17	75,87	
	производа	44 284 979,82	3,75	
Остали приходи од	субвенције	3 256 763,30	0,28	
	закупнина и чланарина	15 817 443,70	1,34	
	из намјенских извора финансирања (из јавног буџета)	држава	20 245 755,42	1,72
		ентитети	10 520 636,00	0,89
		дистрикт	-	-
		кантони	25 890,00	0,00
		општине	12 486 110,81	1,06
	донације	4 710 986,45	0,40	
	спонзорство	1 900 877,00	0,16	
остало	15 627 754,73	1,32		

Приходи од продаје услуга у укупним приходима субјеката који обављају дјелатности из области културе износи 76%, допринос од продаје роба је 13%, допринос од осталих извора је 7% и од продаје производа 4%. Учешће намјенских извора финансирања субјеката у укупном приходу износи око 4% (Табела 11).

Табела 12. Укупни расходи буџетских корисника

Врста расхода		Износ у КМ	Структура (%)
УКУПНО		50 216 188,58	100,00
Трошкови плата и накнада запослених	УКУПНО – Трошкови плата и накнада запослених (обрачунато)	33 457 018,97	66,63
	Бруто плате и накнаде	30 576 072,49	
	Накнаде трошкова запослених	2 067 788,96	
	Порези и доприноси на остала лична примања	813 157,52	
Трошкови материјала и услуга	УКУПНО – Трошкови материјала и услуга	13 641 567,39	27,17
	Путни трошкови	746 240,06	
	Трошкови енергије	2 125 715,08	
	Трошкови комуналних и комуникационих услуга	1 067 920,69	
	Набавка материјала	4 474 347,05	
	Трошкови услуга превоза и горива	615 999,24	
	Закуп имовине и опреме	325 078,12	
	Трошкови текућег одржавања	815 134,37	
	Трошкови осигурања, банкарских услуга и услуга платног промета	247 210,75	
	Уговорене услуге	3 223 922,03	
Трошкови амортизације	УКУПНО – Трошкови амортизације	1 475 399,52	2,94
Остало		1 642 202,70	3,27

Расходи буџетских корисника који обављају дјелатност из области културе највише се односе на трошкове плата и накнада запослених око 67%, а 27% на трошкове материјала и услуга (Табела 12).

Табела 13. Укупни расходи ванбуџетских корисника

Врста расхода	Износ у КМ	Структура (%)
УКУПНО	889 847 453,38	100,00
Трошкови зарада, накнада зарада и осталих личних расхода	173 517 020,63	19,50
Трошкови накнада уговора о дјелу, уговора о ауторском дјелу, уговора о повременим и привременим пословима	8 095 456,28	0,91
Набавна вриједност продате робе	124 307 732,97	13,97
Трошкови сировина, материјала, режијског материјала	84 300 465,34	9,47
Трошкови горива и енергије	22 505 350,48	2,53
Трошкови производних услуга	287 500 106,07	32,31
Нематеријални трошкови	52 630 053,25	5,92
Трошкови амортизације	136 991 268,36	15,39

Највећи дио расхода код ванбуџетских корисника односи се на трошкове производних услуга 32%, затим на трошкове зарада, накнада зарада и осталих личних расхода 20%, на трошкове амортизације 15% даље слиједе трошкови набавне вриједности продате робе, нематеријални трошкови, трошкови горива и енергије, трошкови накнада уговора.

Укупни расходи буџетских и ванбуџетских корисника (пословних субјеката) који обављају дјелатности из области културе у Републици Српској чине 80% њихових укупних прихода.

Табела 14. Бруто додата вриједност културних дјелатности

	Износ у КМ
Бруто домаћи производ (БДП), 2010. година ¹	8 308 120 000,00
Бруто додата вриједност културних дјелатности	578 553 852,30
Удио културних дјелатности у БДП-у, %	6,96

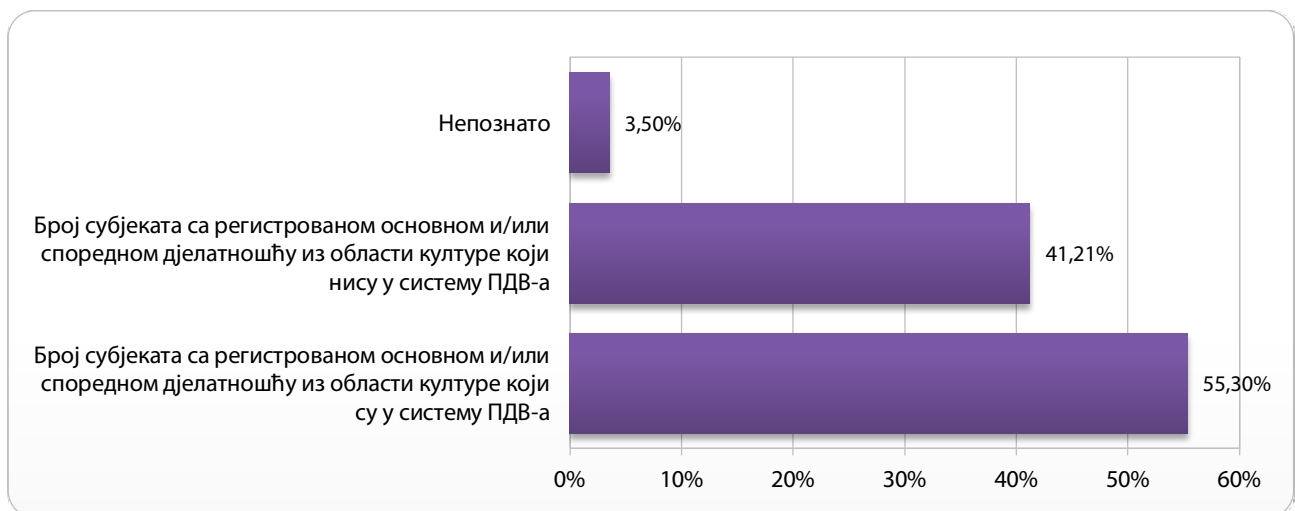
¹ Бруто домаћи производ (БДП), 2010. година – статистика Националних рачуна

Према проведенем истраживању, Бруто додата вриједност пословних субјекти који се баве културним дјелатностима учествује са 6,96% у Бруто домаћем производу, што показује да културна индустрија има значајну улогу у цјелокупном развоју Републике Српске.

Табела 15. Трговина са иностранством

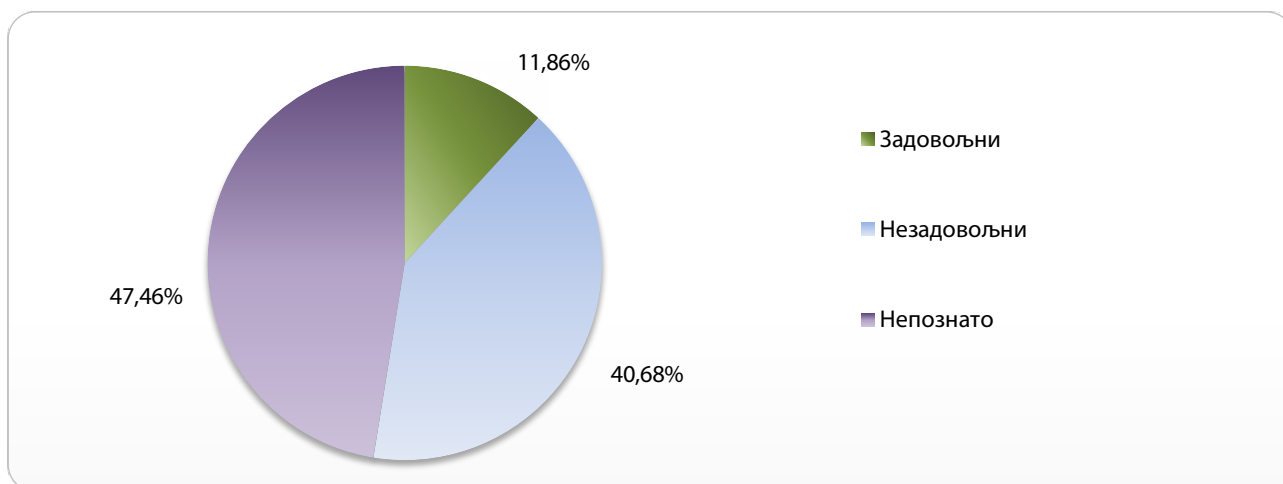
	Износ у КМ
Увоз	55 534 692,55
Извоз	18 073 705,16

У Републици Српској увоз је 3 пута већи од извоза код субјеката који обављају дјелатности из области културе.



Графикон 4. Укљученост субјеката у систем ПДВ-а

У систем ПДВ-а укључено је 55% пословних субјеката који обављају дјелатности из области културе, око 76% субјеката су друштва са ограниченом одговорношћу и око 11% су акционарска/дионичарска друштва.



Графикон 5. Задовољство субјеката са износом дозначених средстава из буџета

У Републици Српској 41% пословних субјеката из области културе је изјавило да нису задовољни дозначеним средствима из јавних извора финансирања, 12% је задовољних, а највећи проценат 47% је оних који нису одговорили на ово питање.

Табела 16. Информисање субјеката о тендерима за културне дјелатности које спроводе јавне институције

	Постотак информисања субјеката (%)
УКУПНО	100,00
Министарство нас редовно обавјештава о расписаним тендерима	3,60
На веб страницама министарства се налазе све информације о тендерима	15,68
Информације о тендерима добивамо путем службених новина/гласника	8,26
Имамо дјелимичне информације	23,09
Немамо информација о расписаним тендерима	20,98
Друго	2,75
Непознато	25,64

Подаци о информисању субјеката о тендерима за културне дјелатности које спроводе јавне институције показују да око 23% пословних субјеката из области културе нема потпуне информације о тендерима за дјелатности из области културе, а око 28% субјеката тврди да редовно добија обавјештења о расписаним тендерима.

Табела 17. Број субјеката са дјелатношћу из области културе по разредима дјелатности и броју запослених

РБ	Шифра према КД БиХ 2010	Разред дјелатности	Субјекти са дјелатношћу културе по разреду дјелатности	укупно	жене	Запослени	
						власници и сувласници, чланови породице који раде у пословном субјекту	свега
		УКУПНО	1 194	11 061	5 102	586	211
1.	18.12	Остало штампање	28	310	132	41	19
2.	18.13	Услуге припреме за штампу и објављивање	7	48	19	9	3
3.	18.14	Књиговешке и сродне услуге	5	41	25	-	-
4.	18.20	Умножавање снимљених записа	3	35	1	4	-
5.	32.13	Производња имитације накита (бижутерије) и сродних производа	1	-	-	-	-
6.	46.47	Трговина на велико намјештајем, простирачима и опремом за расвјету	13	72	20	17	8
7.	46.48	Трговина на велико сатовима и накитом	4	23	13	5	2
8.	47.43	Трговина на мало аудио и видеоопремом у специјализираним продавницама	4	5	3	2	1
9.	47.61	Трговина на мало књигама у специјализираним продаваоницама	15	70	46	9	4
10.	47.62	Трговина на мало новинама и канцеларијским материјалом у специјализираним продаваоницама	28	391	294	17	5
11.	47.63	Трговина на мало музичким и видеозаписима у специјализованим продавницама	2	3	1	1	-
12.	47.78	Остала трговина на мало новом робом у специјализованим продавницама	10	64	44	10	5
13.	47.79	Трговина на мало рабљеном робом у специјализованим продавницама	9	61	50	9	3
14.	47.91	Трговина на мало преко поште или интернета	1	1	-	1	-
15.	55.10	Хотели и сличан смјештај	80	1 495	828	87	35
16.	55.20	Одмаралишта и слични објекти за краћи одмор	5	89	40	1	-
17.	55.30	Кампови и простори за камповање	2	4	1	1	-
18.	55.90	Остали смјештај	10	425	253	-	-
19.	58.11	Издавање књига	31	134	77	7	2
20.	58.13	Издавање новина	18	397	212	7	3
21.	58.14	Издавање часописа и периодичних публикација	17	73	46	6	3
22.	58.19	Остала издавачка дјелатност	11	32	8	4	2
23.	58.21	Издавање рачунарских игара	1	-	-	-	-
24.	58.29	Издавање осталог софтвера	4	11	2	5	1
25.	59.11	Производња филмова, видеофилмова и телевизијског програма	7	45	21	4	2
26.	59.12	Дјелатности које слиједе након производње филмова, видеофилмова и телевизијског програма	1	1	1	-	-
27.	59.13	Дистрибуција филмова, видеофилмова и телевизијског програма	4	16	8	1	-

Табела 17. Број субјеката са дјелатношћу из области културе по разредима дјелатности и броју запослених – наставак

РБ	Шифра према КД БиХ 2010	Разред дјелатности	Субјекти са дјелатношћу културе по разреду дјелатности	укупно	жене	Запослени	
						власници и сувласници, чланови породице који раде у пословном субјекту	свега
28.	59.14	Дјелатности приказивања филмова	17	49	16	2	1
29.	59.20	Дјелатности снимања звучних записа и издавања музичких записа	11	35	16	5	1
30.	60.10	Емитовање радијског програма	39	262	130	14	5
31.	60.20	Емитовање телевизијског програма	17	864	319	17	7
32.	61.10	Дјелатности жичане телекомуникације	8	1 705	457	6	1
33.	61.20	Дјелатности бежичне телекомуникације	17	628	316	12	2
34.	61.30	Дјелатности сателитске телекомуникације	4	278	199	1	-
35.	63.91	Дјелатности новинских агенција	3	100	56	1	-
36.	63.99	Остале информационе услужне дјелатности, д.н.	3	13	2	-	-
37.	71.11	Архитектонске дјелатности	92	544	211	109	36
38.	71.12	Инжењерске дјелатности и с њима повезано техничко савјетовање	116	960	274	112	38
39.	72.20	Истраживање и експериментални развој у друштвеним и хуманистичким наукама	6	8	1	1	-
40.	73.11	Агенције за рекламирање (рекламу и пропаганду)	30	94	44	15	4
41.	73.12	Оглашавање преко медија	4	9	4	2	1
42.	74.10	Специјализоване дизајнерске дјелатности	7	20	6	4	2
43.	74.20	Фотографске дјелатности	1	-	-	-	-
44.	77.22	Изнајмљивање видеокасета и дискова	1	1	-	-	-
45.	79.11	Дјелатности путничких агенција	29	105	45	23	11
46.	79.12	Дјелатности туроператора	10	22	12	7	3
47.	79.90	Остале резервацијске услуге и дјелатности у вези с њима	5	30	15	-	-
48.	85.52	Образовање и поучавање у подручју културе	47	451	291	3	1
49.	90.01	Извођачка умјетност	129	150	67	-	-
50.	90.02	Помоћне дјелатности у извођачкој умјетности	32	81	32	-	-
51.	90.03	Умјетничко стваралаштво	33	19	8	-	-
52.	90.04	Рад умјетничких објеката	17	86	36	-	-
53.	91.01	Дјелатности библиотека и архива	57	351	259	-	-
54.	91.02	Дјелатности музеја	14	133	72	-	-
55.	91.03	Рад историјских мјеста и грађевина те сличних знаменитости за посјетиоце	9	32	15	-	-
56.	91.04	Дјелатности ботаничких и зоолошких вртова и природних резервата	3	77	14	-	-
57.	93.21	Дјелатности забавних и тематских паркова	2	3	1	-	-
58.	93.29	Остале забавне и рекреацијске дјелатности	53	94	35	4	-
59.	94.99	Дјелатности осталих чланских организација, д. н.	57	11	4	-	-

У складу са Класификацијом дјелатности БиХ 2010 Табела 15. показује преглед заступљености дјелатности из области културе по разредима. Анализом је утврђено да у Републици Српској нема пословних субјеката који се баве сљедећим дјелатностима из области културе:

- Производња електронских уређаја за широку потрошњу;
- Производња кованог новца;
- Производња музичких инструмената;
- Производња накита и сродних производа;
- Интернетски портали.

Највећи број субјеката бави се сљедећим дјелатностима:

- Извођачка умјетност;
- Инжењерске дјелатности и с њима повезано техничко савјетовање;
- Архитектонске дјелатности;
- Хотели и сличан смјештај;
- Дјелатности библиотека и архива;
- Дјелатности осталих чланских организација, д. н (само у области културе);
- Образовање и поучавање у подручју културе.

Табела 18. Број субјеката са основном и/или споредном дјелатношћу из области културе по дјелатностима разрађеним на 6 цифара, броју запослених, броју власника и сувласника по полу

РБ	Шифра према КД БиХ 2010	Подазред дјелатности	Субјекти према подразреду дјелатности	укупно	Запослени	
					жене	власници и сувласници, чланови породице који раде у пословном субјекту свега жене
		УКУПНО	1 226	11 061	5 102	586 211
	18.12	Остало штампање				
1.	18.12.11	Дјелатности штампања поштанских марака, биљега, исправа с утиснутим жигом, банкота, чекова и осталих новчаних папира и слично	1	8	1	1 -
2.	18.12.12	Дјелатности штампања рекламних (комерцијалних) каталога, проспеката, постера и осталог рекламног материјала	7	60	22	14 6
3.	18.12.13	Дјелатности штампања новина и часописа који излазе мање од четири пута седмично и осталих периодичних публикација	4	22	11	- -
4.	18.12.14	Дјелатности штампања књига, географских, хидрографских или сличних карата, свих врста слика, гравура и фотографија, разгледница	6	79	37	5 2
5.	18.12.15	Дјелатности штампања наљепница и етикета	1	3	1	- -
6.	18.12.19	Остале дјелатности штампања, д. н.	12	138	60	21 11
	18.13	Услуге припреме за штампу и објављивање				
7.	18.13.10	Дјелатности припреме за штампање	7	48	19	9 3
	18.14	Књиговешке и сродне услуге				
8.	18.14.10	Књиговезачке и сродне услуге	5	41	25	- -
	18.20	Умножавање снимљених записа				
9.	18.20.10	Дјелатности умножавања звучних записа	2	34	1	3 -
10.	18.20.30	Дјелатности умножавања рачунарских записа (софтвера)	1	1	-	1 -
	32.13	Производња имитације накита (бижутерије) и сродних производа				
11.	32.13.10	Производња имитације накита (бижутерије) и сродних производа	1	-	-	- -
	46.47	Трговина на велико намјештајем, простирачима и опремом за расвјету				
12.	46.47.11	Трговина на велико намјештајем за домаћинство	9	55	14	11 6
13.	46.47.12	Трговина на велико опремом за расвјету	1	3	1	3 1
14.	46.47.13	Трговина на велико теписима и другим простирачима за под	4	14	5	3 1
	46.48	Трговина на велико сатовима и накитом				
15.	46.48.10	Трговина на велико сатовима и накитом	4	23	13	5 2
	47.43	Трговина на мало аудио и видеоопремом у специјализираним продавницама				
16.	47.43.12	Трговина на мало аудио и видеоопремом	3	3	2	2 1
17.	47.43.13	Трговину на мало ЦД и ДВД-уређајима	1	2	1	- -

Табела 18. Број субјеката са основном и/или споредном дјелатношћу из области културе по дјелатностима разрађеним на 6 цифара, броју запослених, броју власника и сувласника по полу – наставак

РБ	Шифра према КД БиХ 2010	Подазред дјелатности	Субјекти према подразреду дјелатности	укупно	жене	Запослени		
						власници и сувласници, чланови породице који раде у пословном субјекту	свега	жене
	47.61	Трговина на мало књигама у специјализираним продаваоницама						
18.	47.61.10	Трговина на мало књигама у специјализованим продавницама	15	70	46	9	4	
	47.62	Трговина на мало новинама и канцеларијским материјалом у специјализираним продаваоницама						
19.	47.62.10	Трговина на мало новинама и канцеларијским материјалом у специјализованим продавницама	28	391	294	17	5	
	47.63	Трговина на мало музичким и видеозаписима у специјализованим продавницама						
20.	47.63.12	Трговина на мало компакт дисковима (ЦД)	2	3	1	1	-	
	47.78	Остала трговина на мало новом робом у специјализованим продавницама						
21.	47.78.11	Трговина на мало фотографске опреме	2	7	4	2	1	
22.	47.78.12	Трговина на мало сувенирима, рукотворинама и религијским производима	4	10	9	4	2	
23.	47.78.13	Трговина на мало услугама продајних умјетничких галерија (умјетнинама)	4	47	31	4	2	
	47.79	Трговина на мало рабљеном робом у специјализованим продавницама						
24.	47.79.19	Трговина на мало осталом половном робом	9	61	50	9	3	
	47.91	Трговина на мало преко поште или интернета						
25.	47.91.11	Трговина на мало преко поште	1	1	-	1	-	
	55.10	Хотели и сличан смјештај						
26.	55.10.10	Дјелатности смјештаја за госте у собама или сличним смјештајним капацитетима са свакодневним одржавањем собе (осим тајм-шеринга)	80	1 495	828	87	35	
	55.20	Одмаралишта и слични објекти за краћи одмор						
27.	55.20.11	Дјелатности смјештаја за госте у собама или сличним смјештајним капацитетима у хостелима и кућицама за одмор	2	74	35	1	-	
28.	55.20.12	Дјелатности смјештаја за госте у собама или сличним смјештајним капацитетима у тиме-схарингу	1	4	1	-	-	
29.	55.20.19	Остале дјелатности смјештаја за госте у собама или сличним смјештајним капацитетима, без свакодневног одржавања	2	11	4	-	-	
	55.30	Кампови и простори за камповање						
30.	55.30.11	Дјелатности кампова	1	4	1	1	-	

Табела 18. Број субјеката са основном и/или споредном дјелатношћу из области културе по дјелатностима разрађеним на 6 цифара, броју запослених, броју власника и сувласника по полу – наставак

РБ	Шифра према КД БиХ 2010	Подред дјелатности	Субјекти према подрезу дјелатности	укупно	жене	Запослени	
						власници и сувласници, чланови породице који раде у пословном субјекту	
						свега	жене
31.	55.30.12	Дјелатности рекреацијских кампова за одмор	1	-	-	-	-
	55.90	Остали смјештај					
32.	55.90.11	Дјелатности смјештаја за студенте у собама или сличним смјештајним капацитетима у студентским и школским домовима	9	415	246	-	-
33.	55.90.19	Остале дјелатности смјештаја, д. н.	1	10	7	-	-
	58.11	Издавање књига					
34.	58.11.11	Издавање уџбеника (образовних књига)	7	93	48	3	1
35.	58.11.12	Издавање стручних, техничких и школских књига	5	8	7	2	1
36.	58.11.15	Издавање атласа и других књига са мапама	1	1	-	-	-
37.	58.11.19	Издавање осталих штампаних књига, брошура, летака и сличног материјала	16	24	14	2	-
38.	58.11.20	Књиге на дисковима, касетама или другим физичким медијима	1	2	2	-	-
39.	58.11.50	Издавање књига на основу хонорара или уговора	1	6	6	-	-
	58.13	Издавање новина					
40.	58.13.10	Издавање штампаних новина	17	395	210	7	3
41.	58.13.31	Дјелатности продаје огласног простора у новинама, штампаног	1	2	2	-	-
	58.14	Издавање часописа и периодичних публикација					
42.	58.14.11	Издавање штампаних часописа и периодичних публикација од општег интереса	11	18	11	4	3
43.	58.14.12	Издавање штампаних пословних, стручних и академских часописа и периодичних публикација	3	53	35	1	-
44.	58.14.19	Издавање осталих штампаних часописа и периодичних публикација	3	2	-	1	-
	58.19	Остала издавачка дјелатност					
45.	58.19.11	Издавање штампаних разгледница, честитки и сличних материјала	1	1	-	-	-
46.	58.19.12	Издавање штампаних слика, цртежа и фотографија	2	9	-	-	-
47.	58.19.15	Издавање штампаних трговачко-рекламних материјала, комерцијалних каталога, и сличног материјала	4	6	2	2	1
48.	58.19.19	Издавање осталог штампаног материјала	4	16	6	2	1
	58.21	Издавање рачунарских игара					
49.	58.21.10	Издавање рачунарских игара, пакети	1	-	-	-	-

Табела 18. Број субјеката са основном и/или споредном дјелатношћу из области културе по дјелатностима разрађеним на 6 цифара, броју запослених, броју власника и сувласника по полу – наставак

РБ	Шифра према КД БиХ 2010	Подазред дјелатности	Субјекти према подразреду дјелатности	укупно	жене	Запослени	
						власници и сувласници, чланови породице који раде у пословном субјекту	свега
	58.29	Издавање осталог софтвера					
50.	58.29.11	Издавање оперативних пакованих система	2	3	1	2	1
51.	58.29.13	Софтвер управљања базом података, пакети	1	7	1	2	-
52.	58.29.29	Остали апликацијски софтвери, пакети	1	1	-	1	-
	59.11	Производња филмова, видеофилмова и телевизијског програма					
53.	59.11.13	Остале дјелатности производње телевизијског програма	4	30	14	-	-
54.	59.11.21	Власти филмови, видеофилмови и телевизијски програм	2	14	7	3	2
55.	59.11.23	Филмови и други видео садржај на дисковима, касетама или другим записима	1	1	-	1	-
	59.12	Дјелатности које слиједе након производње филмова, видеофилмова и телевизијског програма					
56.	59.12.19	Остале дјелатности које слиједе након производње филмова, видеофилмова и телевизијског програма	1	1	1	-	-
	59.13	Дистрибуција филмова, видеофилмова и телевизијског програма					
57.	59.13.11	Управљање ауторским правима на филм	1	3	3	-	-
58.	59.13.12	Дистрибуција филмова, видеофилмова и телевизијског програма	3	13	5	1	-
	59.14	Дјелатности приказивања филмова					
59.	59.14.10	Дјелатности приказивања филмова у биоскопима или у другим објектима за приказивање филмова	17	49	16	2	1
	59.20	Дјелатности снимања звучних записа и издавања музичких записа					
60.	59.20.11	Дјелатности снимања звучних записа	5	23	12	4	1
61.	59.20.12	Дјелатности снимања уживо	1	1	1	-	-
62.	59.20.22	Производња властитог радио програма	5	11	3	1	-
	60.10	Емитовање радијског програма					
63.	60.10.11	Емитовање радијског програма	24	181	86	8	4
64.	60.10.12	Емитовање властитог радијског програма	15	75	40	6	1
65.	60.10.30	Дјелатности продаје времена за рекламу на радију	4	6	4	-	-
	60.20	Емитовање телевизијског програма					
66.	60.20.11	Емитовање интернетског телевизијског програма, осим на претплату	1	1	1	-	-
67.	60.20.12	Емитовање осталог телевизијског програма, осим на претплату	8	206	72	6	2

Табела 18. Број субјеката са основном и/или споредном дјелатношћу из области културе по дјелатностима разрађеним на 6 цифара, броју запослених, броју власника и сувласника по полу – наставак

РБ	Шифра према КД БиХ 2010	Подазред дјелатности	Субјекти према подразреду дјелатности	укупно	жене	Запослени	
						власници и сувласници, чланови породице који раде у пословном субјекту	
						свега	жене
68.	60.20.13	Емитовање интернетског преплатничког телевизијског програма	1	12	5	1	-
69.	60.20.14	Емитовање осталог преплатничког телевизијског програма	1	1	1	-	-
70.	60.20.20	Емитовање властитог телевизијског програма	3	34	10	6	3
71.	60.20.31	Емитовање телевизијског програма, осим на претплату	3	94	34	4	2
72.	60.20.32	Емитовање телевизијског програма, на претплату	1	511	194	-	-
73.	60.20.40	Продаја времена за рекламу на телевизији	2	5	2	-	-
61.10 Дјелатности жичане телекомуникације							
74.	61.10.13	Дјелатности приватних мрежа за жичане телекомуникацијске системе	2	12	3	2	-
75.	61.10.20	Дјелатности пријеноса за жичану телекомуникацију	2	11	2	1	-
76.	61.10.30	Дјелатности преноса података путем жичаних телекомуникацијских мрежа	2	1 610	440	1	-
77.	61.10.43	Дјелатности широко-појасног интернетског приступа путем жичаних мрежа	1	10	-	-	-
78.	61.10.52	Дјелатности дистрибуције програма домаћинствима путем жичане инфраструктуре, програмски пакет по избору	3	62	12	2	1
61.20 Дјелатности бежичне телекомуникације							
79.	61.20.11	Дјелатности мобилних телекомуникација – приступ и употреба	5	522	283	1	-
80.	61.20.12	Дјелатности мобилних телекомуникација – могућности позивања	1	11	1	-	-
81.	61.20.13	Дјелатности приватних мрежа за бежичне телекомуникацијске системе	1	2	1	2	1
82.	61.20.20	Дјелатности преноса за бежичну телекомуникацију	4	32	18	-	-
83.	61.20.30	Дјелатности преноса података путем бежичних телекомуникацијских мрежа	2	8	-	3	-
84.	61.20.42	Дјелатности широко-појасног интернетског приступа путем бежичних мрежа	1	6	-	2	-
85.	61.20.49	Остале интернетске дјелатности путем бежичних телекомуникација	3	43	12	4	1
86.	61.20.50	Дјелатности дистрибуције програма домаћинствима путем бежичних мрежа	2	4	1	-	-
61.30 Дјелатности сателитске телекомуникације							
87.	61.30.10	Дјелатности сателитских телекомуникација, осим услуга дистрибуције програма домаћинствима путем сателита	3	262	195	-	-

Табела 18. Број субјеката са основном и/или споредном дјелатношћу из области културе по дјелатностима разрађеним на 6 цифара, броју запослених, броју власника и сувласника по полу – наставак

РБ	Шифра према КД БиХ 2010	Подазред дјелатности	Субјекти према подразреду дјелатности	укупно	жене	Запослени	
						власници и сувласници, чланови породице који раде у пословном субјекту	свега
88.	61.30.20	Дјелатности дистрибуције програма домаћинствима путем сателита	2	16	4	1	-
	63.91	Дјелатности новинских агенција					
89.	63.91.11	Дјелатности новинских агенција везане за новине и периодичне публикације	3	100	56	1	-
	63.99	Остале информационе услужне дјелатности, д.н.					
90.	63.99.10	Остале информационе услужне дјелатности, д.н.	3	13	2	-	-
	71.11	Архитектонске дјелатности					
91.	71.11.10	Израда планова и нацрта за архитектонске сврхе	32	140	46	40	13
92.	71.11.21	Архитектонске дјелатности за градњу стамбених зграда	24	123	52	24	9
93.	71.11.22	Архитектонске дјелатности за градњу нестамбених зграда	3	21	4	1	1
94.	71.11.24	Архитектонске дјелатности и с њима повезано савјетовање	29	238	100	41	11
95.	71.11.31	Дјелатности везане за планирање изградње урбанистичких подручја	3	9	4	-	-
96.	71.11.33	Дјелатности везане за планирање изгледа пројектног мјеста	2	13	5	3	2
	71.12	Инжењерске дјелатности и с њима повезано техничко савјетовање					
97.	71.12.11	Инжењерске дјелатности и с њима повезано савјетовање	54	455	124	50	19
98.	71.12.12	Инжењерске дјелатности за грађевинске пројекте	29	198	73	27	11
99.	71.12.13	Инжењерске дјелатности за енергетске пројекте	4	118	23	6	1
100.	71.12.16	Инжењерске дјелатности за водне пројекте, пројекте за канализацију и дренажу	4	23	1	3	-
101.	71.12.17	Инжењерске дјелатности за индустријске и производне пројекте	3	4	-	2	-
102.	71.12.18	Инжењерске дјелатности за пројекте телекомуникација и емитовања	4	14	7	3	-
103.	71.12.19	Инжењерске дјелатности за остале пројекте	4	26	5	3	1
104.	71.12.20	Инжењерске дјелатности за управљање грађевинским пројектима	2	12	2	3	1
105.	71.12.31	Геолошке и геофизичке савјетодавне дјелатности	9	78	28	10	3
106.	71.12.32	Геофизичке дјелатности	1	10	2	2	1
107.	71.12.34	Дјелатности површинског мјерења	4	22	9	3	1

Табела 18. Број субјеката са основном и/или споредном дјелатношћу из области културе по дјелатностима разрађеним на 6 цифара, броју запослених, броју власника и сувласника по полу – наставак

РБ	Шифра према КД БиХ 2010	Подзред дјелатности	Субјекти према подзреду дјелатности	укупно	жене	Запослени	
						власници и сувласници, чланови породице који раде у пословном субјекту	свега
	72.20	Истраживање и експериментални развој у друштвеним и хуманистичким наукама					
108.	72.20.11	Истраживање и експериментални развој у економији и предузетништву	1	1	-	-	-
109.	72.20.12	Истраживање и експериментални развој у психологији	1	-	-	-	-
110.	72.20.19	Истраживање и експериментални развој услуга у осталим друштвеним знаностима	2	1	-	1	-
111.	72.20.21	Истраживање и експериментални развој услуга у области језика и књижевности	1	5	1	-	-
112.	72.20.29	Истраживање и експериментални развој осталих услуга у хуманистичким знаностима	1	1	-	-	-
	73.11	Агенције за рекламирање (рекламу и пропаганду)					
113.	73.11.11	Све врсте промицбених дјелатности	21	71	33	12	3
114.	73.11.13	Рекламне дјелатности везане за осмишљавање и концептуални развој пропагандних кампања	2	8	6	1	-
115.	73.11.14	Остале рекламне дјелатности	7	15	5	2	1
	73.12	Оглашавање преко медија					
116.	73.12.12	Продаја мјеста или времена за оглашавање на ТВ или радију уз накнаду или на основи уговора	2	2	1	-	-
117.	73.12.14	Продаја оглашавања најаве догађаја	1	5	2	2	1
118.	73.12.19	Други облик продаје мјеста или времена за оглашавање уз накнаду или на основи уговора	1	2	1	-	-
	74.10	Специјализоване дизајнерске дјелатности					
119.	74.10.11	Интеријерске дизајнерске дјелатности	2	1	1	1	1
120.	74.10.19	Остале специјализиране дизајнерске дјелатности	5	19	5	3	1
	74.20	Фотографске дјелатности					
121.	74.20.19	Остале дјелатности у вези са фотографским плочама и филмовима, освијетљени и развијени	1	-	-	-	-
	77.22	Изнајмљивање видеокасета и дискова					
122.	77.22.10	Изнајмљивање видеокасета и дискова	1	1	-	-	-
	79.11	Дјелатности путничких агенција					
123.	79.11.11	Дјелатности резервација авио пријезова	1	1	-	-	-
124.	79.11.13	Дјелатности резервација аутобуског превоза	8	29	10	8	3
125.	79.11.19	Остале дјелатности путничких агенција за резервације превоза	10	46	17	6	3
126.	79.11.21	Дјелатности резервација смјештаја	9	13	10	6	3

Табела 18. Број субјеката са основном и/или споредном дјелатношћу из области културе по дјелатностима разрађеним на 6 цифара, броју запослених, броју власника и сувласника по полу – наставак

РБ	Шифра према КД БиХ 2010	Подазред дјелатности	Субјекти према подразреду дјелатности	укупно	жене	Запослени	
						власници и сувласници, чланови породице који раде у пословном субјекту	свега
127.	79.11.23	Дјелатности резервација пакет-аранжмана	3	16	8	3	2
	79.12	Дјелатности туроператора					
128.	79.12.11	Дјелатности туроператора за организовање и прикупљање пакет-аранжмана	4	14	9	6	3
129.	79.12.12	Дјелатности вођења и организовања путовања	6	8	3	1	-
130.	79.90.11	Дјелатности туристичке промоције	3	11	6	-	-
	79.90	Остале резервацијске услуге и дјелатности у вези с њима					
131.	79.90.12	Дјелатности давања туристичких информација посјетиоцима	2	2	1	-	-
132.	79.90.20	Дјелатности туристичких водича	1	1	-	-	-
133.	79.90.39	Дјелатности резервација карата за представе, забавне и рекреативне догађаје те остале резервацијске дјелатности, д. н.	1	16	8	-	-
	85.52	Образовање и поучавање у подручју културе					
134.	85.52.11	Дјелатности плесних школа и учитеља плеса	7	11	6	-	-
135.	85.52.12	Дјелатности музичких школа учитеља музике	12	377	246	1	-
136.	85.52.19	Дјелатности осталог образовања и обуке у области културе	28	63	39	2	1
	90.01	Извођачка умјетност					
137.	90.01.10	Извођачка умјетност (производња и презентација позоришних представа, концерата, опера, плесних и других врста сценских умјетности и дјелатности слободних умјетника)	129	150	67	-	-
	90.02	Помоћне дјелатности у извођачкој умјетности					
138.	90.02.11	Производња и организација догађаја у извођачкој умјетности	24	64	27	-	-
139.	90.02.12	Производња и организација догађаја у извођачкој умјетности	4	3	2	-	-
140.	90.02.19	Остале помоћне дјелатности у извођачкој умјетности	5	14	3	-	-
	90.03	Умјетничко стваралаштво					
141.	90.03.11	Услуге које пружају аутори, композитори, кипари и сви други умјетници, осим умјетника из области извођачких умјетности	21	11	6	-	-
142.	90.03.12	Оригинални радови аутора, композитора и других умјетника, осим умјетника из области извођачких умјетности, сликара, графичких дизајнера и кипара	11	7	2	-	-

Табела 18. Број субјеката са основном и/или споредном дјелатношћу из области културе по дјелатностима разрађеним на 6 цифара, броју запослених, броју власника и сувласника по полу – наставак

РБ	Шифра према КД БиХ 2010	Подазред дјелатности	Субјекти према подразреду дјелатности	укупно	жене	Запослени	
						власници и сувласници, чланови породице који раде у пословном субјекту	
						свега	жене
143.	90.03.13	Оригинални радови сликара, графичких дизајнера и кипара	3	1	-	-	-
	90.04	Рад умјетничких објеката					
144.	90.04.10	Рад умјетничких објеката (концертних и позоришних дворана, и осталих објеката)	17	86	36	-	-
	91.01	Дјелатности библиотека и архива					
145.	91.01.11	Дјелатности библиотека	54	297	230	-	-
146.	91.01.12	Дјелатности архива	8	54	29	-	-
	91.02	Дјелатности музеја					
147.	91.02.10	Пословне активности музеја	11	122	67	-	-
148.	91.02.20	Музејске збирке	4	11	5	-	-
	91.03	Рад историјских мјеста и грађевина те сличних знаменитости за посјетиоце					
149.	91.03.11	Рад историјских мјеста и грађевина те сличних знаменитости за посјетитеље	9	32	15	-	-
	91.04	Дјелатности ботаничких и зоолошких вртова и природних резервата					
150.	91.04.11	Дјелатности ботаничких и зоолошких вртова	1	11	-	-	-
151.	91.04.12	Дјелатности природних резервата, укључујући услуге заштите дивљих животиња	2	66	14	-	-
	93.21	Дјелатности забавних и тематских паркова					
152.	93.21.10	Дјелатности забавних и тематских паркова	2	3	1	-	-
	93.29	Остале забавне и рекреацијске дјелатности					
153.	93.29.11	Дјелатности рекреативних паркова и плажа	7	32	11	-	-
154.	93.29.19	Разноврсне рекреативне дјелатности, д. н.	25	31	9	2	-
155.	93.29.22	Дјелатности аутомата за игре на кованице	2	14	6	-	-
156.	93.29.29	Забавне дјелатности, д.н.	19	17	9	2	-
	94.99	Дјелатности осталих чланских организација, д. н.					
157.	94.99.00	Дјелатности осталих чланских организација, д. н.	57	11	4	-	-

У Табели 18. дат је преглед броја субјеката према подразреду дјелатности из области културе у складу са Класификацијом дјелатности БиХ 2010, односно Изводом из класификације дјелатности БиХ за област културе.

Овој публикацији додат је Анекс у којем су приказани неки од података из других статистичких извора РЗС РС који су такође обухваћени овим истраживањем, а у сврху поређења података из два различита извора. У Табели 18. дат је преглед бруто додате вриједности културних дјелатности, док је у Табели 19. приказана запосленост у области културе. Подаци у наведеним табелама су добијени на основу спроведеног истраживања под називом „Истраживање пословних субјеката у области културе“ као и путем редовних статистичких активности: Полугодишњи извјештај о запосленим и платама – септембар и Националних рачуна. Подаци се односе на 2010. годину.

Бруто додата вриједност културних дјелатности, производни приступ – текуће цијене

Бруто додата вриједност културних дјелатности добијена из оба извора („Истраживање пословних субјеката у области културе и Националних рачуна“) обрачуната је према методологији Система националних рачуна Уједињених народа (SNA93) и Европског система националних рачуна (ESA95), а према Изводу из Класификације дјелатности БиХ 2010 за област културе (стр. 32 и 33).

Табела 19. Бруто додата вриједност културних дјелатности

	„Истраживање пословних субјеката у области културе“	Национални рачуни
Бруто додата вриједност културних дјелатности, износ у КМ	578 553 852,30	592 108 000,00
Учешће културних дјелатности у БДП-у ¹ , %	6,96	7,13

¹ Бруто домаћи производ (БДП) за Републику Српску у 2010. години износио је 8 308 120 000 КМ.

Из Табеле 19. може се видјети да нема значајне разлике у бруто додатој вриједности културних дјелатности и учешћу културних дјелатности у БДП између спроведеног истраживања под називом „Истраживање пословних субјеката у области културе“ и Националних рачуна. Настале разлике између наведених извора произилазе из концептуалних исправки које се раде у Националним рачунима.

Запосленост у области културе

Подаци о броју запослених у области културе добијени из оба извора („Истраживање пословних субјеката у области културе“ и Полугодишњи извјештај о запосленим и платама – септембар) односе се на сва лица која имају заснован радни однос на неодређено или одређено вријеме са пуним или непуним радним временом, а према Изводу из Класификације дјелатности БиХ 2010 за област културе (стр. 32 и 33).

Табела 20. Број запослених у културним дјелатностима

	„Истраживање пословних субјеката у области културе“	Полугодишњи извјештај о запосленим и платама (Рад-1 септембар)
Број запослених у културним дјелатностима	11 068	11 625
Учешће запослених у културним дјелатностима у укупном броју запослених у свим дјелатностима ¹ , %	5,4	5,6

¹ Укупан број запослених у свим дјелатностима у Републици Српској према редовном статистичком истраживању (Рад-1 септембар 2010) износио је 204 441.

Из Табеле 20. може се видјети да нема значајне разлике у броју запослених и учешћу запослених у културним дјелатностима у укупном броју запослених у свим дјелатностима Републике Српске између спроведеног истраживања под називом „Истраживање пословних субјеката у области културе“ и статистичке активности Полугодишњег извјештаја о запосленим и платама (Рад-1 септембар). Настале разлике између наведених извора су резултат различитог временског периода посматрања.

Извод из Класификације дјелатности БиХ 2010 за област културе

Разред дјелатности	Шифра према КД БиХ 2010
1. Остало штампање	18.12
2. Услуге припреме за штампу и објављивање	18.13
3. Књиговешке и сродне услуге	18.14
4. Умножавање снимљених записа	18.20
5. Производња електроничких уређаја за широку потрошњу	26.40
6. Производња кованог новца	32.11
7. Производња накита и сродних производа	32.12
8. Производња имитације накита (бижутерије) и сродних производа	32.13
9. Производња музичких инструмената	32.20
10. Трговина на велико намјештајем, теписима и опремом за расвјету	46.47
11. Трговина на велико сатовима и накитом	46.48
12. Трговина на мало аудио и видеоопремом у специјализованим продавницама	47.43
13. Трговина на мало књигама у специјализованим продавницама	47.61
14. Трговина на мало новинама, папирном робом и писаћим прибором у специјализованим продавницама	47.62
15. Трговина на мало музичким и видеозаписима у специјализованим продавницама	47.63
16. Остала трговина на мало новом робом у специјализованим продавницама	47.78
17. Трговина на мало рабљеном робом у специјализованим продавницама	47.79
18. Трговина на мало путем поште или интернета	47.91
19. Хотели и сличан смјештај	55.10
20. Одмаралишта и слични објекти за краћи одмор	55.20
21. Кампови и простори за кампирање	55.30
22. Остали смјештај	55.90
23. Издавање књига	58.11
24. Издавање новина	58.13
25. Издавање часописа и периодичних публикација	58.14
26. Остала издавачка дјелатност	58.19
27. Издавање рачунарских игара	58.21
28. Издавање осталог софтвера	58.29
29. Производња филмова, видеофилмова и телевизијског програма	59.11
30. Дјелатности које слиједу након производње филмова, видеофилмова и телевизијског програма	59.12
31. Дистрибуција филмова, видеофилмова и телевизијског програма	59.13
32. Дјелатности приказивања филмова	59.14
33. Дјелатности снимања звучних записа и издавања музичких записа	59.20
34. Емитовање радијског програма	60.10
35. Емитовање телевизијског програма	60.20
36. Дјелатности жичане телекомуникације	61.10
37. Дјелатности бежичне телекомуникације	61.20
38. Дјелатности сателитске телекомуникације	61.30
39. Интернетски портали	63.12
40. Дјелатности новинских агенција	63.91
41. Остале информацијске услужне дјелатности, д.н.	63.99
42. Архитектонске дјелатности	71.11
43. Инжињерске дјелатности и с њима повезано техничко савјетовање	71.12
44. Истраживање и експериментални развој у друштвеним и хуманистичким наукама	72.20
45. Агенције за промоцију (рекламу и пропаганду)	73.11
46. Оглашавање путем медија	73.12

Извод из Класификације дјелатности БиХ 2010 за област културе - наставак

Разред дјелатности	Шифра према КД БиХ 2010
47. Специјализиране дизајнерске дјелатности	74.10
48. Фотографске дјелатности	74.20
49. Изнајмљивање видеокасета и дискова	77.22
50. Дјелатности путничких агенција	79.11
51. Дјелатности туроператора	79.12
52. Остале резервацијске услуге и дјелатности у вези с њима	79.90
53. Образовање и поучавање у подручју културе	85.52
54. Извођачка умјетност	90.01
55. Помоћне дјелатности у извођачкој умјетности	90.02
56. Умјетничко стваралаштво	90.03
57. Рад умјетничких објеката	90.04
58. Дјелатности библиотека и архива	91.01
59. Дјелатности музеја	91.02
60. Рад историјских мјеста и грађевина те сличних знаменитости за посјетиоце	91.03
61. Дјелатности ботаничких и зоолошких вртова и природних резервата	91.04
62. Дјелатности забавних и тематских паркова	93.21
63. Остале забавне и рекреацијске дјелатности	93.29
64. Дјелатности осталих чланских организација, д. н. (само у области културе)	94.99

●●● Abbreviations

Abbreviation	Explanation
BH	Bosnia and Herzegovina
EU	European Union
EUROSTAT	Statistical Office of the European Union
KD BH 2010	Classification of Activities of Bosnia and Herzegovina 2010
KKD BH 2010	Classification of Activities of Bosnia and Herzegovina 2010 for the field of culture
MDG-F	Achievement Fund of the UNDP and Spain to accelerate progress on the Millennium Development Goals
RS	Republika Srpska
RSIS	Republika Srpska Institute of Statistics
UNDP	United Nations Development Programme
UNESCO	United Nations Educational, Scientific and Cultural Organization
UNICEF	United Nations Children's Fund

Foreword

Republika Srpska Institute of Statistics carries out surveys in the field of cultural statistics, in accordance with the multiannual programme of Republika Srpska and the annual Working Plan, and these surveys are used to collect, process and publish data on radio and television stations, cinemas, theatres, libraries, museums, galleries and exhibitions, archives, and publishing activity. In order to achieve full coverage of cultural statistics, as well as because of the need for harmonisation with international standards, it is necessary to work on its further development and improvement.

Further development of cultural statistics presupposes activities aimed at improvement and harmonisation of methodological explanations based on recommendations and definitions of the UNESCO's Framework for Statistics in the field of culture and requirements of the EU Statistical Office (EUROSTAT), thus ensuring international comparability of data in the field of cultural statistics. These activities refer to improvement of coverage of business entities whose main and/or secondary activity is in the field of culture, collection of data on participation in culture, analysis of statistics on employment in culture, study of demand in terms of individual participation in various areas of culture, and collection of financial indicators in culture from secondary sources. Also, it is necessary to produce statistical data aimed at describing and providing relevant information on cultural institutions, and these would cover the number of institutions, number of employed persons, data on income and expenditure, data on visitors, etc.

The need to carry out the survey entitled "Survey on business entities in the field of culture" is recognised in the document "Analysis of lack of statistical sources of data on the cultural sector in Bosnia and Herzegovina", and it refers to implementation of the Action Plan for Implementation of the Strategy of cultural politics in Bosnia and Herzegovina, adopted by the Council of Ministers of Bosnia and Herzegovina in September 2011.

Questionnaire used to carry out this survey was designed by the Working Group composed of representatives of the Agency for Statistics of Bosnia and Herzegovina, Federal Institute of Statistics of the Federation of Bosnia and Herzegovina, Republika Srpska Institute of Statistics, UN agencies, Ministry of Internal Affairs of Bosnia and Herzegovina, Federal Ministry of Culture and Sports, and Ministry of Education and Culture of Republika Srpska, in accordance with recognised European practices and the recommendations of Eurostat.

Republika Srpska Institute of Statistics carried out this survey for Republika Srpska within the framework of the MDG-F programme "Culture for development: Improving intercultural understanding in Bosnia and Herzegovina" jointly implemented by UNDP, UNESCO and UNICEF, in cooperation with the Ministry of Internal Affairs of Bosnia and Herzegovina, Ministry of Education and Culture of Republika Srpska and Federal Ministry of Culture and Sports.

Data given in this publication are the result of the survey which was carried out, and these are presented in aggregated form. This publication consists of three parts. The first part covers methodological explanations, the second part provides the overview of survey results with tables and graphs, while the third part is the Annex to the publication. The situation presented in the analysis is as of 31st December 2010.

We would like to thank the MDG-F programme „Culture for development“ for their financial support, as well as all business entities who agreed to participate in the survey, and all collaborators who participated in design of the questionnaire and who were involved in collection, control, processing and preparation of statistical data.



Radmila Čičković, PhD, Director
Republika Srpska Institute of Statistics

●●● Methodological explanations

● Purpose of the survey

Purpose of cultural statistics is to provide data on culture and its activities in the context of their contribution to employment, development and intercultural dialogue, in order to meet increasing demands for statistical data in the field of culture. This presupposes demands by users, as well as requirements of the European legal framework regulated by the Statistical Requirement Compendium 2010 document updated each year by EUROSTAT. In the EU context, culture is covered by all statistics referring to culture and cultural activities, including cultural industries.

Culture is a very broad field which covers almost all activities performed to produce goods or provide services of importance for culture. Number of people employed in culture, level of public and private funds engaged, as well as mass participation in cultural activities all suggest that existence of relevant statistical information is a necessity.

Cultural industry, often also called “creative” or industry “based on copyrights”, includes a wide array of economic activities, and these are: architecture, crafts and designer furniture, fashion clothing, film, video and other audiovisual production, graphic design, educational and leisure software, live and recorded music, performing arts and entertainment, television, radio and internet broadcasting, visual arts and antiques, publishing and advertising.

This is why another purpose of this survey is to update main data on business entities registered to perform activities in the field of culture in the Statistical Business Register, as well as to analyse the situation in cultural industries themselves.

● Sources of data

Observing units, that is, sources of data for this survey, are all units registered to perform one or more activities in the field of culture, and which are present in the Statistical Business Register, except individual entrepreneurs/tradesmen.

This survey covers 64 classes of activities in the field of culture, including the activity of citizens associations in the field of culture. All these activities are in accordance with the Classification of Activities of Bosnia and Herzegovina 2012 (KD BiH 2010) which is harmonised with the Statistical Classification of Economic Activities in the European Union NACE Rev.2, and are in the field of culture according to the UNESCO’s Framework for Statistics. While carrying out this survey, classes (at 4 digits) and subclasses (at 6 digits) of activities in the field of culture were used. In the structure of the KD BiH 2010 code system class is the fourth level (four-digit number). For the needs of cultural statistics, classification into subclasses (six-digit number) was done, and the Excerpt from the Classification of Activities of Bosnia and Herzegovina for the field of culture was prepared¹.

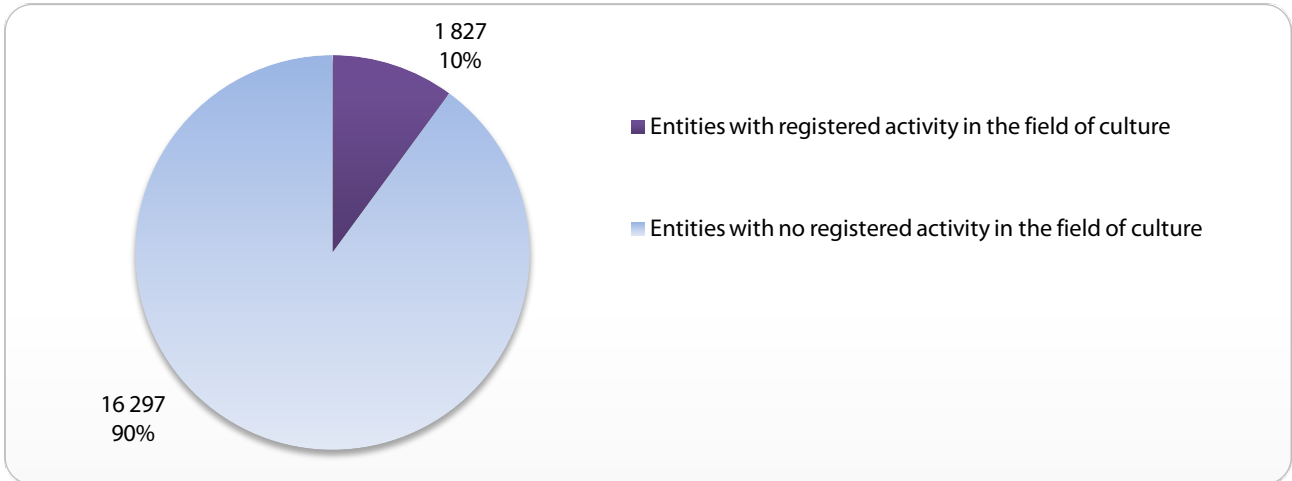
Republika Srpska Institute of Statistics carried out the survey on 1 827 business entities in Republika Srpska, which were registered in the Statistical Business Register to perform one or more activities in the field of culture, as of 31st December 2010.

The analysis is as of 31st December 2010.

¹ For better understanding of the meaning of classes in the Classification of Activities of Bosnia and Herzegovina 2010, refer to the structure and coding system in the KD BiH 2010, pages 32 and 33.

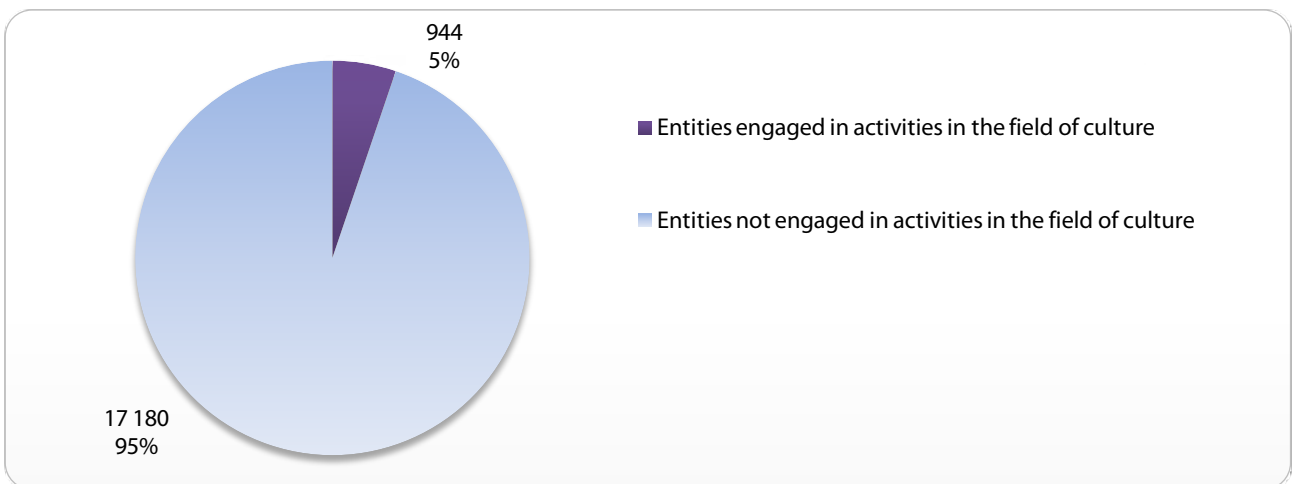
Survey results overview

Main data



Graph 1. Entities registered to perform activities in the field of culture in the Statistical Business Register in Republika Srpska, as of 31st December 2010

Out of the total number of business entities in the Statistical Business Register, this survey covered 1 827 business entities registered to perform main and/or secondary activities in the field of culture, and this was 10% of the total number, while the remaining 90% were entities not engaged in culture (Graph 1).



Graph 2. Entities engaged in cultural activities according to the survey

Results of the survey which was carried out show that 5% of business entities in Republika Srpska were engaged in activities in the field of culture, while the remaining 95% of business entities were not engaged in this activity (Graph 2).

Table 1. Number of entities which completed the questionnaire and number of entities which did not complete the questionnaire

		Total	%
Observed business entities		1 827	100,00
out of which	Entities which completed the questionnaire ¹	1 182	64,70
	Entities which did not complete the questionnaire ²	645	35,30

¹ Number of entities which completed the questionnaire covers business entities which submitted completed questionnaires, regardless of being engaged in cultural activities during the observation period or not.

² Number of entities which did not complete the questionnaire covers business entities which did not submit the questionnaire and those which submitted incomplete questionnaires.

Out of the total number of observed entities in the field of culture, 65% submitted completed questionnaires, while 35% of those either did not submit the questionnaire or submitted incomplete questionnaires (Table 1).

Table 2. Number of entities engaged in activities in the field of culture and number of entities not engaged in activities in the field of culture

		Total	%
Entities which completed the questionnaire		1 182	100,00
out of which	Entities engaged in activities in the field of culture	944	79,86
	Entities not engaged in activities in the field of culture	238	20,14

Out of the total number of entities which submitted completed questionnaires, 80% were engaged in cultural activities, while 20% of those were not engaged in activities in the field of culture, even though they were registered in the Statistical Business Register as entities engaged in cultural activities (Table 2).

Table 3. Number of entities with main and/or secondary activities in the field of culture

		Total	%
Entities engaged in activities in the field of culture		944	100,00
out of which	Entities with main activity in the field of culture	919	97,35
	Entities with secondary activity in the field of culture	25	2,64

Table 3. shows that out of the total number of 944 entities engaged in culture, 97% were entities with main activity in the field of culture, while 3% were those with secondary cultural activity and their main activity was not culture.

Table 4. Number of entities which did not complete the questionnaire and reasons for not completing it

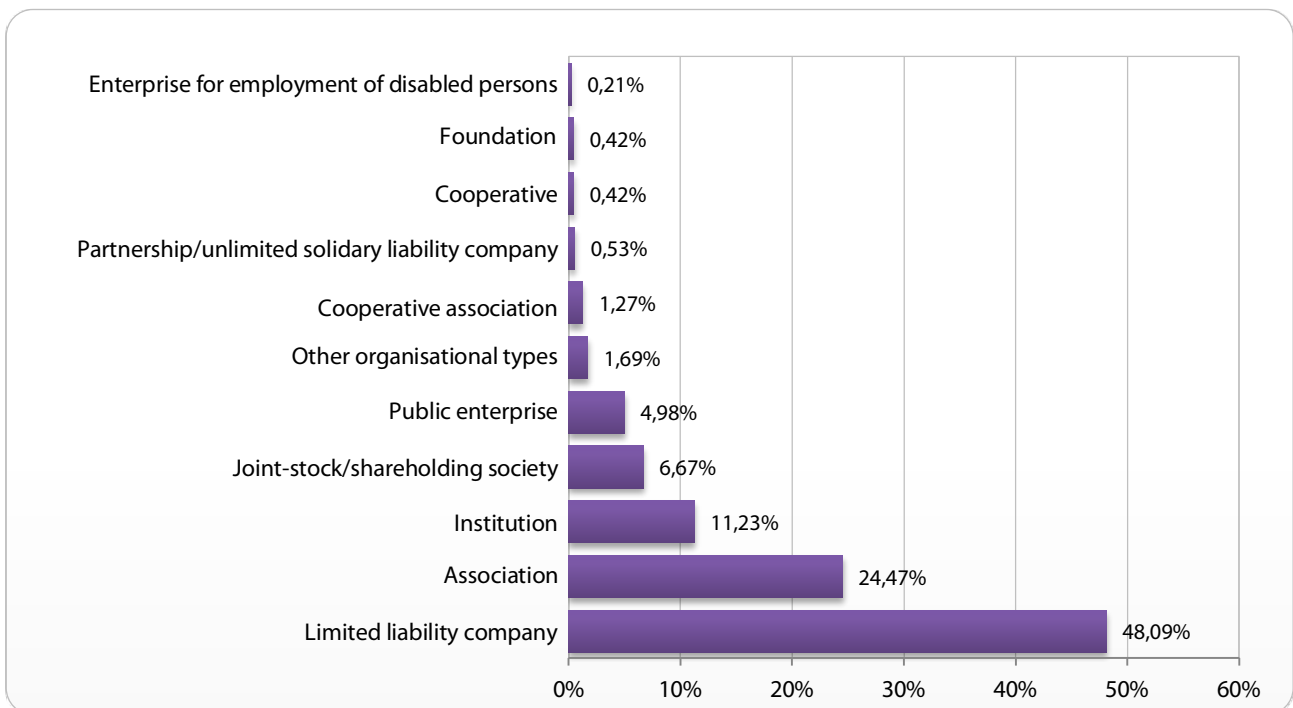
		Total	%
Entities which did not complete the questionnaire		645	100,00
Reason for not completing the questionnaire	address unknown	171	26,51
	liquidation (bankruptcy)	13	2,02
	not engaged in cultural activities	29	4,50
	refused to cooperate	117	18,14
	dissolved	96	14,88
	reason unknown	219	33,95

The most common reasons for not completing the questionnaire were unknown reason and unknown address, and these represent over 60% of the total number of questionnaires which were not completed. Entities under liquidation dissolved entities participated with 17% in this number, while the remaining questionnaires which were not completed were result of entities not being engaged in cultural activity or refusing to cooperate, 23% (Table 4).

Table 5. Number of entities by number of activities, by class and subclass

Number of activities	Укупно субјеката	
	within the class	within the subclass
One	795	784
Two	90	89
Three	29	36
Four	20	23
Five	8	8
Six or more	2	4

Out of the total number of 944 business entities engaged in cultural activities, the highest number was engaged in only one activity from the field of culture, while the number of entities engaged in two, three or more activities in the field of culture within classes and subclasses was significantly lower (Table 5).



Graph 3. Entities in the field of culture by legal form in Republika Srpska

The most common legal forms of business entities engaged in cultural activities were limited liability companies 48%, followed by associations 25% and institutions 11% (Graph 3).

• Employed persons

Data on employed persons refer to persons who were employed on a temporary or permanent basis, full-time or part-time. (Personnel records of business entities as of 31st December 2010).

This number does not include persons engaged as external associates (based on service contracts, copyright agreements, contracts for temporary and occasional jobs, and volunteers). Persons engaged as external associates are included in Table 10.

Table 6. Number of employed persons in the field of culture by sex

	Total number of entities in the field of culture	Number of employed persons				
		total	female	%	male	%
Total	944	11 061	5 102	46,13	5 959	53,87

According to the survey results, there were 11 061 persons engaged in business activities in the field of culture, out of which 46% were female (Table 6).

Table 7. Number of employed persons in culture by type of employment, by working hours and by sex

Type of employment	Employed persons							
	total		female		employed full-time		employed part-time	
	all	%	all	%	all	female	all	female
TOTAL	11 061	100,00	5 102	46,13	10 934	5 042	127	60
Managerial staff	957	8,65	318	33,23	928	310	29	8
Administrative staff	2 229	20,15	1 560	69,99	2 209	1 546	20	14
Professional staff	5 460	49,36	2 260	41,39	5 387	2 225	73	35
Technical and supporting staff	2 415	21,84	964	39,92	2 410	961	5	3

For purpose of this survey, employed persons were classified into four main categories, and these are the following: managerial staff (director, deputy director, manager), administrative staff (communications department, financial department, administrative department, etc.), professional staff (engaged in work concerning activities of the business entity), and technical and supporting staff (technician, driver, messenger, cleaner, janitor, etc.).

In Republika Srpska, approximately 49% of persons employed in the field of culture were professional workers (out of which 41% were female), approximately 22% technical and supporting staff, approximately 20% administrative staff, and approximately 9% managerial staff. The highest number of women were employed as administrative staff (70%), while the lowest number were employed as managerial staff (33%) (Table 7).

Table 8. Number of employed persons in culture by age group and by sex

Age group	Employed persons							
	total		female		director/manager ¹			
	all	%	all	%	all	%	female	%
TOTAL	11 061	100,00	5 102	100,00	944	100,00	238	100,00
15 to 18 years of age	12	0,11	-	-	-	-	-	-
19 to 29 years of age	1 788	16,16	826	16,19	48	5,08	17	7,14
30 to 39 years of age	3 452	31,21	1 609	31,54	205	21,72	61	25,63
40 to 49 years of age	3 102	28,04	1 498	29,36	220	23,31	66	27,73
50 to 59 years of age	2 353	21,27	1 042	20,42	296	31,36	74	31,09
over 60 years of age	354	3,20	127	2,49	122	12,92	14	5,88
unknown	-	-	-	-	53	5,61	6	2,52

¹ Data on sex of director were not given by 51 business entities

The highest number of employed persons in culture was in the age group between 30 and 39 years of age, which was also the most common age group among employed women. The most common age group among directors/managers of business entities was between 50 and 59 years of age, while among women the most common age group was between 40 and 49 years of age (Table 8).

Table 9. Number of employed persons in culture by level of educational attainment and by sex

Level of educational attainment	Employed persons							
	total		female		директор/руководилац			
	all	%	all	%	all	%	female	%
TOTAL	11 061	100,00	5 102	100,00	944	100,00	238	100,00
Doctor of Science	22	0,20	2	0,04	14	1,48	2	0,84
Master of Science	50	0,45	16	0,31	29	3,07	4	1,68
Master	37	0,33	19	0,37	15	1,59	3	1,26
University degree	2 688	24,30	1 264	24,77	432	45,76	121	50,84
Bachelor's degree	-	-	-	-	-	-	-	-
Two-year college	737	6,66	418	8,19	110	11,65	29	12,18
Highly skilled	608	5,50	100	1,96	16	1,69	1	0,42
Secondary education	5 020	45,38	2 400	47,04	256	27,12	70	29,41
Skilled	1 291	11,67	494	9,68	8	0,85	2	0,84
Lower level education	99	0,90	54	1,06	-	-	-	-
Semi-skilled	110	0,99	71	1,39	-	-	-	-
Unskilled	399	3,61	264	5,17	-	-	-	-
Unknown	-	-	-	-	64	6,78	6	2,52

By level of educational attainment, the highest percentage of employed persons were those with completed secondary education with 45%, followed by those with university degree 24% and qualified workers 12%. Approximately 46% of directors/managers had a university degree, 27% had completed secondary education, and 12% two-year college education. Educational attainment of employed women is generally in line with educational attainment of all persons employed in culture (Table 9).

Table 10. Number of hired external associates and volunteers in culture by sex

	Hired	
	all	female
TOTAL	1 581	613
External associates ¹	1 197	397
Volunteers	384	216

¹ Service contracts/copyright agreements/ contracts for temporary and occasional jobs and contracts signed with youth and student services.

Out of the total number of hired external associates in the field of culture, 76% were external associates under service contracts/copyright agreements/ contracts for temporary and occasional jobs, while 24% were volunteers. The percentage of women among external associates was 65% (Table 10).

● Economic data

This chapter provides data obtained through the survey, which refer to income, expenditure, trade with foreign countries and inclusion in the VAT system, for business entities engaged in cultural activities in Republika Srpska.

Table 11. Total income of business entities

Type of income		Amount, KM	Structure (%)	
TOTAL		1 180 383 152,36	100,00	
From sale of	goods	155 958 100,96	13,21	
	services	895 547 854,17	75,87	
	products	44 284 979,82	3,75	
Other income	subsidies	3 256 763,30	0,28	
	rent and fee	15 817 443,70	1,34	
	from dedicated funding sources (of public funding)	state	20 245 755,42	1,72
		entities	10 520 636,00	0,89
		district	-	-
		cantons	25 890,00	0,00
		municipalities	12 486 110,81	1,06
	donations	4 710 986,45	0,40	
	sponsorship	1 900 877,00	0,16	
	other	15 627 754,73	1,32	

In the total income of entities engaged in activities in the field of culture, income from sale of services was 76%, income from sale of goods was 13%, income from other sources was 7%, and from sale of products 4%. Share of dedicated funding sources for entities in the total income was approximately 4% (Table 11).

Table 12. Total expenditure of budgetary users

Type of expenditures		Amount, KM	Structure (%)
TOTAL		50 216 188,58	100,00
Expenditure on wages and compensation of employees	TOTAL – Expenditure on wages and compensation of employees (accounted)	33 457 018,97	66,63
	Gross wages and compensation of employees	30 576 072,49	
	Employee allowances	2 067 788,96	
	Taxes and contributions on other personal income	813 157,52	
Materials and services costs	TOTAL – Materials and services costs	13 641 567,39	27,17
	Travel expenses	746 240,06	
	Cost of energy	2 125 715,08	
	Cost of public utility and communication services	1 067 920,69	
	Purchase of materials	4 474 347,05	
	Cost of transport services and fuel	615 999,24	
	Lease of property and equipment	325 078,12	
	Expenditure on current maintenance	815 134,37	
	Cost of insurance, banking and payment services	247 210,75	
	Contracted services	3 223 922,03	
Depreciation expenditure	TOTAL – Depreciation expenditure	1 475 399,52	2,94
Other		1 642 202,70	3,27

Expenditure of budgetary users engaged in activities in the field of culture mainly referred to expenditure on wages and compensation of employees, approximately 67%, while 27% referred to materials and services costs (Table 12).

Table 13. Total expenditure of extrabudgetary users

Type of expenditures	Amount, KM	Structure (%)
TOTAL	889 847 453,38	100,00
Expenditure on wages, compensation of employees and other personal expenses	173 517 020,63	19,50
Expenditure on compensation of service contracts, copyright agreements, contracts for temporary and occasional jobs	8 095 456,28	0,91
Purchase value of sold goods	124 307 732,97	13,97
Cost of raw materials, materials and overhead materials	84 300 465,34	9,47
Cost of fuel and energy	22 505 350,48	2,53
Expenditure on production services	287 500 106,07	32,31
Non-material costs	52 630 053,25	5,92
Depreciation expenditure	136 991 268,36	15,39

The largest part of expenditure of extrabudgetary users referred to expenditure on production services 32%, followed by expenditure on wages, compensation of employees and other personal expenses 20%, depreciation expenditure 15%, and then expenditure on purchase value of sold goods, non-material costs, cost of fuel and energy, and expenditure on compensation of contracts.

Total expenditure of budgetary and extrabudgetary users (of business entities) engaged in activities in the field of culture in Republika Srpska covered 80% of their total income.

Table 14. Gross Value Added in cultural activities

	Amount, KM
Gross Domestic Product (GDP), 2010 ¹	8 308 120 000,00
Gross Value Added in cultural activities	578 553 852,30
Share of cultural activities in GDP, %	6,96

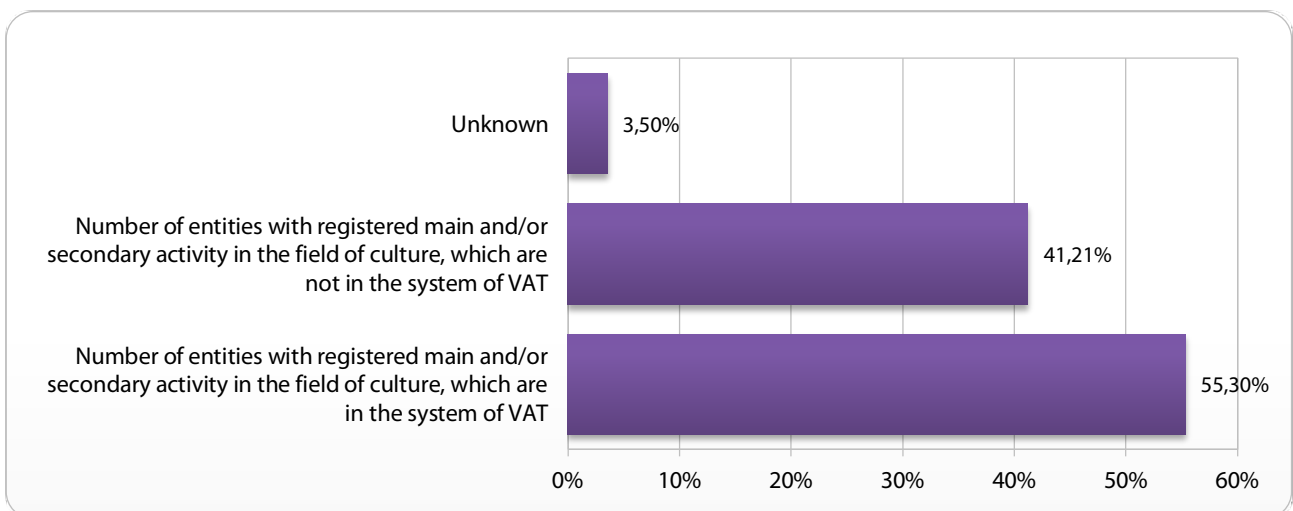
¹ Gross Domestic Product (GDP), 2010 – National Accounts statistics

According to the survey, Gross Value Added of business entities engaged in cultural activities participated with 6.96% in total Gross Domestic Product, which shows that cultural activity played an important role in the total development of Republika Srpska.

Table 15. Trade with foreign countries

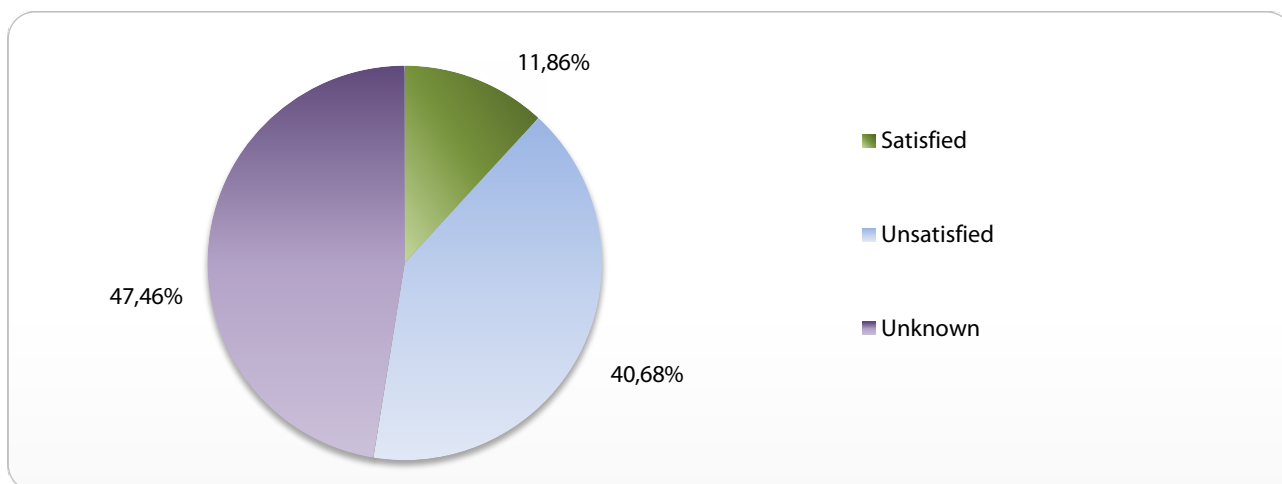
	Amount, KM
Import	55 534 692,55
Export	18 073 705,16

In Republika Srpska, import was 3 times higher than export in entities engaged in activities in the field of culture.



Graph 4. Inclusion of entities in the VAT system

In the VAT system there were 55% of business entities engaged in activities in the field of culture, approximately 76% of entities were limited liability companies, and approximately 11% were joint-stock/shareholding societies.



Graph 5. Satisfaction of entities with the amount of allocated funds from the budget

In Republika Srpska, 41% of business entities from the field of culture stated that they were not satisfied with allocated funds from public funding sources, 12% were satisfied, while the highest percentage (47%) was that of those which did not answer this question.

Table 16. Entities' awareness of public procurements for cultural activities carried out by public institutions

	Постотак информисања субјеката (%)
TOTAL	100,00
Ministry informs us on public procurements regularly	3,60
Webpages of ministries provide all information on public procurements	15,68
Information on public procurements are obtained via official gazettes/newspapers	8,26
We receive partial information only	23,09
We receive no information on public procurements	20,98
Other	2,75
Unknown	25,64

Data on entities' awareness of public procurements for cultural activities carried out by public institutions show that approximately 23% of business entities in the field of culture did not have complete information on public procurements for activities in the field of culture, while approximately 28% of entities claimed that they were informed on public procurements regularly.

Table 17. Number of entities engaged in an activity in the field of culture by class of activities and by number of employed persons

ON	Code by KD BiH 2010	Class of activities	Entities engaged in cultural activities by class of activities	Employed persons			
				total	female	owners and co-owners, family members employed in the business entity	
						all	female
	TOTAL		1 194	11 061	5 102	586	211
1.	18.12	Other printing services	28	310	132	41	19
2.	18.13	Pre-press and pre-media services	7	48	19	9	3
3.	18.14	Binding and related services	5	41	25	-	-
4.	18.20	Reproduction services of recorded media	3	35	1	4	-
5.	32.13	Manufacture of imitation jewellery (bijouterie) and related articles	1	-	-	-	-
6.	46.47	Wholesale trade of furniture, carpets and lighting equipment	13	72	20	17	8
7.	46.48	Wholesale trade of watches and jewellery	4	23	13	5	2
8.	47.43	Retail trade of audio and video equipment in specialised stores	4	5	3	2	1
9.	47.61	Retail trade of books in specialised stores	15	70	46	9	4
10.	47.62	Retail trade of newspapers and stationery in specialised stores	28	391	294	17	5
11.	47.63	Retail trade of music and video recordings in specialised stores	2	3	1	1	-
12.	47.78	Other retail trade of new goods in specialised stores	10	64	44	10	5
13.	47.79	Retail trade of second-hand goods in specialised stores	9	61	50	9	3
14.	47.91	Retail trade via mail order houses or via Internet	1	1	-	1	-
15.	55.10	Hotels and similar accommodation	80	1 495	828	87	35
16.	55.20	Holiday and other short-stay accommodation	5	89	40	1	-
17.	55.30	Camping grounds and campsites	2	4	1	1	-
18.	55.90	Other accommodation	10	425	253	-	-
19.	58.11	Publishing of books	31	134	77	7	2
20.	58.13	Publishing of newspapers	18	397	212	7	3
21.	58.14	Publishing of journals and periodicals	17	73	46	6	3
22.	58.19	Other publishing services	11	32	8	4	2
23.	58.21	Renting of computer games	1	-	-	-	-
24.	58.29	Publishing of other software	4	11	2	5	1
25.	59.11	Motion picture, video and television programme activities	7	45	21	4	2
26.	59.12	Motion picture, video and television post-production activities	1	1	1	-	-
27.	59.13	Motion picture, video and television programme distribution activities	4	16	8	1	-
28.	59.14	Motion picture projection activities	17	49	16	2	1
29.	59.20	Sound recording and music publishing activities	11	35	16	5	1

Table 17. Number of entities engaged in an activity in the field of culture by class of activities and by number of employed persons – continued

ON	Code by KD BiH 2010	Class of activities	Entities engaged in cultural activities by class of activities	Employed persons			
				total	female	owners and co-owners, family members employed in the business entity	
						all	female
30.	60.10	Radio programme broadcasting	39	262	130	14	5
31.	60.20	Television programme broadcasting	17	864	319	17	7
32.	61.10	Wired telecommunications activities	8	1 705	457	6	1
33.	61.20	Wireless telecommunications activities	17	628	316	12	2
34.	61.30	Satellite telecommunications activities	4	278	199	1	-
35.	63.91	News agency activities	3	100	56	1	-
36.	63.99	Other information service activities n.e.c.	3	13	2	-	-
37.	71.11	Architectural activities	92	544	211	109	36
38.	71.12	Engineering activities and related technical consultancy	116	960	274	112	38
39.	72.20	Research and experimental development in social sciences and humanities	6	8	1	1	-
40.	73.11	Advertising agencies (commercials and propaganda)	30	94	44	15	4
41.	73.12	Media representation services	4	9	4	2	1
42.	74.10	Specialised design activities	7	20	6	4	2
43.	74.20	Photographic services	1	-	-	-	-
44.	77.22	Renting of video tapes and discs	1	1	-	-	-
45.	79.11	Travel agency activities	29	105	45	23	11
46.	79.12	Tour operator activities	10	22	12	7	3
47.	79.90	Other reservation services and related activities	5	30	15	-	-
48.	85.52	Education and teaching in the field of culture	47	451	291	3	1
49.	90.01	Performing arts	129	150	67	-	-
50.	90.02	Support activities to performing arts	32	81	32	-	-
51.	90.03	Artistic creation	33	19	8	-	-
52.	90.04	Operation of arts facilities	17	86	36	-	-
53.	91.01	Libraries and archives activities	57	351	259	-	-
54.	91.02	Museums activities	14	133	72	-	-
55.	91.03	Operation services of historical sites and buildings and similar visitor attractions	9	32	15	-	-
56.	91.04	Activities of botanical and zoological gardens and nature reserves	3	77	14	-	-
57.	93.21	Activities of amusement and theme parks	2	3	1	-	-
58.	93.29	Other amusement and recreation activities	53	94	35	4	-
59.	94.99	Activities of other membership organisations n.e.c.	57	11	4	-	-

In accordance with the Classification of Activities of Bosnia and Herzegovina 2010, Table 15. provides an overview of representation of activities from the field of culture by class. Analysis showed that in Republika Srpska there were no business entities engaged in the following activities in the field of culture:

- Manufacture of consumer electronics;
- Manufacture of coins;
- Manufacture of musical instruments;
- Manufacture of jewellery and related articles;
- Web portals.

The highest number of entities were engaged in the following activities:

- Performing arts;
- Engineering activities and related technical consultancy;
- Architectural activities;
- Hotels and similar accommodation;
- Libraries and archives activities;
- Activities of other membership organisations n.e.c. (in the field of culture only);
- Education and training in the field of culture.

Table 18. Number of entities with main and/or secondary activities in the field of culture by activity at 6 digits, by number of persons employed, and by number of owners and co-owners by sex

ON	Code by KD BiH 2010	Subclass of the activity	Entities by subclass of activities	Employed persons			
				total	female	owners and co-owners, family members employed in the business entity	
						all	female
	TOTAL		1 226	11 061	5 102	586	211
	18.12	Other printing services					
1.	18.12.11	Printing services for postage stamps, taxation stamps, documents of titles, smart cards, cheques and other security papers and the like	1	8	1	1	-
2.	18.12.12	Printing services for advertising catalogues, prospects, posters and other printed advertising	7	60	22	14	6
3.	18.12.13	Printing services for journals and periodicals, appearing less than four times a week	4	22	11	-	-
4.	18.12.14	Printing services for books, maps, hydrographic or similar charts of all kinds, pictures, designs and photographs, postcards	6	79	37	5	2
5.	18.12.15	Printing services for labels and tags	1	3	1	-	-
6.	18.12.19	Other printing activities n.e.c.	12	138	60	21	11
	18.13	Pre-press and pre-media services					
7.	18.13.10	Pre-press services	7	48	19	9	3
	18.14	Binding and related services					
8.	18.14.10	Binding and related services	5	41	25	-	-
	18.20	Reproduction services of recorded media					
9.	18.20.10	Reproduction of recorded media	2	34	1	3	-
10.	18.20.30	Reproduction of software	1	1	-	1	-
	32.13	Manufacture of imitation jewellery (bijouterie) and related articles					
11.	32.13.10	Manufacture of imitation jewellery (bijouterie) and related articles	1	-	-	-	-
	46.47	Wholesale trade of furniture, carpets and lighting equipment					
12.	46.47.11	Wholesale trade of household furniture	9	55	14	11	6
13.	46.47.12	Wholesale trade of lighting equipment	1	3	1	3	1
14.	46.47.13	Wholesale trade of carpets and rugs	4	14	5	3	1
	46.48	Wholesale trade of watches and jewellery					
15.	46.48.10	Wholesale trade of watches and jewellery	4	23	13	5	2
	47.43	Retail trade of audio and video equipment in specialised stores					
16.	47.43.12	Retail trade of audio and video equipment	3	3	2	2	1
17.	47.43.13	Retail trade of CD and DVD equipment	1	2	1	-	-
	47.61	Retail trade of books in specialised stores					
18.	47.61.10	Retail trade of books in specialised stores	15	70	46	9	4

Table 18. Number of entities with main and/or secondary activities in the field of culture by activity at 6 digits, by number of persons employed, and by number of owners and co-owners by sex – continued

ON	Code by KD BiH 2010	Subclass of the activity	Entities by subclass of activities	Employed persons			
				total	female	owners and co-owners, family members employed in the business entity	
						all	female
	47.62	Retail trade of newspapers and stationery in specialised stores					
19.	47.62.10	Retail trade of newspapers and stationery in specialised stores	28	391	294	17	5
	47.63	Retail trade of music and video recordings in specialised stores					
20.	47.63.12	Retail trade of compact discs (CDs)	2	3	1	1	-
	47.78	Other retail trade of new goods in specialised stores					
21.	47.78.11	Retail trade of photographic equipment	2	7	4	2	1
22.	47.78.12	Retail trade of souvenirs, craftwork and religious articles	4	10	9	4	2
23.	47.78.13	Retail trade services of commercial art galleries (artwork)	4	47	31	4	2
	47.79	Retail trade of second-hand goods in specialised stores					
24.	47.79.19	Retail trade of other second-hand goods	9	61	50	9	3
	47.91	Retail trade via mail order houses or via Internet					
25.	47.91.11	Retail trade via mail order houses	1	1	-	1	-
	55.10	Hotels and similar accommodation					
26.	55.10.10	Room or unit accommodation services for visitors, with daily housekeeping (except time-share)	80	1 495	828	87	35
	55.20	Holiday and other short-stay accommodation					
27.	55.20.11	Room or unit accommodation services for visitors in youth hostels and holiday cabins	2	74	35	1	-
28.	55.20.12	Room or unit accommodation services for visitors in time-share properties	1	4	1	-	-
29.	55.20.19	Other room or unit accommodation services for visitors, without daily housekeeping	2	11	4	-	-
	55.30	Camping grounds and campsites					
30.	55.30.11	Camping ground services	1	4	1	1	-
31.	55.30.12	Recreational and vacation camp services	1	-	-	-	-
	55.90	Other accommodation					
32.	55.90.11	Room or unit accommodation services for students in student residences and school dormitories	9	415	246	-	-
33.	55.90.19	Other accommodation services n.e.c.	1	10	7	-	-
	58.11	Publishing of books					
34.	58.11.11	Printed educational textbooks	7	93	48	3	1

Table 18. Number of entities with main and/or secondary activities in the field of culture by activity at 6 digits, by number of persons employed, and by number of owners and co-owners by sex – continued

ON	Code by KD BiH 2010	Subclass of the activity	Entities by subclass of activities	Employed persons			
				total	female	owners and co-owners, family members employed in the business entity	
						all	female
35.	58.11.12	Printed professional, technical and scholarly books	5	8	7	2	1
36.	58.11.15	Printed atlases and other books with maps	1	1	-	-	-
37.	58.11.19	Other printed books, brochures, leaflets and the like	16	24	14	2	-
38.	58.11.20	Books on disc, tape or other physical media	1	2	2	-	-
39.	58.11.50	Publishing of books on a fee or contract basis	1	6	6	-	-
58.13 Publishing of newspapers							
40.	58.13.10	Printed newspapers	17	395	210	7	3
41.	58.13.31	Advertising space in newspapers, printed	1	2	2	-	-
58.14 Publishing of journals and periodicals							
42.	58.14.11	Printed general interest journals and periodicals	11	18	11	4	3
43.	58.14.12	Printed business, professional and academic journals and periodicals	3	53	35	1	-
44.	58.14.19	Other printed journals and periodicals	3	2	-	1	-
58.19 Other publishing services							
45.	58.19.11	Printed postcards, greeting cards and the like	1	1	-	-	-
46.	58.19.12	Printed pictures, designs and photographs	2	9	-	-	-
47.	58.19.15	Printed trade advertising material, commercial catalogues and the like	4	6	2	2	1
48.	58.19.19	Other printed matter	4	16	6	2	1
58.21 Renting of computer games							
49.	58.21.10	Computer games, packaged	1	-	-	-	-
58.29 Publishing of other software							
50.	58.29.11	Operating systems, packaged	2	3	1	2	1
51.	58.29.13	Database management software, packaged	1	7	1	2	-
52.	58.29.29	Other application software, packages	1	1	-	1	-
59.11 Motion picture, video and television programme activities							
53.	59.11.13	Other television programme production services	4	30	14	-	-
54.	59.11.21	Motion picture, video and television programme originals	2	14	7	3	2
55.	59.11.23	Films and other video content on disc, tape or other physical media	1	1	-	1	-
59.12 Motion picture, video and television post-production activities							
56.	59.12.19	Other motion picture, video and television programme post-production services	1	1	1	-	-
59.13 Motion picture, video and television programme distribution activities							
57.	59.13.11	Licensing services for film rights and their revenues	1	3	3	-	-

Table 18. Number of entities with main and/or secondary activities in the field of culture by activity at 6 digits, by number of persons employed, and by number of owners and co-owners by sex – continued

ON	Code by KD BiH 2010	Subclass of the activity	Entities by subclass of activities	total	Employed persons		
					female	owners and co-owners, family members employed in the business entity	
						all	female
58.	59.13.12	Motion picture, video and television programme distribution services	3	13	5	1	-
	59.14	Motion picture projection activities					
59.	59.14.10	Motion picture projection services in cinemas and other facilities for motion picture projection	17	49	16	2	1
	59.20	Sound recording and music publishing activities					
60.	59.20.11	Sound recording services	5	23	12	4	1
61.	59.20.12	Live recording services	1	1	1	-	-
62.	59.20.22	Radio programme originals	5	11	3	1	-
	60.10	Radio programme broadcasting					
63.	60.10.11	Radio programme broadcasting	24	181	86	8	4
64.	60.10.12	Radio programme originals broadcasting	15	75	40	6	1
65.	60.10.30	Radio advertising time	4	6	4	-	-
	60.20	Television programme broadcasting					
66.	60.20.11	On-line television programming and broadcasting services, except by subscription	1	1	1	-	-
67.	60.20.12	Other television programming and broadcasting services, except by subscription	8	206	72	6	2
68.	60.20.13	On-line television subscription programming and broadcasting services	1	12	5	1	-
69.	60.20.14	Other television subscription programming and broadcasting services	1	1	1	-	-
70.	60.20.20	Television broadcasting originals	3	34	10	6	3
71.	60.20.31	Television channel programmes, except for subscription television	3	94	34	4	2
72.	60.20.32	Subscription television channel programmes	1	511	194	-	-
73.	60.20.40	Television advertising time	2	5	2	-	-
	61.10	Wired telecommunications activities					
74.	61.10.13	Private network services for wired telecommunications systems	2	12	3	2	-
75.	61.10.20	Carrier services for wired telecommunications	2	11	2	1	-
76.	61.10.30	Data transmission services over wired telecommunications networks	2	1 610	440	1	-
77.	61.10.43	Broadband Internet access services over wired networks	1	10	-	-	-
78.	61.10.52	Home programme distribution services over wired infrastructure, discretionary programming package	3	62	12	2	1
	61.20	Wireless telecommunications activities					
79.	61.20.11	Mobile telecommunications services – access and use	5	522	283	1	-

Table 18. Number of entities with main and/or secondary activities in the field of culture by activity at 6 digits, by number of persons employed, and by number of owners and co-owners by sex – continued

ON	Code by KD BiH 2010	Subclass of the activity	Entities by subclass of activities	Employed persons			
				total	female	owners and co-owners, family members employed in the business entity	
						all	female
80.	61.20.12	Mobile telecommunications services – calling features	1	11	1	-	-
81.	61.20.13	Private network services for wireless telecommunications systems	1	2	1	2	1
82.	61.20.20	Carrier services for wireless telecommunications	4	32	18	-	-
83.	61.20.30	Data transmission services over wireless telecommunications networks	2	8	-	3	-
84.	61.20.42	Broadband Internet access services over wireless networks	1	6	-	2	-
85.	61.20.49	Other wireless Internet telecommunications services	3	43	12	4	1
86.	61.20.50	Home programme distribution services over wireless networks	2	4	1	-	-
	61.30	Satellite telecommunications activities					
87.	61.30.10	Satellite telecommunications services, except home programme distribution services via satellite	3	262	195	-	-
88.	61.30.20	Home programme distribution services via satellite	2	16	4	1	-
	63.91	News agency activities					
89.	63.91.11	News agency services to newspapers and periodicals	3	100	56	1	-
	63.99	Other information service activities n.e.c.					
90.	63.99.10	Other information services, n.e.c.	3	13	2	-	-
	71.11	Architectural activities					
91.	71.11.10	Plans and drawings for architectural purposes	32	140	46	40	13
92.	71.11.21	Architectural services for residential building projects	24	123	52	24	9
93.	71.11.22	Architectural services for non-residential building projects	3	21	4	1	1
94.	71.11.24	Architectural advisory services	29	238	100	41	11
95.	71.11.31	Urban planning services	3	9	4	-	-
96.	71.11.33	Project site master planning services	2	13	5	3	2
	71.12	Engineering activities and related technical consultancy					
97.	71.12.11	Engineering advisory services	54	455	124	50	19
98.	71.12.12	Engineering services for building projects	29	198	73	27	11
99.	71.12.13	Engineering services for power projects	4	118	23	6	1
100.	71.12.16	Engineering services for water, sewerage and drainage projects	4	23	1	3	-
101.	71.12.17	Engineering services for industrial and manufacturing projects	3	4	-	2	-

Table 18. Number of entities with main and/or secondary activities in the field of culture by activity at 6 digits, by number of persons employed, and by number of owners and co-owners by sex – continued

ON	Code by KD BiH 2010	Subclass of the activity	Entities by subclass of activities	Employed persons			
				total	female	owners and co-owners, family members employed in the business entity	
						all	female
102.	71.12.18	Engineering services telecommunications and broadcasting projects	4	14	7	3	-
103.	71.12.19	Engineering activities for other projects	4	26	5	3	1
104.	71.12.20	Project management services for construction projects	2	12	2	3	1
105.	71.12.31	Geological and geophysical consulting services	9	78	28	10	3
106.	71.12.32	Geophysical services	1	10	2	2	1
107.	71.12.34	Surface surveying services	4	22	9	3	1
	72.20	Research and experimental development in social sciences and humanities					
108.	72.20.11	Research and experimental development services in economics and business	1	1	-	-	-
109.	72.20.12	Research and experimental development services in psychology	1	-	-	-	-
110.	72.20.19	Research and experimental development services in other social sciences	2	1	-	1	-
111.	72.20.21	Research and experimental development services in languages and literature	1	5	1	-	-
112.	72.20.29	Other research and experimental development services in humanities	1	1	-	-	-
	73.11	Advertising agencies (commercials and propaganda)					
113.	73.11.11	Full service advertising services	21	71	33	12	3
114.	73.11.13	Advertising design and concept development services	2	8	6	1	-
115.	73.11.14	Other advertising services	7	15	5	2	1
	73.12	Media representation services					
116.	73.12.12	Sale of TV/radio advertising space or time on a fee or contract basis	2	2	1	-	-
117.	73.12.14	Sale of events related advertising	1	5	2	2	1
118.	73.12.19	Other sale of advertising space or time on a fee or contract basis	1	2	1	-	-
	74.10	Specialised design activities					
119.	74.10.11	Interior design services	2	1	1	1	1
120.	74.10.19	Other specialised design services	5	19	5	3	1
	74.20	Photographic services					
121.	74.20.19	Other photographic plates and film, exposed and developed	1	-	-	-	-
	77.22	Renting of video tapes and discs					
122.	77.22.10	Renting of video tapes and discs	1	1	-	-	-

Table 18. Number of entities with main and/or secondary activities in the field of culture by activity at 6 digits, by number of persons employed, and by number of owners and co-owners by sex – continued

ON	Code by KD BiH 2010	Subclass of the activity	Entities by subclass of activities	Employed persons			
				total	female	owners and co-owners, family members employed in the business entity	
						all	female
79.11		Travel agency activities					
123.	79.11.11	Reservation services for airlines	1	1	-	-	-
124.	79.11.13	Reservation services for buses	8	29	10	8	3
125.	79.11.19	Other travel agency services for transport reservations	10	46	17	6	3
126.	79.11.21	Reservation services for accommodation	9	13	10	6	3
127.	79.11.23	Reservation services for package tours	3	16	8	3	2
79.12		Tour operator activities					
128.	79.12.11	Tour operator services for arranging and assembling tours	4	14	9	6	3
129.	79.12.12	Tour managers services	6	8	3	1	-
130.	79.90.11	Tourism promotion services	3	11	6	-	-
79.90		Other reservation services and related activities					
131.	79.90.12	Visitor information services	2	2	1	-	-
132.	79.90.20	Tourist guide services	1	1	-	-	-
133.	79.90.39	Reservation services for event tickets, entertainment and recreational services and other reservation services n.e.c.	1	16	8	-	-
85.52		Education and teaching in the field of culture					
134.	85.52.11	Dancing schools and dance instructors services	7	11	6	-	-
135.	85.52.12	Music schools and music instructors services	12	377	246	1	-
136.	85.52.19	Other cultural education services	28	63	39	2	1
90.01		Performing arts					
137.	90.01.10	Performing arts (production and presentation of theatre plays, concerts, opera, dance and other performing arts and activities of individual artists)	129	150	67	-	-
90.02		Support activities to performing arts					
138.	90.02.11	Performing arts event production and presentation services	24	64	27	-	-
139.	90.02.12	Performing arts event promotion and organisation services	4	3	2	-	-
140.	90.02.19	Other performing arts support services	5	14	3	-	-
90.03		Artistic creation					
141.	90.03.11	Services provided by authors, composers, sculptors and other artists, except performing artists	21	11	6	-	-
142.	90.03.12	Original works of authors, composers and other artists, except performing artists, painters, graphical artists and sculptors	11	7	2	-	-
143.	90.03.13	Original works of painters, graphical artists and sculptors	3	1	-	-	-

Table 18. Number of entities with main and/or secondary activities in the field of culture by activity at 6 digits, by number of persons employed, and by number of owners and co-owners by sex – continued

ON	Code by KD BiH 2010	Subclass of the activity	Entities by subclass of activities	total	Employed persons			
					female	owners and co-owners, family members employed in the business entity		
						all	female	
	90.04	Operation of arts facilities						
144.	90.04.10	Arts facility operation services (concert and theatre halls and other facilities)	17	86	36	-	-	
	91.01	Libraries and archives activities						
145.	91.01.11	Library activities	54	297	230	-	-	
146.	91.01.12	Archive activities	8	54	29	-	-	
	91.02	Museums activities						
147.	91.02.10	Museum operation services	11	122	67	-	-	
148.	91.02.20	Museum collections	4	11	5	-	-	
	91.03	Operation services of historical sites and buildings and similar visitor attractions						
149.	91.03.11	Operation services of historical sites and buildings and similar visitor attractions	9	32	15	-	-	
	91.04	Activities of botanical and zoological gardens and nature reserves						
150.	91.04.11	Botanical and zoological garden services	1	11	-	-	-	
151.	91.04.12	Nature reserve services, including wildlife preservation services	2	66	14	-	-	
	93.21	Activities of amusement and theme parks						
152.	93.21.10	Amusement park and theme park services ркова	2	3	1	-	-	
	93.29	Other amusement and recreation activities						
153.	93.29.11	Recreation parks and beach services	7	32	11	-	-	
154.	93.29.19	Miscellaneous recreational services n.e.c.	25	31	9	2	-	
155.	93.29.22	Coin-operated games machine services	2	14	6	-	-	
156.	93.29.29	Entertainment services n.e.c.	19	17	9	2	-	
	94.99	Activities of other membership organisations n.e.c.						
157.	94.99.00	Services of other membership organisations n.e.c.	57	11	4	-	-	

Table 18. provides an overview of number of entities by subclass of activities in the field of culture, in accordance with the Classification of Activities of Bosnia and Herzegovina 2010 and the Excerpt from the Classification of Activities of Bosnia and Herzegovina for the field of culture.

Annex

An Annex providing certain data obtained from other statistical sources of data of RSIS which were also included in this survey was added to this publication, with the purpose of comparison of data obtained from two different sources. Table 18. provides an overview of gross value added in cultural activities, while Table 19. gives data on employment in the field of culture. Data in these tables were obtained through the survey entitled "Survey on business entities in the field of culture", as well as through regular statistical surveys Semi-annual report on employed persons and wages – September and National Accounts. Data refer to 2010.

Gross Value Added in cultural activities, production approach – current prices

Gross Value Added in cultural activities obtained from both sources ("Survey on business entities in the field of culture and National Accounts") was calculated using the methodology of the United Nations System of National Accounts (SNA93) and European System of National Accounts (ECA95), on the basis of the Excerpt from the Classification of Activities of Bosnia and Herzegovina 2010 for the field of culture (pages 32 and 33).

Table 19. Gross Value Added in cultural activities

	„Survey on business entities in the field of culture“	National Accounts
Gross Value Added in cultural activities, amount in KM	578 553 852,30	592 108 000,00
Share of cultural activities in GDP ¹ , %	6,96	7,13

¹ Gross Domestic Product (GDP) for Republika Srpska in 2010 was 8 308 120 000 KM.

Table 19. shows that there were no significant differences between gross value added of cultural activities and percentages of share of cultural activities in GDP obtained through the survey entitled "Survey on business entities in the field of culture" and through National Accounts. The existing differences between these sources emerged due to National Accounts' conceptual adjustments.

Employment in the field of culture

Data on number of employed persons in the field of culture obtained from both sources ("Survey on business entities in the field of culture" and Semi-annual report on employed persons and wages – September) refer to all persons employed on a temporary or permanent basis, full-time or part-time, on the basis of the Excerpt from the Classification of Activities of Bosnia and Herzegovina 2010 for the field of culture (pages 32 and 33).

Table 20. Number of employed persons in cultural activities

	„Survey on business entities in the field of culture“	Semi-annual report on employed persons and wages (RAD-1 September)
Number of employed persons in cultural activities	11 068	11 625
Share of persons employed in cultural activities in the total number of employed persons in all activities ¹ , %	5,4	5,6

¹ Total number of employed persons in all activities in Republika Srpska according to the regular statistical survey (RAD-1 September 2010) was 204 441.

Table 20. shows that there were no significant differences between numbers of employed persons and share of persons employed in cultural activities in the total number of employed persons in all activities in Republika Srpska, obtained through the survey entitled "Survey on business entities in the field of culture" and through the statistical survey Semi-annual report on employed persons and wages (RAD-1 September). The existing differences between these sources emerged due to different observing periods of time.

Excerpt from the Classification of activities of Bosnia and Herzegovina 2010 for the field of culture

Class of activities	Code by KD BiH 2010
1. Other printing services	18.12
2. Pre-press and pre-media services	18.13
3. Binding and related services	18.14
4. Reproduction services of recorded media	18.20
5. Consumer electronics	26.40
6. Manufacture of coins	32.11
7. Manufacture of jewellery and related articles	32.12
8. Manufacture of imitation jewellery (bijouterie) and related articles	32.13
9. Manufacture of musical instruments	32.20
10. Wholesale trade of furniture, carpets and lighting equipment	46.47
11. Wholesale trade of watches and jewellery	46.48
12. Retail trade of audio and video equipment in specialised stores	47.43
13. Retail trade of books in specialised stores	47.61
14. Retail trade of newspapers, paper goods and stationery in specialised stores	47.62
15. Retail trade of music and video recordings in specialised stores	47.63
16. Other retail trade of new goods in specialised stores	47.78
17. Retail trade of second-hand goods in specialised stores	47.79
18. Retail trade via mail order houses or via Internet	47.91
19. Hotels and similar accommodation	55.10
20. Holiday and other short-stay accommodation	55.20
21. Camping grounds and campsites	55.30
22. Other accommodation	55.90
23. Publishing of books	58.11
24. Publishing of newspapers	58.13
25. Publishing of journals and periodicals	58.14
26. Other publishing services	58.19
27. Publishing of computer games	58.21
28. Publishing of other software	58.29
29. Motion picture, video and television programme activities	59.11
30. Motion picture, video and television post-production activities	59.12
31. Motion picture, video and television programme distribution activities	59.13
32. Motion picture projection activities	59.14
33. Sound recording and music publishing activities	59.20
34. Radio programme broadcasting	60.10
35. Television programme broadcasting	60.20
36. Wired telecommunications activities	61.10
37. Wireless telecommunications activities	61.20
38. Satellite telecommunications activities	61.30
39. Web portals	63.12
40. News agency activities	63.91
41. Other information service activities n.e.c.	63.99
42. Architectural activities	71.11
43. Engineering activities and related technical consultancy	71.12
44. Research and experimental development in social sciences and humanities	72.20
45. Advertising agencies (commercials and propaganda)	73.11

Excerpt from the Classification of activities of Bosnia and Herzegovina 2010 for the field of culture – continued

Class of activities	Code by KD BiH 2010
46. Media representation services	73.12
47. Specialised design activities	74.10
48. Photographic services	74.20
49. Renting of video tapes and discs	77.22
50. Travel agency activities	79.11
51. Tour operator activities	79.12
52. Other reservation services and related activities	79.90
53. Education and teaching in the field of culture	85.52
54. Performing arts	90.01
55. Support services to performing arts	90.02
56. Artistic creation	90.03
57. Operation of arts facilities	90.04
58. Libraries and archives activities	91.01
59. Museums activities	91.02
60. Operation services of historical sites and buildings and similar visitor attractions	91.03
61. Activities of botanical and zoological gardens and nature reserves	91.04
62. Amusement park and theme park services	93.21
63. Other amusement and recreation activities	93.29
64. Services of other membership organisations n.e.c. (in the field of culture only)	94.99


КУЛТУРА И УМЈЕТНОСТ

CULTURE AND ART

10



СТАТИСТИЧКИ БИЛТЕН
STATISTICAL BULLETIN



КУЛТУРА И УМЈЕТНОСТ

CULTURE AND ART

Број: **10**
No: **10**

СТАТИСТИЧКИ БИЛТЕН
STATISTICAL BULLETIN

Бања Лука
Banja Luka

2012

НАЧЕЛНИК ОДЈЕЉЕЊА ЗА ИЗРАДУ ПУБЛИКАЦИОНИХ БАЗА ПОДАТАКА И СТАТИСТИЧКИХ ПУБЛИКАЦИЈА: Владан Сибиновић
HEAD OF DIVISION FOR CREATION OF PUBLICATION DATA BASES AND STATISTICAL PUBLICATIONS: Vladan Sibinović

РУКОПИС ПРИПРЕМИЛА: Радојка Гвозденац
PREPARED BY: Radojka Gvozdenac

ДИЗАЈН И ПРЕВОД: Александра Зец
DESIGN AND TRANSLATION: Aleksandra Žec

РЕДАКЦИОНИ ОДБОР: Јелена Ђокић, Милка Михолчић, Нада Јаковљевић, Биљана Ђукић, Богдана Радић
REDACTIONAL BOARD: Jelena Đokić, Milka Miholjčić, Nada Jakovljević, Biljana Đukić, Bogdana Radić

ОДГОВАРА: Др Радмила Чичковић, директор
PERSON RESPONSIBLE: Radmila Čičković, PhD, Director

ПРЕДГОВОР

У овом билтену Републички завод за статистику објављује податке о институцијама у области културе и умјетности у 2007, 2008, 2009, 2010. и 2011. години.

Подаци су резултат обраде редовних годишњих извјештаја из области културе и умјетности.

Билтен садржи неколико поглавља у којима се дају подаци о радио и ТВ станицама, биоскопима, позориштима, библиотекама, архиву, музеју, музејској збирци и издавачкој дјелатности и штампи.

Изражавамо захвалност свим сарадницима који су учествовали у прикупљању, контроли, обради, припреми статистичких података и методолошких објашњења, као и у уређивању, превођењу и штампању овог Билтена.

Републички завод за статистику ће бити захвалан на свим примједбама и сугестијама које би могле да допринесу побољшању Билтена.

FOREWORD

This Bulletin is a publication of Republika Srpska Institute of Statistics which presents data on institutions in fields of culture and art in 2007, 2008, 2009, 2010 and 2011.

The data are the result of processing the regular annual reports from fields of culture and art.

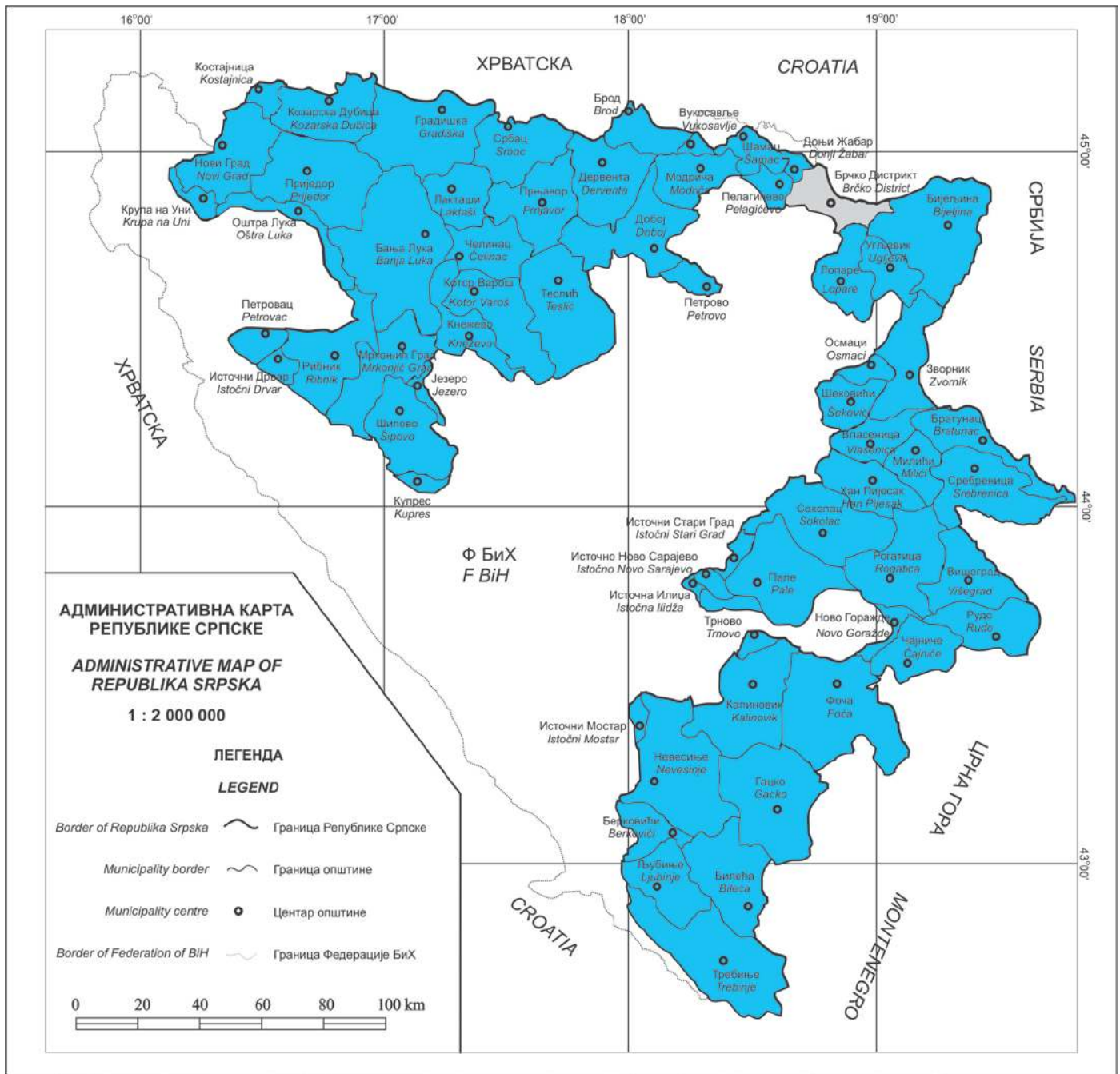
The Bulletin comprises several sections in which are given data on radio and TV stations, cinemas, theatres, libraries, archive, museum, museum collection and publishing and printing.

We would like to thank all our collaborators who participated in collecting, controlling, processing and preparing of statistical data and methodologies, as well as in editing, translating and printing of this Bulletin.

Republika Srpska Institute of Statistics will highly appreciate any remarks and suggestions that could improve our next Bulletin.

Др Радмила Чичковић
Директор
Републичког завода за статистику

Radmila Čičković, PhD
Director
Republika Srpska Institute of Statistics



САДРЖАЈ
CONTENTS

 Страна
 Page

ПРЕДГОВОР FOREWORD	3
МЕТОДОЛОШКА ОБЈАШЊЕЊА NOTES ON METHODOLOGY	7
1. РАДИО И ТВ-СТАНИЦЕ RADIO AND TV-STATIONS	13
1.1. Радио станице и запослени у радио станицама <i>Radio stations and employees in radio stations</i>	13
1.2. Емитовани програм радио станица у часовима <i>Broadcasted radio station programme, in hours</i>	18
1.3. ТВ-станице и запослени у ТВ станицама <i>TV-stations and employees in TV stations</i>	24
1.4. Емитовани програм ТВ-станица у часовима <i>Broadcasted TV-station programme, in hours</i>	25
1.5. Поријекло емисија произведених у другим ТВ-станицама и филмови емитовани из сопствене ТВ станице <i>Origin of programmes produced in other TV-stations and films broadcasted from own TV station</i>	26
1.6. Филмови емитовани из сопствених ТВ-станица <i>Films broadcasted from own TV-stations</i>	27
2. КИНЕМАТОГРАФИЈА CINEMATOGRAPHY	29
2.1. Биоскопи, представе и посјетиоци <i>Cinemas, projections and attendance</i>	29
2.2. Запослени у биоскопима <i>Employees in cinemas</i>	31
3. ПОЗОРИШТА THEATRES	32
3.1. Позоришта, представе, посјетиоци и запослени <i>Theatres, performances, attendance and employees</i>	32
3.2. Позоришта према врсти изведених дјела <i>Theatres by type of performances</i>	33
4. БИБЛИОТЕКЕ LIBRARIES	35
4.1. Библиотеке према организационом саставу и начину коришћења библиотечког материјала <i>Libraries by organisational structure and mode of library material use</i>	35
4.2. Библиотеке, књиге и корисници <i>Libraries, books and users</i>	35
4.3. Библиотеке према броју наслова и примјерака обрађеног књижног фонда <i>Libraries by number of titles and copies of processed book fund</i>	35
4.4. Обрађен некњижни библиотечки материјал <i>Processed non-book library material</i>	36
4.5. Принове књижног фонда <i>New supplies of book fund</i>	36
4.6. Принове некњижног библиотечког материјала <i>New supplies of non-book library material</i>	35
4.7. Обрађен књижни фонд и његово коришћење <i>Processed book fund and its use</i>	37
4.8. Библиотеке према броју примјерака укупног књижног фонда <i>Libraries by number of copies in the total book fund</i>	39
4.9. Запослени у библиотекама <i>Employees in libraries</i>	40

	Страна Page
5. АРХИВ ARCHIVE	41
5.1. Врста архивских фондова (осим личних и породичних) - стање 31.XII <i>Types of archive funds (excluding personal and family) - as of 31. XII</i>	41
5.1.1. Лични и породични фондови - стање 31. XII <i>Personal and family funds - as of 31. XII</i>	41
5.2. Архивска грађа према времену настанка и сређености - стање 31. XII <i>Archive material by time of origin and arrangement - as of 31. XII</i>	41
5.3. Врста архивске грађе <i>Type of archive material</i>	42
5.4. Коришћење библиотеке <i>Use of library</i>	43
5.5. Услуге корисницима у току године <i>Services to users during the year</i>	43
5.6. Запослени - стање 31. XII <i>Employees - as of 31. XII</i>	43
6. МУЗЕЈ И МУЗЕЈСКА ЗБИРКА MUSEUM AND MUSEUM COLLECTION	44
6.1. Музејски предмети по врстама збирки <i>Museum objects by type of collection</i>	44
6.2. Број посјетилаца музеја <i>Number of museum visitors</i>	44
6.3. Број и површина просторија које музеј користи <i>Number and surface area of the facilities used by museum</i>	44
6.4. Изложбе и посјетиоци музејских изложби <i>Exhibits and visitors of museum exhibits</i>	45
6.5. Издавачка дјелатност музеја <i>Publishing activity of museum</i>	45
6.6. Особље музеја у 2011. години <i>Museum staff in 2011</i>	45
6.7. Предмети по врстама музејских збирки <i>Objects by type of museum collections</i>	46
6.8. Број посјетилаца музејских збирки <i>Numbers of visitors of museum collections</i>	46
7. ИЗДАВАЧКА ДЈЕЛАТНОСТ И ШТАМПА PUBLISHING AND PRINTING	47
7.1. КЊИГЕ И БРОШУРЕ <i>BOOKS AND BROCHURES</i>	47
7.1.1. Број издавача књига и брошура <i>Number of book and brochure's publishers</i>	47
7.1.2. Књиге и брошуре издате у току године, по (УДК) класификацији <i>Books and brochures published during the year, by (UDC) classification</i>	47
7.2. ЛИСТОВИ (НОВИНЕ) <i>PAPERS (NEWSPAPERS)</i>	47
7.2.1. Број издавача и тираж листова (новина) <i>Number of publishers and print run of papers (newspapers)</i>	47
7.3. ЧАСОПИСИ <i>PERIODICALS</i>	48
7.3.1. Број издавача и тираж часописа <i>Number of publishers and of publishing</i>	48
7.4. РОТО-ШТАМПА <i>ROTO-PRINT</i>	48
7.4.1. Број издавача и тираж рото-штампе <i>Number of publishers and print run of roto-print</i>	48

МЕТОДОЛОШКА ОБЈАШЊЕЊА

NOTES ON METHODOLOGY

Циљ истраживања

Циљ статистике издавачке дјелатности и штампе је да се прикупе подаци о издавању периодичних и непериодичних публикација издатих у Републици Српској и стављених на располагање јавности, а према најважнијим библиографским обиљежјима као што су: број наслова, тираж, област, намјена, врста издавача и мјесто издања.

Survey objective

The objective of the statistics of publishing and printing is to collect data on publishing of periodical and non-periodical publications published in Republika Srpska and made available to public, according to most important bibliographic characteristics such as: number of titles, print run, field, purpose, type of publisher and place of publishing.

Извори података

Подаци који се објављују у овом билтену представљају резултат редовних статистичких активности у области културе, умјетности и информисања.

Data sources

Data published in this bulletin present the result of the regular statistical activities in the fields of culture, art and information.

Прикупљање података врши се на основу следећих извјештаја:

Data collection is done on the basis of the following reports:

- Годишњи извјештај за радио – образац РАДИО-1;
- Годишњи извјештај за телевизију – образац ТВ-1;
- Годишњи извјештај биоскопа – образац ФИЛМ-1;
- Годишњи извјештај позоришта – образац КУ-1 и КУ-1а;
- Годишњи извјештај библиотека – образац БИБ-1;
- Годишњи извјештај архива – образац АРХ-1;
- Годишњи извјештај музеја и музејске збирке – образац КУ-4, КУ-5
- Годишњи извјештаји издавачке дјелатности и штампе:
 - Књиге и брошуре – образац ШТ-1
 - Листови (новине) – образац ШТ-2
 - Часописи – образац ШТ-3
 - Рото-штампа – образац ШТ-4

- *Annual report for radio – form RADIO-1;*
- *Annual report for television – form TV-1;*
- *Annual cinema report – form FILM-1;*
- *Annual theatre report – forms KU-1 and KU-1a;*
- *Annual library report – form BIB-1;*
- *Annual archive report – form ARH-1;*
- *Annual report of museum and museum collections – forms KU-4 and KU-5.*
- *Annual report of publishing and printing:*
 - *Books and brochures – form ŠT-1*
 - *mmmm (newspaper) – form ŠT-2*
 - *form ŠT-3*
 - *form ŠT-4*

РАДИО И ТЕЛЕВИЗИЈА

Радио и телевизијске станице су предузећа или јединице у саставу других предузећа које преко својих емисионих радио и телевизијских предајника емитују програм намијењен јавности.

Републичке радио и телевизијске станице обезбјеђују пријем радио и телевизијског дифузног програма на територији Републике Српске.

RADIO AND TELEVISION

Radio and television stations are enterprises or units within other enterprises that broadcast programme intended for public trough their transmitters.

Republic radio and television stations provide a reception of a radio and television diffuse programme at the whole territory of Republika Srpska.

Локалне радио и телевизијске станице емитују програм намијењен јавности ужег подручја.

КИНЕМАТОГРАФИЈА

Биоскоп је сала или отворени простор опремљен уређајима за јавно приказивање филмова.

Биоскопи раде као стални биоскопи, љетне биоскопске баште и покретни (путујући) биоскопи.

Стални биоскопи приказују филмове у одређеној сталној сали. Ако биоскоп има двије сале опремљене за приказивање филмова (кинопројектор, платно и сједишта), свака сала се сматра посебним биоскопом.

Љетна биоскопска башта се сматра биоскопом уколико је опремљена сопственим уређајима за приказивање филмова, било да је самостална или у саставу сталног биоскопа. Биоскопом се не сматра љетна биоскопска башта која је у саставу сталног биоскопа, а ради само у вријеме када биоскоп, у чијем је саставу, не ради.

Покретним (путујућим) биоскопом сматра се биоскоп који иде из мјеста у мјесто и приказује филмове у сали или на отвореном простору.

Биоскопска представа је јавно приказивање филмског програма (пројекција дугометражног или краткометражног домаћег и страног филма).

ПОЗОРИШТА

Дјечије позориште је културно-умјетничка установа која даје представе за дјецу. Може бити самостално или у саставу другог предузећа - установе.

Професионално позориште је самостална културно-умјетничка установа са сталним професионалним умјетничким ансамблом.

Аматерско позориште је културно-умјетничка установа у чијем су ансамблу претежно глумци аматери.

БИБЛИОТЕКЕ

Библиотека је сређена збирка штампаног, писаног или другим средствима умноженог материјала (књиге, брошуре) и других докумената укључујући и графичке, аудио-визуелне, који су приступачни становништву.

Local radio and television stations broadcast the programme intended to public in the local area.

CINEMATOGRAPHY

Cinema is a hall or an open space equipped with devices for public projection of films.

Cinemas work as regular cinemas, open summer cinemas or mobile (travelling) cinemas.

Regular cinemas perform film projections in a certain regular hall. If a cinema has two halls equipped for film projections (film projector, screen and seats), each hall is considered a separate cinema.

Open summer cinema is considered a cinema provided it is equipped with its own devices for film projection, irrespective of being independent or within a regular cinema. Open summer cinema is not considered a cinema if it is in composition of a regular cinema and works only when that cinema does not work.

Mobile (travelling) cinema is considered a cinema that travels from place to place and projects films in a hall or in the open.

Cinema projection is a public projection of film programme (projection of feature or short films, domestic or foreign).

THEATRES

Children's theatre is a cultural art institution which offers performances for children. It can be independent or in composition of another enterprise - institution.

Professional theatre is an independent cultural art institution with permanent professional art ensemble.

Amateur theatre is a cultural art institution, which ensemble is mainly comprised of amateur actors.

LIBRARIES

Library is an organised collection of printed, written or in another way reproduced materials (books, brochures) and other documents, including graphical and audio-visual material, available to public.

Код библиотека су обухваћене народна и универзитетска библиотека и народне библиотеке које имају најмање 500 примјерака књига и брошура, листова (новина), часописа, без обзира да ли су самосталне или у саставу друге библиотеке или друге установе, односно предузећа.

У саставу библиотека обухваћена су дјечија одјељења која имају најмање 250 примјерака књига.

Књижни фонд библиотеке обухвата све књиге, брошуре, листове (новине), часописе и рукописе регистроване у библиотекама.

Некњижни фонд библиотеке обухвата плакате, летке, мапе, слике, музикалије, дјела за слијепе, аудио-визуелни материјал и сл.

Обрађени фонд је стручно обрађена библиотечка грађа стављена на располагање корисницима.

Наслов је штампани документ који чини једну цјелину, било да се састоји од једне или више свезака.

Свезак је појединачни дио периодичних издања.

Рукопис је библиотечки материјал који се броји сигнатуром библиотеке. Једна сигнатура може обухватити један лист, а може обухватити и више свезака.

Примјерак је материјална јединица штампаног документа или рукописа у тврдом или меком повезу.

Микрооблик је микро снимак текста или друге визуелне грађе, за чије је коришћење потребан специјалан уређај за читање - микрочитач.

Филмови и видео снимци су оптички снимљени садржаји одређене дужине, намијењени емитовању путем посебног уређаја или телевизијског пријемника.

Визуелна грађа су плакати, слике, разгледнице, слике за учење, умјетничке репродукције, технички цртежи, фотографије, дводимензионалне слике, итд. читљиви голим оком.

Визуелна пројекција су дијафилмови, дијапозитиви за чије је коришћење потребан пројектор.

Звучни снимци су грамофонске плоче, магнетофонске траке, звучне касете и звучни картици.

Корисник у библиотеци је лице које за коришћење библиотечког материјала користи просторије библиотеке.

Libraries include public and university library and public libraries having more than 500 copies of books and brochures, papers (newspapers), periodicals, irrespective of being independent or in composition of another library or institution, i.e. enterprise.

Libraries include children's sections that have at least 250 copies of books.

Book fund of a library includes all books, brochures, papers (newspapers), periodicals and manuscripts registered in libraries.

Non-book library fund includes placards, flyers, maps, pictures, musical material, editions for the blinds, audio-visual material, etc.

Processed fund is a professionally processed library material available to users.

Title is a printed document, which makes up one whole, whether comprised of one or more volumes.

Volume is an individual part of periodical editions.

Manuscript is a library material counted by library signature. One signature can include one sheet or several volumes.

Copy is a hardback or softback material unit of a printed document or manuscript.

Microform is a micro-reproduction of text or other visual material, which use requires a special reading device - a micro-reader.

Films and video recordings are optically recorded materials of certain lengths, intended for transmitting through a special device or television set.

Visual material includes placards, pictures, post-cards, learning pictures, artistic reproductions, technical drawings, photographs, two-dimensional pictures, etc., readable with one's eyes.

Visual projection presents diafilms and diapositives, which use requires a special projector.

Audio recordings are gramophone records, magnetic tapes, audio cassettes and audio cartridge.

Inside library user is a person that use library material on the library premises.

Корисник ван библиотеке је лице које позајмљује библиотечки материјал за коришћење ван библиотеке.

Код података о коришћењу библиотечког материјала, сваки документ урачунат је онолико пута колико је пута узиман на коришћење, укључујући и поновно узимање једног истог документа од стране истог корисника.

АРХИВ

Архив је установа у којој се трајно чува, стручно обрађује и даје на коришћење архивска грађа.

Општи архив – установа која обавља архивску дјелатност на архивској грађи из свих области.

Специјални архив – установа или организациона јединица (у саставу), која обавља архивску дјелатност на архивској грађи одређеног творца или одређене гране дјелатности.

Архивски фонд – цјелина архивске грађе настала радом правног лица или лица које има својство самосталног правног субјекта.

Лични и породични архивски фонд - цјелина архивске грађе која је настала радом личности или породице која је имала значајну друштвену улогу, обухвата и документе правних и физичких лица која су упућена личностима или члановима породице.

Архивска грађа – писани, цртани, штампани, фотографисани, филмовани, тонографисани изворни или репродуковани материјал од посебног значаја за историју, културу и друге друштвене потребе, који је настао радом државних органа и организација, друштвено-политичких организација и њихових органа, грађанских правних лица и појединаца, без обзира гдје је и када настао и да ли се налази у установама заштите или ван њих.

Сређена архивска грађа – која се може користити за научне и друге потребе.

Несређена архивска грађа – у толикој мјери несређена да се не може користити за научне и друге потребе.

Конвенционална архивска грађа – архивски рукописи и штампани материјал.

Картографска архивска грађа – мапе, планови глобуси, топографске и хидрографске карте, архитектонски материјал, картограми, рељефни модели и просторне фотографије.

Outside library user is a person who lends library material and uses it outside the library.

With regard to the data on the use of library material, each document is shown as many times as it have been taken for use, including retaking the same document by the same user.

ARCHIVE

Archive is an institution in which archive material are permanently kept, professionally processed and made available for usage.

General archive – an institution which performs archive activity on archive material from all fields.

Special archive – an institution or an organisational unit (in composition) which performs archive activity on archive material of a particular creator or field of activity.

Archive fund – an aggregate of archive material created by work of legal person or person having a property of independent legal subject.

Personal and family archive fund - an aggregate of archive material created by work of a person or a family that had significant role in a society. It contains also documents of legal and natural persons sent to persons or members of the family.

Archive material – written, drawn, printed, photographed, filmed, phonographed original or reproduced material of special significance for history, culture and other social needs, created by the work of governmental bodies and organisations, socio-political organisations and their bodies, civil legal persons and individuals, irrespective of where and when created and irrespective of whether placed in institutions for preservation or out of them.

Organised archive material is a material that can be used for scientific and other purposes.

Unorganised archive material is a material that is not organised to the extent that can be used for scientific and other purposes.

Conventional archive material refers to archive manuscripts and printed material.

Cartographical archive material refers to maps, plans, globes, topographical and hydrographical maps, architectonic material, cartograms, relief models and spatial photographs.

Аудио-визуелна архивска грађа – фотографија (негативи и штампани слајдови), покретне слике (са или без звука, филм, видео и сл.) звучни извори, фонограми, плоче, касете, траке итд.

Архивски материјал који се чита помоћу машина – шифриран материјал забиљежен на магнетне траке, дискове, бубњеве итд.

Микроформе – микрофилмови у ролни, микрофиш (микрофилмови као дио библиотеке грађе уобрајају се у библиотечки материјал).

Цртежи и графике – сликовни материјал који није картографски, аудио - визуелни, микрофилмски, одвојено сакупљен у засебан одјељак.

Печати и остали тродимензионални предмети – нпр. само одвојени и неприпојени печати.

Сваки **корисник** исказан је само једанпут без обзира колико је пута у току године користио архивску грађу.

МУЗЕЈ И МУЗЕЈСКА ЗБИРКА

Музеј је установа која систематски прикупља, научно обрађује, чува и излаже предмете из области природе, као и материјалне и духовне културе.

Под **збирком** се подразумева збир предмета из подручја природних и друштвених наука, умјетности и технике, било да су самосталне (ван музеја), или да се налазе при другим установама. Основна им је сврха прикупљање и излагање предмета.

ИЗДАВАЧКА ДЈЕЛАТНОСТ И ШТАМПА

Књига је непериодична штампана публикација која садржи најмање 49 страна без повеза.

Брошура је непериодична публикација, која садржи најмање 5 а највише 48 страна без повеза.

Под **листовима (новинама)** подразумевају се листови, магазини и билтени који се издају ради редовног обавјештавања јавности, чији је главни задатак да буду писани извор информација о актуелним догађајима (домаћим и међународним) политичког, научног, литерарног и спортског карактера. Поред свог информативног карактера лист може бити и огласно средство.

Периодика излажења листа (новина) може бити: дневна, више пута у седмици, седмична, петнаестодневна, мјесечна или повремена.

Audio-visual material – photograph (negatives and printed slides), moving pictures (with or without the sound, film, video and similar), audio sources, phonograms, records, cassettes, tapes, etc.

Archive material reproduced by using machines – coded material recorded on magnetic tapes, disks, drums, etc.

Microforms are microfilms in reels, microfiche (microfilms as a part of library material are considered library material).

Drawings and graphics – painting material which is not cartographical, audio-visual, microfilm, and which is separately collected in a stand-alone compartment.

Stamps and other three-dimensional objects – e.g. only separated and unconnected stamps.

Each **user** is shown only once, irrespective of how many times during the year he or she has used the archive material.

MUSEUM AND MUSEUM COLLECTION

Museum is an institution that systematically collects, scientifically processes, keeps and exhibit objects from field of nature as well as from material and spiritual culture.

A **collection** is considered a compilation of objects from the fields of natural and social sciences, art and technical, whether stand-alone (out of the museum) or situated in other institutions. Their main purpose is collection and exhibition of objects.

PUBLISHING AND PRINTING

Book is a non-periodical printed publication which contains at least 49 pages without binding.

Brochure is a non-periodical publication which contains at least 5 and at most 48 pages without binding.

Papers (newspapers) are considered papers, magazines and bulletins published with the aim of informing the public. Their main task is to be written source of information on current political, scientific, literary and sport events (national and international). Apart from having informative attribute, a paper can be the medium for advertising.

Periodicity of publishing the paper (newspaper) can be: daily, several times in a week, weekly, once in 15 days, monthly or occasional.

Часопис је периодична публикација која садржи питања од врло широког интереса или је намјењен студијама и документарним информацијама по посебним питањима из: умјетности, законодавства, статистике, финансија, трговине, медицине, друштвених наука, моде, спорта итд. По свом карактеру обрада чланака је стручна и научна.

Рото-штампа је публикација која има карактер садржајне цјелие у једној а најчешће у више свезака), непрекидност и правилну учесталост објављивања под заједничким насловом у виду текста, стрипа или у комбинацији текста и стрипа. Првенствено је забавног карактера и комерцијалне намјене. Тематски углавном обухвата криминалистичку и вестерн-литературу.

Основни материјал статистике културе и умјетности припрема се и обрађује у Републичком заводу за статистику Републике Српске.

Садржај образаца према којима се врши обрада прописан је Статистичким програмом Републике Српске.

***Periodical** is a periodic publication containing issues of broad interest or intended for studies and documentary information on special subjects from art, legislation, statistics, finances, trade, medicine, social sciences, fashion, sport, etc. By its nature, processing of the articles is professional and scientific.*

***Roto-print** is a publication having a character of meaningful whole in one but most frequently in several volumes), continuity and regular frequency of publishing under common title in the form of text, strip or a combination of text and strip. Primarily, it has a leisure character and commercial purpose. Thematically covers mostly crime and western-literature.*

Basic material on culture, art and information statistics is prepared and processed in Republika Srpska Institute of Statistics.

The content of forms, according to which the data processing is made, is prescribed by the Republika Srpska Statistical Programme.

Објашњење знакова:

- нема појаве
- ... не располаже се податком
- ¹⁾ ознака за напомену
- * исправљен податак

Explanation of symbols:

- no occurrence
- ... data not available
- ¹⁾ footnote
- * corrected data

1. РАДИО И ТВ-СТАНИЦЕ

RADIO AND TV-STATIONS

1.1. РАДИО СТАНИЦЕ И ЗАПОСЛЕНИ У РАДИО СТАНИЦАМА

RADIO STATIONS AND EMPLOYEES IN RADIO STATIONS

		Број станица <i>Number of stations</i>	Број радио предајника <i>Number of radio transmitters</i>	Јачина одашљача у kW <i>Power of transmitters in kW</i>	Укупан број радника <i>Total number of workers</i>	Везани за рад емисија <i>Connected with the programme work</i>				Административно особље <i>Administration</i>	Остали <i>Others</i>	
						умјетничко особље <i>art staff</i>	новинари <i>journalists</i>	спикери и лектори <i>speakers and lecturers</i>	техничко и друго особље <i>technical and other staff</i>			
УКУПНО	2007	44	82	120,65	479	28	191	79	107	63	11	2007 TOTAL
	2008	45	83	301,25	506	26	204	78	122	64	12	2008
	2009	45	99	212,71	421	15	171	77	89	51	18	2009
	2010	45	107	229,80	435	18	169	73	94	58	23	2010
	2011	50	115	239,74	434	25	178	67	84	60	20	2011
Бања Лука	2007	3	14	95,90	106	14	54	21	7	9	1	2007 Banja Luka
	2008	3	14	275,80	108	13	56	22	9	8	-	2008
	2009	3	22	177,76	93	4	60	12	8	9	-	2009
	2010	3	24	181,26	87	8	45	14	11	7	2	2010
	2011	4	23	178,06	80	13	46	11	3	6	1	2011
Бијељина	2007	4	17	3,00	47	1	21	7	13	5	-	2007 Bijeljina
	2008	4	23	4,60	71	2	29	8	26	5	1	2008
	2009	5	26	8,24	36	6	3	14	8	1	4	2009
	2010	6	34	21,70	42	4	11	5	12	6	4	2010
	2011	6	40	33,86	47	3	16	5	13	6	4	2011
Билећа	2007	1	1	0,25	9	-	4	2	1	1	1	2007 Bileća
	2008	1	1	0,25	9	-	4	2	1	1	1	2008
	2009	1	1	0,25	8	-	3	2	1	1	1	2009
	2010	1	1	0,25	9	-	4	2	1	1	1	2010
	2011	1	1	0,25	9	-	4	2	1	1	1	2011
Братунац	2007	1	1	0,20	4	-	3	-	-	1	-	2007 Bratunac
	2008	1	1	0,20	4	-	3	-	-	1	-	2008
	2009	1	1	0,20	4	-	3	-	-	1	-	2009
	2010	-	-	-	-	-	-	-	-	-	-	2010
	2011	-	-	-	-	-	-	-	-	-	-	2011
Брод	2007	1	1	0,50	9	1	4	-	2	1	1	2007 Brod
	2008	1	1	0,50	9	1	4	-	2	1	1	2008
	2009	1	1	0,50	10	1	4	1	1	1	2	2009
	2010	1	1	0,50	11	1	4	1	1	1	3	2010
	2011	1	1	0,50	11	1	4	1	1	1	3	2011
Вишеград	2007	1	1	0,25	8	-	2	2	2	1	1	2007 Višegrad
	2008	1	1	0,50	9	-	2	2	3	2	-	2008
	2009	1	1	0,50	9	-	6	-	2	1	-	2009
	2010	1	1	0,50	12	-	5	1	4	1	1	2010
	2011	1	1	0,50	9	-	6	-	2	1	-	2011
Гацко	2007	1	1	0,50	6	-	4	1	1	-	-	2007 Gacko
	2008	1	1	0,50	6	-	4	1	1	-	-	2008
	2009	1	1	0,50	8	-	4	2	2	-	-	2009
	2010	1	1	0,50	8	-	4	2	2	-	-	2010
	2011	1	1	0,50	8	-	4	2	2	-	-	2011

1.1. РАДИО СТАНИЦЕ И ЗАПОСЛЕНИ У РАДИО СТАНИЦАМА
RADIO STATIONS AND EMPLOYEES IN RADIO STATIONS

(наставкак -continued)

	Број станица <i>Number of stations</i>	Број радио предајника <i>Number of radio transmitters</i>	Јачина одашиљача у kW <i>Power of transmitters in kW</i>	Укупан број радника <i>Total number of workers</i>	Везани за рад емисија <i>Connected with the programme work</i>				Административно особље <i>Administration</i>	Остали <i>Others</i>		
					умјетничко особље <i>art staff</i>	новинари <i>journalists</i>	спикери и лектори <i>speakers and lecturers</i>	техничко и друго особље <i>technical and other staff</i>				
Градишка	2007	2	8	2,57	25	1	5	5	6	7	1	2007 Gradiška
	2008	2	2	1,30	21	1	5	3	4	7	1	2008
	2009	2	9	7,29	13	-	4	3	5	1	-	2009
	2010	2	9	7,29	12	-	5	2	4	1	-	2010
	2011	2	9	7,29	13	-	6	-	3	4	-	2011
Дервента	2007	1	1	0,23	7	-	6	-	1	-	-	2007 Derventa
	2008	1	1	0,15	4	-	3	-	1	-	-	2008
	2009	-	-	-	-	-	-	-	-	-	-	2009
	2010	-	-	-	-	-	-	-	-	-	-	2010
	2011	-	-	-	-	-	-	-	-	-	-	2011
Добој	2007	2	2	1,20	21	1	6	2	10	2	-	2007 Doboј
	2008	2	2	1,20	19	1	6	1	9	2	-	2008
	2009	2	2	0,85	19	-	5	3	8	3	-	2009
	2010	2	2	1,20	19	-	5	3	8	3	-	2010
	2011	2	2	1,20	16	-	5	2	7	2	-	2011
Зворник	2007	1	1	0,15	5	-	2	-	2	1	-	2007 Zvornik
	2008	1	1	0,15	5	-	2	-	2	1	-	2008
	2009	1	1	0,15	4	-	2	-	2	-	-	2009
	2010	1	1	0,15	6	-	4	-	2	-	-	2010
	2011	1	1	0,15	5	-	3	-	2	-	-	2011
Источно Ново Сарајево	2007	1	7	4,00	24	-	7	-	6	11	-	2007 Istočno Novo
	2008	1	7	4,00	24	-	7	-	6	11	-	2008 Sarajevo
	2009	1	7	4,00	24	-	7	-	6	11	-	2009
	2010	1	7	4,00	24	-	7	-	6	11	-	2010
	2011	1	7	4,00	24	-	7	-	6	11	-	2011
Кнежево	2007	1	1	0,20	2	-	1	-	1	-	-	2007 Kneževo
	2008	1	1	0,20	2	-	1	-	1	-	-	2008
	2009	1	1	0,20	3	-	2	-	1	-	-	2009
	2010	1	1	0,20	3	-	1	-	1	1	-	2010
	2011	1	1	0,20	3	-	1	-	1	1	-	2011
Козарска Дубица	2007	2	2	2,90	20	-	7	5	6	2	-	2007 Kozarska
	2008	2	2	2,90	16	-	4	5	4	2	1	2008 Dubica
	2009	2	2	2,05	16	-	5	5	3	3	-	2009
	2010	2	2	2,90	16	-	5	5	3	3	-	2010
	2011	2	2	2,90	16	1	4	5	3	3	-	2011
Костајница	2007	1	1	0,30	5	-	1	2	2	-	-	2007 Kostajnica
	2008	1	1	0,30	5	-	1	2	2	-	-	2008
	2009	1	1	0,30	5	-	1	2	2	-	-	2009
	2010	1	1	0,30	5	-	1	2	2	-	-	2010
	2011	1	1	0,30	5	-	1	2	2	-	-	2011

1.1. РАДИО СТАНИЦЕ И ЗАПОСЛЕНИ У РАДИО СТАНИЦАМА
 RADIO STATIONS AND EMPLOYEES IN RADIO STATIONS

(наставак-continued)

	Број станица <i>Number of stations</i>	Број радио предајника <i>Number of radio transmitters</i>	Јачина одашљача у kW <i>Power of transmitters in kW</i>	Укупан број радника <i>Total number of workers</i>	Везани за рад емисија <i>Connected with the programme work</i>				Административно особље <i>Administration</i>	Остали <i>Others</i>	
					умјетничко особље <i>art staff</i>	нови-нари <i>journalists</i>	спикери и лектори <i>speakers and lecturers</i>	техничко и друго особље <i>technical and other staff</i>			
Котор Варош	2007	1	1	1,00	9	1	2	1	2	2	2007 Kotor Varoš
	2008	1	1	1,00	9	1	3	1	1	2	2008
	2009	1	1	1,00	7	-	1	1	2	2	2009
	2010	1	1	1,00	7	-	1	1	2	2	2010
	2011	1	1	1,00	8	1	2	1	3	1	2011
Лакташи	2007	2	2	1,60	14	2	5	3	1	-	2007 Laktaši
	2008	2	2	1,60	15	-	8	2	1	-	2008
	2009	2	2	1,68	11	-	2	4	2	-	2009
	2010	1	1	1,00	5	-	2	2	-	1	2010
	2011	2	2	1,68	9	-	2	4	2	1	2011
Милићи	2007	2	3	0,85	16	-	8	3	1	-	2007 Milići
	2008	2	3	0,85	16	-	8	4	1	-	2008
	2009	2	3	0,85	15	-	8	3	1	-	2009
	2010	2	3	0,85	14	-	8	3	1	-	2010
	2011	2	3	0,85	13	-	8	3	1	-	2011
Модрича	2007	1	1	0,20	5	-	1	1	1	-	2007 Modriča
	2008	1	1	0,20	5	-	1	1	1	-	2008
	2009	1	1	0,50	4	-	1	1	-	-	2009
	2010	1	1	0,50	4	-	1	1	-	-	2010
	2011	1	1	0,50	4	-	2	-	2	-	2011
Мркоњић Град	2007	1	1	0,45	3	-	1	-	1	-	2007 Mrkonjić Grad
	2008	1	1	0,45	3	-	1	-	1	-	2008
	2009	1	1	0,45	3	-	1	1	1	-	2009
	2010	1	1	0,45	3	1	1	-	1	-	2010
	2011	1	1	0,45	3	1	1	-	1	-	2011
Невесинје	2007	1	1	0,35	8	1	4	1	-	-	2007 Nevesinje
	2008	1	1	0,35	8	1	4	1	-	-	2008
	2009	1	1	0,35	5	-	3	1	-	-	2009
	2010	1	1	0,40	5	-	3	1	-	-	2010
	2011	1	1	0,40	5	-	3	1	-	-	2011
Нови Град	2007	1	1	0,50	9	-	3	2	2	-	2007 Novi Grad
	2008	1	1	0,50	12	-	4	2	3	1	2008
	2009	1	1	0,50	12	-	4	2	3	1	2009
	2010	1	1	0,50	11	-	4	2	2	1	2010
	2011	1	1	0,50	11	-	4	2	2	1	2011
Приједор	2007	2	3	0,60	25	2	8	5	4	1	2007 Prijedor
	2008	2	3	0,60	27	2	10	5	4	1	2008
	2009	2	3	1,10	26	2	9	5	4	1	2009
	2010	2	2	1,10	25	2	8	5	4	1	2010
	2011	2	3	1,10	25	2	8	5	4	1	2011

1.1. РАДИО СТАНИЦЕ И ЗАПОСЛЕНИ У РАДИО СТАНИЦАМА
RADIO STATIONS AND EMPLOYEES IN RADIO STATIONS

(наставак-continued)

		Број станица <i>Number of stations</i>	Број радио предајника <i>Number of radio transmitters</i>	Јачина одашљача у kW <i>Power of transmitters in kW</i>	Укупан број радника <i>Total number of workers</i>	Везани за рад емисија <i>Connected with the programme work</i>				Административно особље <i>Administration</i>	Остали <i>Others</i>	
						умјетничко особље <i>art staff</i>	новинари <i>journalists</i>	спикери и лектори <i>speakers and lecturers</i>	техничко и друго особље <i>technical and other staff</i>			
Прњавор	2007	2	2	0,80	17	-	4	5	5	3	-	2007 Prnjavor
	2008	2	2	0,80	16	-	4	4	6	2	-	2008
	2009	2	2	0,90	15	-	6	3	6	-	-	2009
	2010	2	2	0,80	14	-	5	2	5	2	-	2010
	2011	2	2	0,80	13	-	5	3	3	2	-	2011
Рибник	2007	1	1	0,25	4	-	1	1	1	-	1	2007 Ribnik
	2008	1	1	0,25	4	-	1	1	1	-	1	2008
	2009	1	1	0,25	4	-	1	1	1	-	1	2009
	2010	1	1	0,25	4	-	1	1	1	-	1	2010
	2011	1	1	0,25	4	-	1	1	1	-	1	2011
Рогатица	2007	1	1	0,25	5	-	2	1	2	-	-	2007 Rogatica
	2008	1	1	0,20	5	-	1	1	2	1	-	2008
	2009	1	1	0,25	4	-	2	-	2	-	-	2009
	2010	1	1	0,20	6	-	2	3	-	1	-	2010
	2011	1	1	0,20	4	-	2	2	-	-	-	2011
Соколац	2007	-	-	-	-	-	-	-	-	-	-	2007 Sokolac
	2008	1	1	0,25	8	-	3	2	2	1	-	2008
	2009	1	-	-	-	-	-	-	-	-	-	2009
	2010	1	1	0,05	11	-	4	2	2	2	1	2010
	2011	1	1	0,05	10	-	4	1	2	2	1	2011
Србац	2007	1	1	0,25	8	-	4	-	2	1	1	2007 Srbac
	2008	1	1	0,25	8	-	4	-	2	1	1	2008
	2009	1	1	0,25	7	-	3	-	2	1	1	2009
	2010	1	1	0,30	7	-	3	1	2	1	-	2010
	2011	1	1	0,30	10	-	3	2	4	1	-	2011
Сребреница	2007	-	-	-	-	-	-	-	-	-	-	2007 Srebrenica
	2008	-	-	-	-	-	-	-	-	-	-	2008
	2009	-	-	-	-	-	-	-	-	-	-	2009
	2010	1	-	-	4	-	2	-	1	1	-	2010
	2011	1	-	-	4	-	2	-	1	1	-	2011
Теслић	2007	1	1	0,10	9	2	1	4	1	1	-	2006 Teslić
	2008	1	1	0,10	9	2	1	3	1	2	-	2008
	2009	1	1	0,30	7	1	1	3	1	1	-	2009
	2010	1	1	0,10	9	1	1	4	2	1	-	2010
	2011	1	1	0,10	8	1	1	3	2	1	-	2011
Требиње	2007	2	2	0,55	31	2	14	2	9	3	1	2007 Trebinje
	2008	2	2	0,55	31	2	14	2	9	3	1	2008
	2009	2	2	0,75	31	1	14	5	6	3	2	2009
	2010	2	2	0,75	34	1	16	5	7	3	2	2010
	2011	3	2	0,75	35	1	16	5	7	4	2	2011

1.1. РАДИО СТАНИЦЕ И ЗАПОСЛЕНИ У РАДИО СТАНИЦАМА
 RADIO STATIONS AND EMPLOYEES IN RADIO STATIONS

(наставак-continued)

	Број станица <i>Number of stations</i>	Број радио предајника <i>Number of radio transmitters</i>	Јачина одашљача у kW <i>Power of transmitters in kW</i>	Укупан број радника <i>Total number of workers</i>	Везани за рад емисија <i>Connected with the programme work</i>				Административно особље <i>Administration</i>	Остали <i>Others</i>		
					умјетничко особље <i>art staff</i>	нови-нари <i>journalists</i>	спикери и лектори <i>speakers and lecturers</i>	техничко и друго особље <i>technical and other staff</i>				
Угљевик	2007	1	1	0,25	6	-	1	2	2	1	-	2007 Ugljevik
	2008	1	1	0,25	6	-	1	2	2	1	-	2008
	2009	1	1	0,30	6	-	1	2	2	1	-	2009
	2010	1	1	0,30	6	-	1	2	2	1	-	2010
	2011	1	1	0,30	6	1	-	2	2	1	-	2011
Фоча	2007	1	1	0,50	12	-	5	1	5	1	-	2007 Foča
	2008	1	1	0,50	12	-	5	1	5	1	-	2008
	2009	1	1	0,50	12	-	5	1	2	1	3	2009
	2010	1	1	0,50	12	-	5	1	2	1	3	2010
	2011	1	1	0,50	12	-	5	1	2	1	3	2011
Хан Пијесак	2007	-	-	-	-	-	-	-	-	-	-	2007 Han Pijesak
	2008	-	-	-	-	-	-	-	-	-	-	2008
	2009	-	-	-	-	-	-	-	-	-	-	2009
	2010	-	-	-	-	-	-	-	-	-	-	2010
	2011	1	-	-	3	-	1	1	1	-	-	2011
Шипово	2007	-	-	-	-	-	-	-	-	-	-	2007 Šipovo
	2008	-	-	-	-	-	-	-	-	-	-	2008
	2009	-	-	-	-	-	-	-	-	-	-	2009
	2010	-	-	-	-	-	-	-	-	-	-	2010
	2011	1	1	0,30	1	-	1	-	-	-	-	2011

1.2. ЕМИТОВАНИ ПРОГРАМ РАДИО СТАНИЦА У ЧАСОВИМА
BROADCASTED RADIO STATION PROGRAMME, IN HOURS

		Врста емитованог програма Type of broadcasted programme									
		Укупно Total	информативно документарни informative- documentary	културно- умјетнички cultural- artistic	забавни enter- taining	музички musical	дјечији, омладински и образовни educational and programme for children and youth	спорт- ски sport	комер- цијални commer- cial	остали other	
УКУПНО	2007	212 288	27 918	5 600	14 489	120 972	10 534	4 721	16 185	11 869	2007 TOTAL
	2008	209 920	29 343	5 404	16 136	114 272	10 233	4 694	17 543	12 295	2008
	2009	213 796	32 330	4 384	16 690	114 767	11 377	5 275	15 312	13 651	2009
	2010	226 854	33 549	3 796	17 277	122 986	11 199	4 385	15 878	17 784	2010
	2011	232 967	36 665	4 686	20 025	119 953	11 718	6 102	16 335	17 483	2011
Бања Лука	2007	21 875	2 908	1 464	1 792	12 029	755	671	1 039	1 217	2007 Banja Luka
	2008	21 923	2 963	1 427	3 769	9 548	760	675	1 592	1 189	2008
	2009	20 075	2 320	151	2 587	11 404	678	675	922	1 338	2009
	2010	20 075	2 365	230	2 633	11 300	675	612	928	1 332	2010
	2011	23 095	2 665	500	4 819	11 356	738	661	1 006	1 350	2011
Бијељина	2007	28 153	2 527	308	1 330	19 569	512	667	2 438	802	2007 Bijeljina
	2008	23 506	2 629	360	704	15 212	616	354	2 803	828	2008
	2009	22 257	3 083	304	696	14 913	371	599	1 975	316	2009
	2010	38 407	3 832	536	1 101	24 661	885	874	1 584	4 934	2010
	2011	38 880	5 602	934	1 287	21 305	794	1 879	1 952	5 127	2011
Билећа	2007	3 588	405	94	312	1 767	276	60	20	654	2007 Bileća
	2008	3 612	408	94	314	1 770	276	63	25	662	2008
	2009	3 588	405	94	312	1 767	276	60	20	654	2009
	2010	3 588	405	94	312	1 767	276	60	20	654	2010
	2011	3 588	405	94	312	1 767	276	60	20	654	2011
Братунац	2007	4 640	625	365	-	3 285	-	-	-	365	2007 Bratunac
	2008	3 606	626	52	-	2 562	-	-	-	366	2008
	2009	3 606	626	52	-	2 562	-	-	-	366	2009
	2010	-	-	-	-	-	-	-	-	-	2010
	2011	-	-	-	-	-	-	-	-	-	2011
Брод	2007	3 018	654	97	104	1 599	313	74	78	99	2007 Brod
	2008	3 042	656	97	108	1 600	313	76	90	102	2008
	2009	3 018	654	97	104	1 599	313	74	78	99	2009
	2010	3 018	654	97	104	1 599	313	74	78	99	2010
	2011	3 650	851	124	156	1 825	320	80	78	206	2011
Вишеград	2007	2 990	1 045	10	-	1 630	45	-	260	-	2007 Višegrad
	2008	3 210	1 110	10	-	1 760	50	-	280	-	2008
	2009	2 817	1 194	45	313	1 106	130	9	20	-	2009
	2010	2 833	1 170	60	280	1 140	138	10	35	-	2010
	2011	2 817	1 194	45	313	1 106	130	9	20	-	2011
Гацко	2007	1 110	262	12	524	130	130	52	-	-	2007 Gacko
	2008	1 716	496	52	486	200	104	52	160	166	2008
	2009	1 695	625	94	52	156	156	52	52	508	2009
	2010	1 857	546	87	52	182	156	52	-	782	2010
	2011	1 798	598	54	52	182	130	52	-	730	2011

1.2. ЕМИТОВАНИ ПРОГРАМ РАДИО СТАНИЦА У ЧАСОВИМА
 BROADCASTED RADIO STATION PROGRAMME, IN HOURS

(наставак-continued)

		Врста емитованог програма Type of broadcasted programme									
		Укупно Total	информативно документарни informative- documentary	културно- умјетнички cultural- artistic	забавни entertaining	музички musical	дјечији, омладински и образовни educational and programme for children and youth	спорт- ски sport	комер- цијални commercial	остали other	
Градишка	2007	11 615	1 150	60	180	7 820	220	50	1 825	310	2007 Gradiška
	2008	12 043	1 004	100	260	8 170	220	130	1 849	310	2008
	2009	11 515	1 050	60	180	7 820	220	50	1 825	310	2009
	2010	12 415	1 220	100	260	8 170	400	130	1 825	310	2010
	2011	12 415	1 220	100	260	8 170	400	130	1 825	310	2011
Дервента	2007	2 979	143	34	17	2 724	41	4	4	12	2007 Derventa
	2008	4 076	452	-	76	3 400	-	48	100	-	2008
	2009	-	-	-	-	-	-	-	-	-	2009
	2010	-	-	-	-	-	-	-	-	-	2010
	2011	-	-	-	-	-	-	-	-	-	2011
Добој	2007	7 868	1 772	443	833	2 031	925	769	521	574	2007 Doboj
	2008	8 930	1 667	443	1 301	2 914	1 003	769	833	-	2008
	2009	7 414	1 462	444	678	2 034	561	771	888	576	2009
	2010	7 132	1 720	104	1 145	1 770	416	156	677	1 144	2010
	2011	7 236	1 772	156	1 145	1 770	416	156	677	1 144	2011
Зворник	2007	8 739	991	52	1 040	3 380	936	104	624	1 612	2007 Zvornik
	2008	8 737	993	52	1 092	3 640	936	104	648	1 272	2008
	2009	8 736	1 183	52	998	3 640	936	156	520	1 251	2009
	2010	7 995	1 183	104	936	3 640	936	156	520	520	2010
	2011	7 855	1 095	52	936	3 640	936	156	520	520	2011
Источно Ново Сарајево	2007	8 760	1 480	200	1 000	3 788	1 160	204	766	162	2007 Istočno Novo
	2008	8 784	2 226	207	1 005	3 101	1 165	204	766	110	2008 Sarajevo
	2009	8 760	2 202	207	1 005	3 101	1 165	204	766	110	2009
	2010	8 760	2 202	207	1 005	3 101	1 165	204	766	110	2010
	2011	8 760	2 202	207	1 005	3 101	1 165	204	766	110	2011
Кнежево	2007	1 461	183	183	91	913	91	-	-	-	2007 Kneževo
	2008	1 469	185	184	92	916	92	-	-	-	2008
	2009	1 460	200	104	92	986	78	-	-	-	2009
	2010	3 650	338	104	478	1 768	208	26	364	364	2010
	2011	3 844	338	100	572	1 872	208	26	364	364	2011
Козарска Дубица	2007	13 131	670	396	1 735	7 170	571	375	472	1 742	2007 Kozarska
	2008	13 159	700	373	1 702	7 214	581	375	472	1 742	2008 Dubica
	2009	17 498	935	381	2 678	9 243	595	395	882	2 389	2009
	2010	17 498	943	68	2 672	10 304	158	82	886	2 385	2010
	2011	17 498	935	381	2 678	9 243	595	395	882	2 389	2011
Костајница	2007	1 852	266	58	104	1 230	130	32	12	20	2007 Kostajnica
	2008	1 700	130	58	104	1 230	130	16	12	20	2008
	2009	1 836	136	58	104	1 360	130	16	12	20	2009
	2010	1 836	266	58	104	1 230	130	16	12	20	2010
	2011	1 836	260	58	110	1 230	130	16	12	20	2011

1.2. ЕМИТОВАНИ ПРОГРАМ РАДИО СТАНИЦА У ЧАСОВИМА
BROADCASTED RADIO STATION PROGRAMME, IN HOURS

(наставак-continued)

		Врста емитованог програма Type of broadcasted programme									
		Укупно Total	информативно документарни informative- documentary	културно- умјетнички cultural- artistic	забавни enter- taining	музички musical	дјечији, омладински и образовни educational and programme for children and youth	спорт- ски sport	комер- цијални commer- cial		остали other
Котор Варош	2007	1 715	220	25	-	1 014	56	15	204	181	2007 Kotor Varoš
	2008	1 729	220	25	-	1 028	56	15	204	181	2008
	2009	2 489	495	40	470	1 023	71	5	204	181	2009
	2010	2 457	495	25	463	1 023	56	10	204	181	2010
	2011	1 460	220	25	26	1 016	35	5	90	43	2011
Лакташи	2007	5 566	581	148	12	3 794	632	293	106	-	2007 Laktaši
	2008	5 999	582	146	12	3 818	632	337	472	-	2008
	2009	6 564	605	178	728	3 923	570	260	150	150	2009
	2010	5 089	568	205	-	2 781	835	-	350	350	2010
	2011	5 774	1 560	203	307	2 642	652	123	287	-	2011
Милићи	2007	17 406	2 652	425	603	9 433	1 246	380	959	1 708	2007 Milići
	2008	16 766	2 536	454	680	9 239	1 214	372	923	1 348	2008
	2009	17 292	2 808	531	752	8 496	1 181	423	1 376	1 725	2009
	2010	16 962	2 689	517	760	8 395	1 278	330	1 340	1 653	2010
	2011	16 902	2 638	523	782	8 355	1 282	294	1 422	1 606	2011
Модрича	2007	501	240	34	-	-	104	34	-	89	2006 Modriča
	2008	514	272	36	-	-	70	38	-	98	2008
	2009	562	417	80	-	-	-	65	-	-	2009
	2010	572	420	80	-	-	-	72	-	-	2010
	2011	577	425	80	-	-	-	72	-	-	2011
Мркоњић Град	2007	5 475	936	520	156	2 615	156	104	364	624	2007 Mrkonjić Grad
	2008	5 490	936	208	208	2 928	156	52	390	612	2008
	2009	5 475	940	208	208	2 920	208	104	410	477	2009
	2010	5 475	990	156	208	2 555	208	104	657	597	2010
	2011	5 475	990	156	208	2 555	208	104	657	597	2011
Невесиње	2007	2 920	1 050	50	550	730	77	75	350	38	2007 Nevesinje
	2008	2 944	1 050	50	560	740	77	79	350	38	2008
	2009	2 920	1 000	50	550	730	127	75	350	38	2009
	2010	2 920	1 050	50	550	730	77	75	350	38	2010
	2011	2 920	1 050	50	550	730	77	75	350	38	2011
Нови Град	2007	2 740	920	104	416	364	156	104	676	-	2007 Novi Grad
	2008	2 764	922	104	424	374	156	108	676	-	2008
	2009	5 475	2 190	55	766	766	712	438	548	-	2009
	2010	5 475	2 190	55	766	766	712	438	548	-	2010
	2011	5 475	2 190	55	766	766	712	438	548	-	2011
Приједор	2007	5 724	2 192	24	1 488	1 496	96	48	380	-	2007 Prijedor
	2008	5 830	2 192	24	1 488	1 496	96	154	380	-	2008
	2009	5 830	2 192	24	1 488	1 484	108	154	380	-	2009
	2010	5 830	2 192	24	1 488	1 484	108	154	380	-	2010
	2011	5 830	2 192	24	1 488	1 484	108	154	380	-	2011

1.2. ЕМИТОВАНИ ПРОГРАМ РАДИО СТАНИЦА У ЧАСОВИМА
 BROADCASTED RADIO STATION PROGRAMME, IN HOURS

(наставак-continued)

		Врста емитованог програма Type of broadcasted programme									
		Укупно Total	информативно документарни informative- documentary	културно- умјетнички cultural- artistic	забавни entertaining	музички musical	дјечији, омладински и образовни educational and programme for children and youth	спорт- ски sport	комер- цијални commercial		остали other
Прњавор	2007	10 021	1 116	234	364	7 517	193	208	56	333	2006 Prnjavor
	2008	9 976	1 120	236	385	7 426	239	156	80	334	2008
	2009	12 516	1 509	371	342	9 349	525	234	46	140	2009
	2010	12 081	1 484	280	342	9 349	206	234	46	140	2010
	2011	12 081	1 484	104	525	9 342	53	387	46	140	2011
Рибник	2007	1 480	200	40	40	400	200	-	500	100	2007 Ribnik
	2008	1 504	202	40	42	410	200	-	500	110	2008
	2009	1 490	200	40	40	400	200	-	500	100	2009
	2010	1 430	200	40	40	350	200	-	500	100	2010
	2011	1 460	200	40	40	400	180	-	500	100	2011
Рогатица	2007	3 754	834	-	-	1 460	365	-	365	730	2007 Rogatica
	2008	3 444	730	104	260	1 510	300	20	260	260	2008
	2009	2 920	730	4	6	1 770	380	20	5	5	2009
	2010	2 920	730	4	6	1 770	380	20	5	5	2010
	2011	2 920	730	4	6	1 770	380	20	5	5	2011
Соколац	2007	-	-	-	-	-	-	-	-	-	2007 Sokolac
	2008	1 096	360	80	130	336	100	70	10	10	2008
	2009	-	-	-	-	-	-	-	-	-	2009
	2010	2 184	1 325	84	-	404	132	45	182	12	2010
	2011	2 184	1 325	84	-	404	132	45	182	12	2011
Србац	2007	3 650	338	10	572	1 768	208	26	364	364	2007 Srbac
	2008	3 674	339	12	574	1 778	208	26	373	364	2008
	2009	3 650	338	10	572	1 768	208	26	364	364	2009
	2010	3 650	338	10	572	1 768	208	26	364	364	2010
	2011	3 650	338	10	572	1 768	208	26	364	364	2011
Сребреница	2007	-	-	-	-	-	-	-	-	-	2007 Srebrenica
	2008	-	-	-	-	-	-	-	-	-	2008
	2009	-	-	-	-	-	-	-	-	-	2009
	2010	600	230	50	30	160	90	20	20	-	2010
	2011	840	230	70	45	360	70	30	35	-	2011
Теслић	2007	6 860	-	-	295	6 500	50	-	12	3	2007 Teslić
	2008	6 884	-	-	305	6 500	52	-	22	5	2008
	2009	6 860	-	-	295	6 500	50	-	12	3	2009
	2010	6 865	-	-	300	6 500	50	-	10	5	2010
	2011	6 885	20	-	305	6 485	40	-	20	15	2011
Требиње	2007	11 912	730	90	405	8 658	610	181	566	672	2007 Trebinje
	2008	11 980	799	80	385	8 700	592	187	566	671	2008
	2009	11 746	695	80	385	8 600	510	181	566	729	2009
	2010	11 978	758	85	380	8 710	520	187	575	763	2010
	2011	11 860	758	85	380	8 650	520	187	575	705	2011

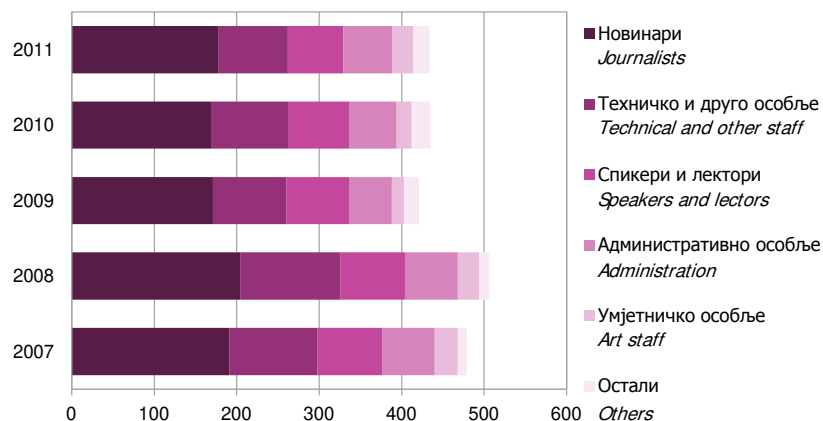
1.2. ЕМИТОВАНИ ПРОГРАМ РАДИО СТАНИЦА У ЧАСОВИМА
BROADCASTED RADIO STATION PROGRAMME, IN HOURS

(наставкак-continued)

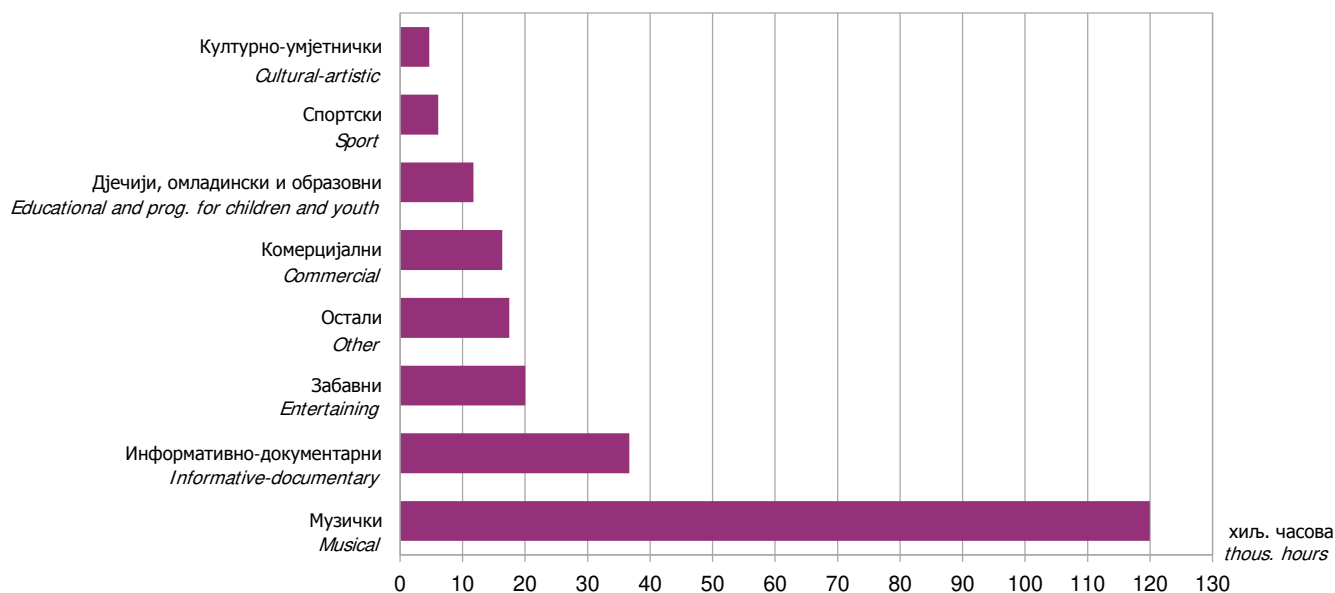
		Врста емитованог програма Type of broadcasted programme									
		Укупно Total	информативно документарни informative- documentary	културно- умјетнички cultural- artistic	забавни enter- taining	музички musical	дјечији, омладински и образовни educational and programme for children and youth	спорт- ски sport	комер- цијални commer- cial		остали other
Угљевик	2007	8 760	701	88	7	4 808	141	155	2 860	-	2007 Ugljevik
	2008	8 784	707	91	7	5 072	147	160	2 600	-	2008
	2009	8 760	707	91	4	5 051	147	160	2 600	-	2009
	2010	8 760	709	89	4	5 049	149	160	2 600	-	2010
	2011	8 760	709	89	4	5 049	149	160	2 600	-	2011
Фоча	2007	963	232	32	51	467	61	36	52	32	2007 Foča
	2008	2 545	336	204	286	560	134	52	52	921	2008
	2009	2 542	337	193	286	560	134	58	52	922	2009
	2010	2 542	337	193	286	560	134	58	52	922	2010
	2011	2 542	329	199	286	560	134	58	52	924	2011
Хан Пијесак	2007	-	-	-	-	-	-	-	-	-	2007 Han Pijesak
	2008	-	-	-	-	-	-	-	-	-	2008
	2009	-	-	-	-	-	-	-	-	-	2009
	2010	-	-	-	-	-	-	-	-	-	2010
	2011	-	-	-	-	-	-	-	-	-	2011
Шипово	2007	-	-	-	-	-	-	-	-	-	2007 Šipovo
	2008	-	-	-	-	-	-	-	-	-	2008
	2009	-	-	-	-	-	-	-	-	-	2009
	2010	-	-	-	-	-	-	-	-	-	2010
	2011	2 100	140	80	90	1 050	540	100	100	-	2011 Хан Пијесак



Графикон 1. Јачина одашиљача у kW
Graph 1. Power of the transmitter in kW



Графикон 2. Запослени у радио станицама
Graph 2. Employees in radio stations



Графикон 3. Емитовани програм радио станица у 2011. години, у хиљ. часовима
Graph 3. Broadcasted radio station programme in 2011, in thous. hours

1.3. ТВ-СТАНИЦЕ И ЗАПОСЛЕНИ У ТВ-СТАНИЦАМА
TV-STATIONS AND EMPLOYEES IN TV-STATIONS

		Број станица <i>Number of stations</i>	Број ТВ предајника <i>Number of TV transmitters</i>	Јачина слике у kW <i>Picture power in kW</i>	Укупан број радника <i>Total number of workers</i>	Везани за рад емисија <i>Connected with the programme work</i>				Административни радници <i>Administration</i>	Остали <i>Others</i>	
						умјетнички радници <i>art staff</i>	новинари <i>journalists</i>	спикери и лектори <i>speakers and lecturers</i>	технички радници <i>technical staff</i>			
УКУПНО	2007	10	67	146,09	449	49	154	34	134	26	52	2007 TOTAL
	2008	11	71	270,32	466	37	159	27	162	29	52	2008
	2009	13	85	143,37	526	92	178	20	135	29	72	2009
	2010	12	85	179,66	541	79	219	19	115	32	77	2010
	2011	12	74	314,63	501	50	209	27	111	28	76	2011
Бања Лука	2007	4	35	139,42	325	42	113	21	81	19	49	2007 Banja Luka
	2008	4	39	262,50	320	31	116	16	95	20	42	2008
	2009	5	40	114	299	45	107	10	69	20	48	2009
	2010	4	43	151,37	309	39	136	10	50	21	53	2010
	2011	4	31	302,36	274	12	124	21	41	21	55	2011
Бијељина	2007	1	11	2,00	61	6	21	4	25	3	2	2007 Bijeljina
	2008	1	19	5,00	71	6	23	4	29	5	4	2008
	2009	2	24	8,67	153	47	42	5	34	6	19	2009
	2010	2	24	8,67	155	40	52	4	32	7	20	2010
	2011	2	24	8,37	144	38	50	4	31	5	16	2011
Власеница	2007	1	-	-	3	-	1	-	1	1	-	2007 Vlasenica
	2008	1	-	-	5	-	2	-	-	-	3	2008
	2009	1	-	-	3	-	2	-	1	-	-	2009
	2010	1	-	-	3	-	1	1	-	1	-	2010
	2011	1	-	-	2	-	1	-	-	-	1	2011
Градишка	2007	1	10	2,12	19	-	3	4	10	2	-	2007 Gradiška
	2008	1	1	0,20	15	-	3	3	7	2	-	2008
	2009	1	11	13,01	9	-	3	2	4	-	-	2009
	2010	1	11	13,02	7	-	2	1	4	-	-	2010
	2011	1	11	2,37	2	-	1	-	1	-	-	2011
Добој	2007	1	-	-	4	-	2	-	1	-	1	2007 Doboj
	2008	1	-	-	4	-	1	-	1	-	2	2008
	2009	1	-	-	2	-	1	-	-	1	-	2009
	2010	1	-	-	2	-	1	-	-	1	-	2010
	2011	1	-	-	2	-	1	-	-	1	-	2011
Источно Сарајево	2007	-	-	-	-	-	-	-	-	-	-	2007 Istočno Sarajevo
	2008	1	-	-	20	-	6	-	13	1	-	2008
	2009	1	-	-	26	-	12	-	13	1	-	2009
	2010	1	-	-	28	-	14	-	13	1	-	2010
	2011	1	-	-	39	-	19	-	20	-	-	2011
Прњавор	2007	1	9	2,50	33	-	12	5	15	1	-	2007 Prnjavor
	2008	1	11	2,60	27	-	6	4	15	1	1	2008
	2009	1	9	7,67	29	-	10	3	14	1	1	2009
	2010	1	6	6,58	32	-	12	3	16	1	-	2010
	2011	1	7	1,50	33	-	12	2	18	1	-	2011
Рудо	2007	1	2	0,05	4	1	2	-	1	-	-	2007 Rudo
	2008	1	1	0,02	4	-	2	-	2	-	-	2008
	2009	1	1	0,02	5	-	1	-	-	-	4	2009
	2010	1	1	0,02	5	-	1	-	-	-	4	2010
	2011	1	1	0,02	5	-	1	-	-	-	4	2011

1.4. ЕМИТОВАНИ ПРОГРАМ ТВ-СТАНИЦА У ЧАСОВИМА
 BROADCASTED TV-STATION PROGRAMME, IN HOURS

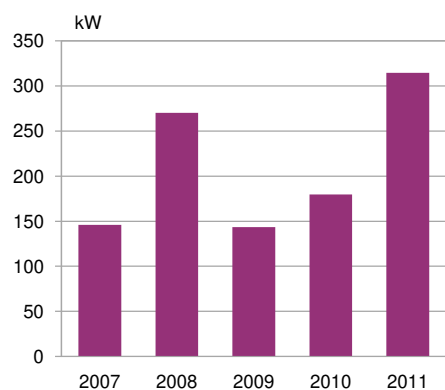
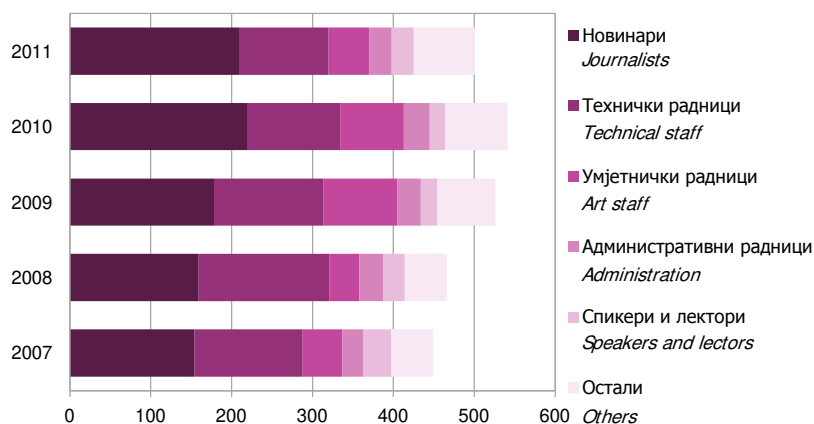
		Врста емитованог програма Type of broadcasted programme											
		Укупно Total	информа- тивни informa- tive	научно- културни scientific- cultural	играни fictional	забав- ни entertaining	музич- ки musical	образов- ни educational	програм за дјецу и омладину programme for children and youth	спорт- ски sport	комер- цијални commercial		друго other
УКУПНО	2007	33 251	6 082	1 508	5 512	4 408	8 927	726	495	1 999	2 706	888	2007 TOTAL
	2008	37 016	7 093	1 767	6 536	3 491	9 605	598	433	2 288	4 207	998	2008
	2009	53 769	11 219	2 290	11 789	4 643	14 005	1 767	757	2 683	3 173	1 443	2009
	2010	58 147	12 280	1 899	18 774	4 249	12 186	1 322	785	2 041	3 205	1 406	2010
	2011	60 966	12 763	1 750	16 155	4 015	14 404	1 937	1 020	2 115	5 668	1 139	2011
Бања Лука	2007	14 903	3 451	479	3 192	3 276	1 107	485	410	969	898	636	2007 Banja Luka
	2008	17 315	3 993	571	3 999	2 391	1 383	382	314	1 194	2 341	747	2008
	2009	21 778	5 216	518	6 828	2 969	1 988	976	349	1 270	1 025	639	2009
	2010	23 065	6 234	643	8 979	1 727	1 969	370	207	1 589	655	692	2010
	2011	21 264	4 579	466	7 185	1 377	2 743	875	212	869	2 662	296	2011
Бијељина	2007	4 328	1 614	588	14	294	588	-	-	890	98	242	2007 Bijeljina
	2008	4 338	1 615	588	-	298	592	-	-	890	108	247	2008
	2009	7 765	3 339	770	896	476	711	283	-	950	98	242	2009
	2010	9 555	3 152	241	3 390	492	1 704	308	34	160	74	-	2010
	2011	9 555	3 152	219	3 392	554	1 522	308	30	306	72	-	2011
Власеница	2007	717	230	60	20	100	80	40	20	17	150	-	2007 Vlasenica
	2008	717	230	60	20	100	80	40	20	17	150	-	2008
	2009	737	230	40	20	100	80	80	20	17	150	-	2009
	2010	767	230	60	20	100	60	60	70	17	150	-	2010
	2011	767	230	60	20	100	60	60	70	17	150	-	2011
Градишка	2007	7 648	182	91	200	-	5 663	13	13	26	1 460	-	2007 Gradiška
	2008	7 672	184	92	200	-	5 670	14	15	27	1 470	-	2008
	2009	8 481	326	576	408	-	5 687	-	-	24	1 460	-	2009
	2010	8 481	326	576	408	-	5 687	-	-	24	1 460	-	2010
	2011	8 481	326	576	408	-	5 687	-	-	24	1 460	-	2011
Добој	2007	1 872	63	92	942	-	699	-	-	-	76	-	2007 Doboj
	2008	1 979	63	92	942	-	806	-	-	-	76	-	2008
	2009	2 670	100	120	1 080	-	1 150	-	-	150	70	-	2009
	2010	2 600	-	-	1 400	-	800	-	-	-	400	-	2010
	2011	6 008	2 112	-	288	-	2 160	-	152	576	720	-	2011
Источно Сарајево	2007	-	-	-	-	-	-	-	-	-	-	-	2007 Istočno Sarajevo
	2008	1 080	324	162	243	180	113	30	12	8	4	4	2008
	2009	5 840	910	182	1 456	364	1 092	364	364	182	364	562	2009
	2010	7 416	1 155	231	1 847	462	1 390	462	462	231	462	714	2010
	2011	8 760	1 365	273	2 182	546	1 642	546	542	273	548	843	2011
Прњавор	2007	3 511	433	180	1 144	728	738	140	52	72	24	-	2007 Prnjavor
	2008	3 645	528	184	1 120	518	951	120	52	120	52	-	2008
	2009	5 996	730	52	1 095	730	3 285	52	-	52	-	-	2009
	2010	5 667	781	106	2 720	1 460	520	80	-	-	-	-	2010
	2011	5 667	781	106	2 668	1 430	520	80	-	30	52	-	2011
Рудо	2007	272	109	18	-	10	52	48	-	25	-	10	2007 Rudo
	2008	270	156	18	12	4	10	12	20	32	6	-	2008
	2009	502	368	32	6	4	12	12	24	38	6	-	2009
	2010	596	402	42	10	8	56	42	12	20	4	-	2010
	2011	464	218	50	12	8	70	68	14	20	4	-	2011

1.5. ПОРИЈЕКЛО ЕМИСИЈА ПРОИЗВЕДЕНИХ У ДРУГИМ ТВ-СТАНИЦАМА У ЧАСОВИМА
ORIGIN OF PROGRAMMES PRODUCED IN OTHER TV-STATIONS, IN HOURS

		Поријекло емисија произведених у другим ТВ-станицама <i>Origin of programmes produced in other TV-stations</i>				
		укупно <i>total</i>	домаћи произвођачи <i>domestic producers</i>	инострани произвођачи преко сателита <i>foreign producers over the satellite</i>	остали инострани произвођачи <i>other foreign producers</i>	
УКУПНО	2007	20 786	3 699	12 529	4 558	2007 TOTAL
	2008	17 666	2 659	10 172	4 835	2008
	2009	10 490	6 195	2 168	2 127	2009
	2010	7 747	2 398	3 353	1 996	2010
	2011	4 756	1 698	2 111	947	2011
Бања Лука	2007	18 236	2 334	11 434	4 468	2007 Banja Luka
	2008	15 470	1 697	9 076	4 697	2008
	2009	7 112	4 138	1 889	1 085	2009
	2010	3 910	825	2 157	928	2010
	2011	1 766	190	1 415	161	2011
Бијељина	2007	465	465	-	-	2007 Bijeljina
	2008	465	465	-	-	2008
	2009	501	501	-	-	2009
	2010	786	-	-	786	2010
	2011	786	-	-	786	2011
Власеница	2007	14	14	-	-	2007 Vlasenica
	2008	-	-	-	-	2008
	2009	-	-	-	-	2009
	2010	-	-	-	-	2010
	2011	-	-	-	-	2011
Градишка	2007	812	722	-	90	2007 Gradiška
	2008	272	182	-	90	2008
	2009	279	-	279	-	2009
	2010	279	-	279	-	2010
	2011	279	-	279	-	2011
Добој	2007	-	-	-	-	2007 Doboj
	2008	-	-	-	-	2008
	2009	-	-	-	-	2009
	2010	700	100	500	100	2010
	2011	1 168	1 168	-	-	2011
Источно Сарајево	2007	-	-	-	-	2007 Istočno Sarajevo
	2008	72	24	-	48	2008
	2009	1 313	1 131	-	182	2009
	2010	1 324	1 142	-	182	2010
	2011	-	-	-	-	2011
Прњавор	2007	1 199	104	1 095	-	2007 Prnjavor
	2008	1 200	104	1 096	-	2008
	2009	1 095	365	-	730	2009
	2010	521	104	417	-	2010
	2011	521	104	417	-	2011
Рудо	2007	60	60	-	-	2007 Rudo
	2008	187	187	-	-	2008
	2009	190	60	-	130	2009
	2010	227	227	-	-	2010
	2011	236	236	-	-	2011

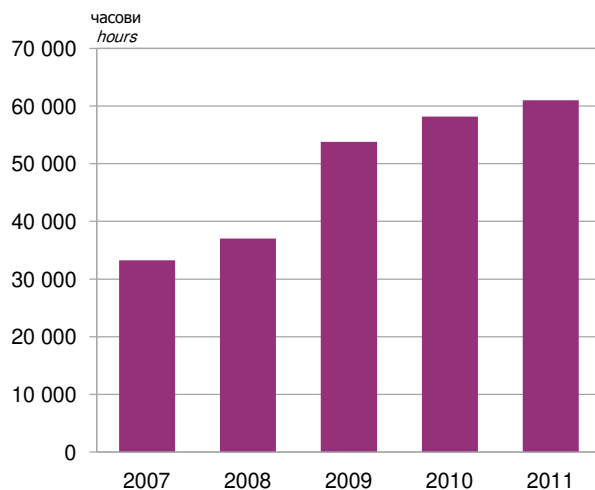
1.6. ФИЛМОВИ ЕМИТОВАНИ ИЗ СОПСТВЕНИХ ТВ-СТАНИЦА
 FILMS BROADCASTED FROM OWN TV-STATIONS

		Дугометражни филмови Feature films				Краткометражни филмови (и анимирани) Short films (including animated)				
		укупно total	домаћи ¹⁾ domestic ¹⁾		страни foreign	укупно total	домаћи ¹⁾ domestic ¹⁾		страни foreign	
			свега all	од тога, Републике Српске ²⁾ of which, of Republika Srpska ²⁾			свега all	од тога, Републике Српске ²⁾ of which, of Republika Srpska ²⁾		
УКУПНО	2009	3 408	23	9	3 385	1 795	14	14	1 781	2009 TOTAL
	2010	2 613	45	5	2 568	1 368	28	4	1 340	2010
	2011	2 142	65	5	2 077	2 360	17	7	2 343	2011
Бања Лука	2009	1 721	18	4	1 703	1 301	12	12	1 289	2009 Banja Luka
	2010	2 248	45	5	2 203	1 338	28	4	1 310	2010
	2011	1 633	65	5	1 568	2 330	17	7	2 313	2011
Бијељина	2009	-	-	-	-	-	-	-	-	2009 Bijeljina
	2010	-	-	-	-	-	-	-	-	2010
	2011	-	-	-	-	-	-	-	-	2011
Власеница	2009	-	-	-	-	-	-	-	-	2009 Vlasenica
	2010	-	-	-	-	-	-	-	-	2010
	2011	-	-	-	-	-	-	-	-	2011
Градишка	2009	-	-	-	-	-	-	-	-	2009 Gradiška
	2010	-	-	-	-	-	-	-	-	2010
	2011	-	-	-	-	-	-	-	-	2011
Добој	2009	1 282	2	2	1 280	402	2	2	400	2009 Doboј
	2010	-	-	-	-	-	-	-	-	2010
	2011	144	-	-	144	-	-	-	-	2011
Источно Сарајево	2009	38	1	1	37	92	-	-	92	2009 Istočno Sarajevo
	2010	-	-	-	-	-	-	-	-	2010
	2011	-	-	-	-	-	-	-	-	2011
Прњавор	2009	367	2	2	365	-	-	-	-	2009 Prnjavor
	2010	365	-	-	365	30	-	-	30	2010
	2011	365	-	-	365	30	-	-	30	2011
Рудо	2009	-	-	-	-	-	-	-	-	2009 Rudo
	2010	-	-	-	-	-	-	-	-	2010
	2011	-	-	-	-	-	-	-	-	2011

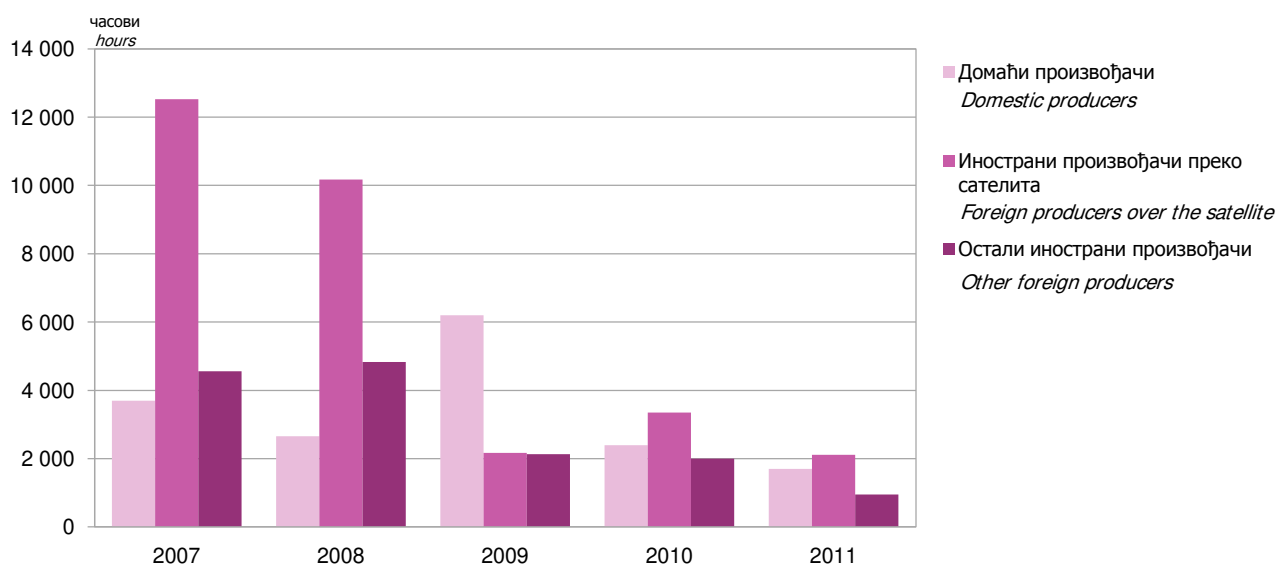

 Графикон 4. Јачина слике у kW
 Graph 4. Picture power in kW

 Графикон 5. Запослени у ТВ-станицама
 Graph 5. Employees in TV-stations

¹⁾ Домаћи филм произведен у Босни и Херцеговини / Domestic film produced in Bosnia and Herzegovina

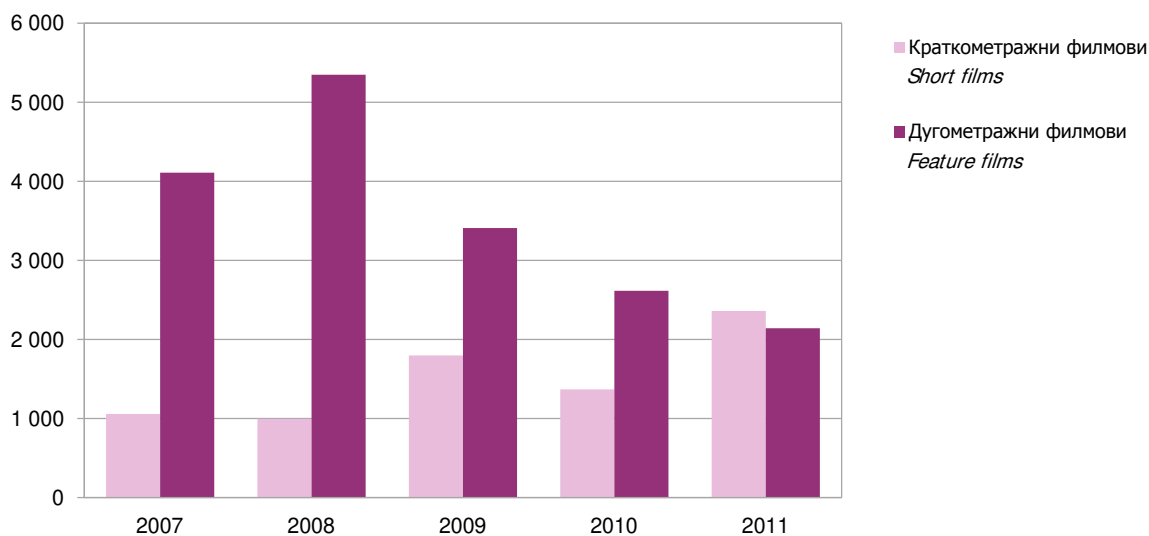
²⁾ Филм произведен у Републици Српској / Film produced in Republika Srpska



Графикон 6. Емитовани програм ТВ-станица, у часовима
Graph 6. Broadcasted TV-stations programme, in hours



Графикон 7. Емисије произведене у другим ТВ-станицама према поријеклу, у часовима
Graph 7. Programmes produced in other TV-stations by origin, in hours



Графикон 8. Филмови емитовани из сопствене ТВ-станице
Graph 8. Films broadcasted from own TV-station

2. КИНЕМАТОГРАФИЈА
 CINEMATOGRAPHY

 2.1. БИОСКОПИ, ПРЕДСТАВЕ И ПОСЈЕТИОЦИ
 CINEMAS, PROJECTIONS AND ATTENDANCE

	Био- скопи <i>Cinemas</i>	Сједишта <i>Seating capacity</i>	Представе <i>Projections</i>				Посјетиоци <i>Attendance</i>					TOTAL
			укупно <i>total</i>	домаћих филмова ³⁾ <i>domestic films³⁾</i>		страних филмова <i>foreign films</i>	укупно <i>total</i>	домаћих филмова ³⁾ <i>domestic films³⁾</i>		страних филмова <i>foreign films</i>	по једној представи <i>per projection</i>	
				свега <i>all</i>	од тога, Република Српска ⁴⁾ <i>of which, Republika Srpska⁴⁾</i>			свега <i>all</i>	од тога, Република Српска ⁴⁾ <i>of which, Republika Srpska⁴⁾</i>			
УКУПНО												
2009	22	7 013	1 876	265	258	1 611	130 232	23 207	23 195	107 018	69	2009
2010	21	7 042	4 727	38*	7	4 689	149 628	504	299	148 889	32	2010
2011	19	6 423	5 426	332	33	5 094	173 479	18 244	1 227	155 235	32	2011
Бања Лука												<i>Banja Luka</i>
2009	3	1 219	1 472	210	203	1 262	98 482	16 360	16 341	82 122	67	2009
2010	3	1 219	4 195	14	-	4 181	132 142	138	-	132 004	31	2010
2011	1	600	4 602	112	-	4 490	132 741	3 909	-	128 832	29	2011
Бијељина												<i>Bijeljina</i>
2009	1	530	10	5	5	5	1 390	1 250	1 250	140	139	2009
2010	1	530	-	-	-	-	-	-	-	-	-	2010
2011	1	530	90	6	-	84	6 703	111	-	6 592	74	2011
Вишеград												<i>Višegrad</i>
2009	1	404	-	-	-	-	-	-	-	-	-	2009
2010	1	404	-	-	-	-	-	-	-	-	-	2010
2011	1	404	-	-	-	-	-	-	-	-	-	2011
Власеница												<i>Vlasenica</i>
2009	1	350	-	-	-	-	-	-	-	-	-	2009
2010	1	350	-	-	-	-	-	-	-	-	-	2010
2011	1	350	-	-	-	-	-	-	-	-	-	2011
Гацко												<i>Gacko</i>
2009	1	271	5	-	-	5	196	-	-	196	39	2009
2010	1	271	2	-	-	2	49	-	-	49	25	2010
2011	1	271	1	-	-	1	4	-	-	4	4	2011
Градишка												<i>Gradiška</i>
2009	1	426	74	4	4	70	16 500	1 100	1 100	15 400	223	2009
2010	1	426	46	1	1	45	7 435	-	235	7 200	161	2010
2011	1	426	80	18	15	62	7 655	2 675	535	4 980	96	2011
Добој												<i>Doboj</i>
2009	1	461	211	31	31	180	3 322	1 036	1 036	2 286	16	2009
2010	1	461	243	7	1	236	3 716	91	14	3 625	15	2010
2011	1	461	155	58	6	97	4 633	2 991	90	1 642	30	2011
Источно Ново Сарајево												<i>Istočno Novo Sarajevo</i>
2009	1	200	34	-	-	34	548	-	-	548	16	2009
2010	1	200	-	-	-	-	-	-	-	-	-	2010
2011	1	200	-	-	-	-	-	-	-	-	-	2011

³⁾ Домаћи филм (представа) произведен у Босни и Херцеговини / *Domestic film (projection) produced in Bosnia and Herzegovina*
⁴⁾ Филм (представа) произведен у Републици Српској / *Film (projection) produced in Republika Srpska*

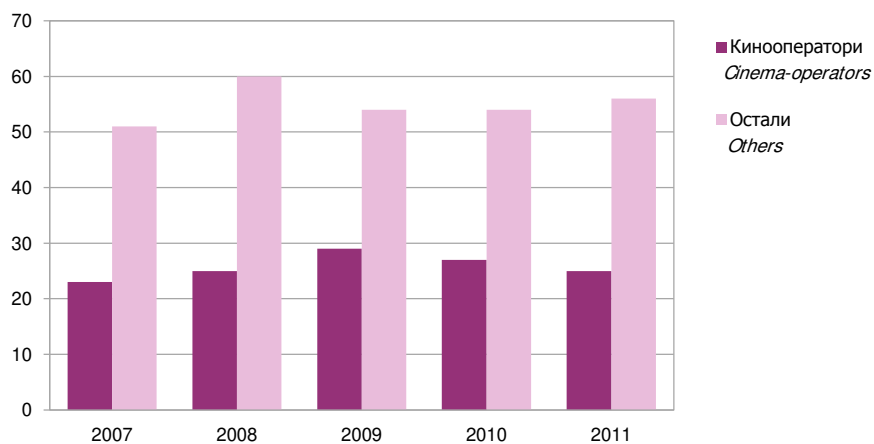
2.1. БИОСКОПИ, ПРЕДСТАВЕ И ПОСЈЕТИОЦИ
CINEMAS, PROJECTIONS AND ATTENDANCE

(наставак - continued)

	Био- скопи <i>Cinemas</i>	Сједишта <i>Seating capacity</i>	Представе <i>Projections</i>				Посјетиоци <i>Attendance</i>						
			укупно <i>total</i>	домаћих филмова ³⁾ <i>domestic films³⁾</i>		страних филмова <i>foreign films</i>	укупно <i>total</i>	домаћих филмова ³⁾ <i>domestic films³⁾</i>		страних филмова <i>foreign films</i>	по једној представи <i>per projection</i>		
				свега <i>all</i>	од тога, Република Српска ⁴⁾ <i>of which, Republika Srpska⁴⁾</i>			свега <i>all</i>	од тога, Република Српска ⁴⁾ <i>of which, Republika Srpska⁴⁾</i>				
Лакташи												<i>Laktaši</i>	
2009	1	500	-	-	-	-	-	-	-	-	-	-	<i>2009</i>
2010	1	500	-	-	-	-	-	-	-	-	-	-	<i>2010</i>
2011	1	500	-	-	-	-	-	-	-	-	-	-	<i>2011</i>
Мркоњић Град													<i>Mrkonjić Grad</i>
2009	1	350	-	-	-	-	-	-	-	-	-	-	<i>2009</i>
2010	1	350	-	-	-	-	-	-	-	-	-	-	<i>2010</i>
2011	1	350	-	-	-	-	-	-	-	-	-	-	<i>2011</i>
Нови Град													<i>Novi Grad</i>
2009	1	230	-	-	-	-	-	-	-	-	-	-	<i>2009</i>
2010	1	230	-	-	-	-	-	-	-	-	-	-	<i>2010</i>
2011	1	230	-	-	-	-	-	-	-	-	-	-	<i>2011</i>
Пале													<i>Pale</i>
2009	1	222	35	8	8	27	1 442	597	597	845	41		<i>2009</i>
2010	1	222	14	1*	1	13	563	6	6	557	40		<i>2010</i>
2011	1	222	18	11	4	7	569	260	122	309	31		<i>2011</i>
Приједор													<i>Prijedor</i>
2009	2	132	25	7	7	18	7 602	2 864	2 871	4 731	304		<i>2009</i>
2010	1	161	218	15	4	203	5 273	269	44	5 004	24		<i>2010</i>
2011	1	161	471	125	7	346	20224	7798	380	12426	43		<i>2011</i>
Рудо													<i>Rudo</i>
2009	1	320	-	-	-	-	-	-	-	-	-	-	<i>2009</i>
2010	1	320	-	-	-	-	-	-	-	-	-	-	<i>2010</i>
2011	1	320	-	-	-	-	-	-	-	-	-	-	<i>2011</i>
Соколац													<i>Sokolac</i>
2009	1	220	-	-	-	-	-	-	-	-	-	-	<i>2009</i>
2010	1	220	-	-	-	-	-	-	-	-	-	-	<i>2010</i>
2011	1	220	-	-	-	-	-	-	-	-	-	-	<i>2011</i>
Србац													<i>Srbac</i>
2009	1	398	-	-	-	-	-	-	-	-	-	-	<i>2009</i>
2010	1	398	-	-	-	-	-	-	-	-	-	-	<i>2010</i>
2011	1	380	4	2	1	2	700	500	100	200	175		<i>2011</i>
Требиње													<i>Trebinje</i>
2009	1	318	9	-	-	9	450	-	-	450	50		<i>2009</i>
2010	1	318	9	-	-	9	450	-	-	450	50		<i>2010</i>
2011	1	318	5	-	-	5	250	-	-	250	50		<i>2011</i>
Фоча													<i>Foča</i>
2009	1	232	-	-	-	-	-	-	-	-	-	-	<i>2009</i>
2010	1	232	-	-	-	-	-	-	-	-	-	-	<i>2010</i>
2011	1	250	-	-	-	-	-	-	-	-	-	-	<i>2011</i>
Шипово													<i>Špovo</i>
2009	1	230	1	-	-	1	300	-	-	300	300		<i>2009</i>
2010	1	230	-	-	-	-	-	-	-	-	-	-	<i>2010</i>
2011	1	230	-	-	-	-	-	-	-	-	-	-	<i>2011</i>

2.2. ЗАПОСЛЕНИ У БИОСКОПИМА
 EMPLOYEES IN CINEMAS

	2009		2010		2011		
	укупно <i>total</i>	од тога, кино- оператори <i>of which, cinema- operators</i>	укупно <i>total</i>	од тога, кино- оператори <i>of which, cinema- operators</i>	укупно <i>total</i>	од тога, кино- оператори <i>of which, cinema- operators</i>	
УКУПНО	83	29	81	27	81	25	TOTAL
Бања Лука	18	3	18	3	18	3	Banja Luka
Бијељина	4	3	4	3	4	3	Bijeljina
Вишеград	5	1	5	1	5	1	Višegrad
Власеница	3	1	3	1	3	1	Vlasenica
Гацко	4	1	4	1	4	1	Gacko
Градишка	6	3	6	3	3	1	Gradiška
Добој	2	1	2	1	2	1	Doboj
Источно Ново Сарајево	5	3	5	3	5	3	Istočno Novo Sarajevo
Лакташи	2	1	2	1	2	1	Laktaši
Мркоњић Град	5	1	5	1	5	1	Mrkonjić Grad
Нови Град	1	1	1	1	3	1	Novi Grad
Пале	7	1	7	1	7	1	Pale
Приједор	5	3	4	1	5	1	Prijedor
Рудо	3	1	3	1	3	1	Rudo
Соколац	-	-	-	-	-	-	Sokolac - -
Србац	1	1	1	1	1	1	Srbac
Требиње	7	2	6	2	6	2	Trebinje
Фоча	2	1	2	1	2	1	Foča
Шипово	3	1	3	1	3	1	Šipovo


 Графикон 9. Запослени у биоскопима
 Graph 9. Employees in cinemas

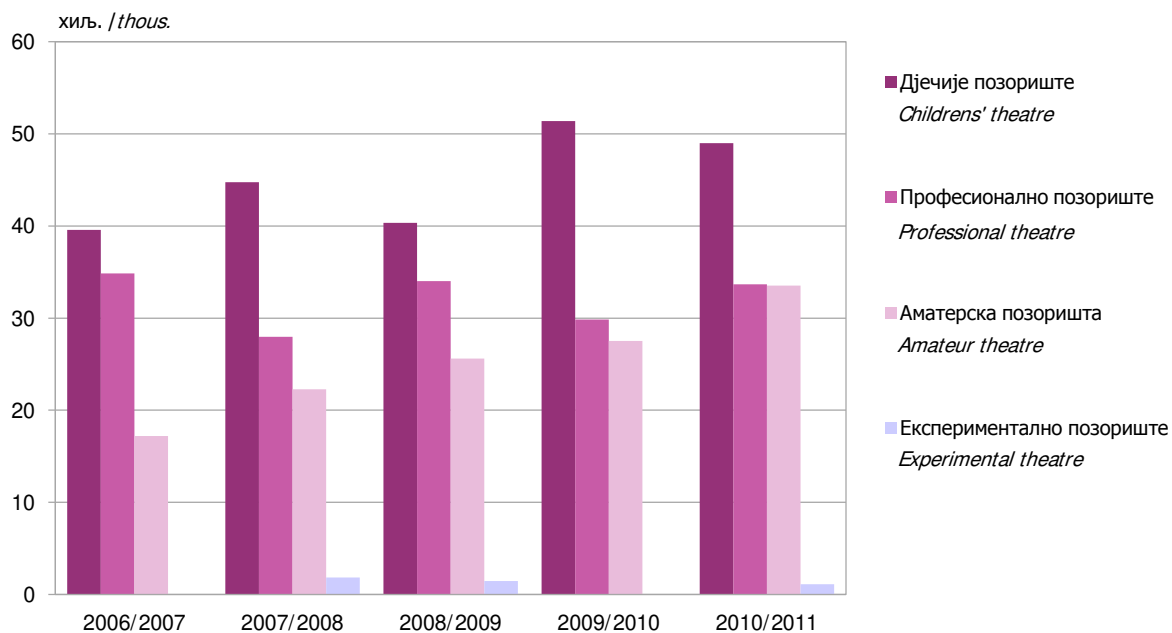
3. ПОЗОРИШТА THEATRES

3.1. ПОЗОРИШТА, ПРЕДСТАВЕ, ПОСЈЕТИОЦИ И ЗАПОСЛЕНИ THEATRES, PERFORMANCES, ATTENDANCE AND EMPLOYEES

		Позоришта <i>Theatres</i>	Сједишта <i>Seating capacity</i>	Представе <i>Performances</i>	Посјетиоци <i>Attendance</i>		Запослени <i>Employees</i>		
					укупно <i>total</i>	по једној представи <i>per performance</i>	укупно <i>total</i>	умјетници <i>artists</i>	остали <i>others</i>
УКУПНО	2006/2007	7	1 917	428	91 630	214	287	171	116
<i>TOTAL</i>	2007/2008	7	2 033	380	96 864	255	289	172	117
	2008/2009	11	2 822	462	101 402	219	340	238	102
	2009/2010	11	2 866	453	108 768	240	311	202	109
	2010/2011	11	2 961	502	117 300	234	282	184	98
Дјечије позориште	2006/2007	2	397	175	39 564	226	74	49	25
<i>Children's theatre</i>	2007/2008	1	333	142	44 760	315	40	18	22
	2008/2009	1	333	164	40 326	246	40	18	22
	2009/2010	1	333	180	51 387	285	42	18	24
	2010/2011	1	333	160	48 993	306	40	16	24
Експериментално	2006/2007	-	-	-	-	-	-	-	-
позориште	2007/2008	1	180	8	1 850	231	37	34	3
<i>Experimental theatre</i>	2008/2009	1	180	11	1 450	132	17	16	1
	2009/2010	1	180	-	-	-	2	1	1
	2010/2011	1	180	7	1 100	157	1	1	-
Професионално	2006/2007	1	300	148	34 852	235	89	38	51
позориште	2007/2008	1	300	111	27 974	252	87	34	53
<i>Professional theatre</i>	2008/2009	2	596	162	34 016	210	108	43	65
	2009/2010	2	600	142	29 859	210	115	39	76
	2010/2011	2	600	172	33 660	196	115	52	63
Аматерска	2006/2007	4	1 220	105	17 214	164	124	84	40
позоришта	2007/2008	4	1 220	119	22 280	187	125	86	39
<i>Amateur theatre</i>	2008/2009	7	1 713	125	25 610	205	175	161	14
	2009/2010	7	1 753	131	27 522	210	152	144	8
	2010/2011	7	1 848	163	33 547	206	126	115	11

3.2. ПОЗОРИШТА ПРЕМА ВРСТИ ИЗВЕДЕНИХ ДЈЕЛА
 THEATRES BY TYPE OF PERFORMANCES

		Према врсти дјела <i>By type of the performance</i>								Дјела су постављена као <i>Stage production</i>		
		драма <i>drama</i>		опера, оперета <i>opera, operetta</i>		балет, мјузикл <i>ballet, musical</i>		остало <i>other</i>		премијера <i>premiere</i>	обновљена предства <i>restaged performance</i>	ранији репертоар <i>past repertoire</i>
		пред- ставе <i>perfor- mances</i>	посје- тиоци <i>attend- ance</i>	пред- ставе <i>perfor- mances</i>	посје- тиоци <i>attend- ance</i>	пред- ставе <i>perfor- mances</i>	посје- тиоци <i>attend- ance</i>	пред- ставе <i>perfor- mances</i>	посје- тиоци <i>attend- ance</i>			
УКУПНО	2006/2007	43	54 333	1	942	-	-	19	36 355	18	-	45
<i>TOTAL</i>	2007/2008	37	56 571	-	-	-	-	24	40 293	18	1	42
	2008/2009	174	33 440	-	-	21	4 578	267	63 384	240	13	209
	2009/2010	173	32 945	-	-	33	9 814	247	66 009	164	2	287
	2010/2011	326	68 640	-	-	26	6 778	148	41 882	260	8	232
Дјечије позориште	2006/2007	2	4 647	1	942	-	-	11	33 975	4	-	10
<i>Children's theatre</i>	2007/2008	3	12 887	-	-	-	-	8	31 873	5	-	6
	2008/2009	9	2 416	-	-	16	4 128	139	33 782	85	-	79
	2009/2010	6	1 492	-	-	11	3 608	163	46 287	43	-	137
	2010/2011	24	7 477	-	-	12	3 924	124	37 592	93	-	67
Експериментално	2006/2007	-	-	-	-	-	-	-	-	-	-	-
позориште	2007/2008	-	-	-	-	-	-	1	1 850	-	1	-
<i>Experimental theatre</i>	2008/2009	-	-	-	-	5	450	6	1 000	-	-	11
	2009/2010	-	-	-	-	-	-	-	-	-	-	-
	2010/2011	-	-	-	-	7	1 100	-	-	7	-	-
Професионално	2006/2007	20	34 852	-	-	-	-	-	-	6	-	14
позориште	2007/2008	17	27 974	-	-	-	-	-	-	5	-	12
<i>Professional theatre</i>	2008/2009	71	11 664	-	-	-	-	91	22 352	77	13	72
	2009/2010	73	11 821	-	-	16	4 436	53	13 602	51	-	91
	2010/2011	166	32 106	-	-	6	1 544	-	-	90	-	82
Аматерска	2006/2007	21	14 834	-	-	-	-	8	2 380	8	-	21
позоришта	2007/2008	17	15 710	-	-	-	-	15	6 570	8	-	24
<i>Amateur theatre</i>	2008/2009	94	19 360	-	-	-	-	31	6 250	78	-	47
	2009/2010	94	19 632	-	-	6	1 770	31	6 120	70	2	59
	2010/2011	136	29 057	-	-	1	200	24	4 290	70	8	83



Графикон 10. Посјетиоци позоришта
Graph 10. Attendance in theatres



Графикон 11. Запослени у позориштима
Graph 11. Employees in theatres

4. БИБЛИОТЕКЕ LIBRARIES

4.1. БИБЛИОТЕКЕ ПРЕМА ОРГАНИЗАЦИОНОМ САСТАВУ И НАЧИНУ КОРИШЋЕЊА БИБЛИОТЕЧКОГ МАТЕРИЈАЛА LIBRARIES BY ORGANISATIONAL STRUCTURE AND MODE OF LIBRARY MATERIAL USE

	Укупно <i>Total</i>	Организациони састав <i>Organisational structure</i>			Библиотеке приступачне <i>Libraries accessible to</i>			Библиотеке које имају <i>Libraries which have</i>	
		самосталне <i>independent</i>	у саставу других предузећа <i>within other enterprises</i>	у саставу других библиотека <i>within other libraries</i>	широј јавности <i>broad public</i>	ограниченом кругу корисника <i>limited number of users</i>	само запосленима у чијем су саставу <i>only to employees of the parent enterprise</i>	читаоницу <i>reading-room</i>	покретне библиотеке <i>mobile libraries</i>
2007	49	43	6	-	48	1	-	45	-
2008	49	47	2	-	49	-	-	44	-
2009	50	49	1	-	50	-	-	47	-
2010	50	49*	1*	-	50	-	-	47	-
2011	50	49	1	-	50	-	-	48	-

4.2. БИБЛИОТЕКЕ, КЊИГЕ И КОРИСНИЦИ LIBRARIES, BOOKS AND USERS

	Народна и универзитетска библиотека <i>Public and university library</i>				Народне библиотеке <i>Public libraries</i>				Дјечије одјељење <i>Children's section</i>	
	број библиотека <i>number of libraries</i>	број књига <i>number of books</i>	корисници <i>users</i>		број библиотека <i>number of libraries</i>	број књига <i>number of books</i>	корисници <i>users</i>			
			у библиотеци <i>in the library</i>	ван библиотеке <i>out of the library</i>			у библиотеци <i>in the library</i>	ван библиотеке <i>out of the library</i>	број библиотека <i>number of libraries</i>	број књига <i>number of books</i>
2007	1	98 298	1 922	1 962	48	740 405	70 380	408 796	42	323 046
2008	1	139 142	10 476	71 598	48	702 766	64 784	338 694	44	336 408
2009	1	133 836	5 824	75 729	49	735 737	99 258	373 383	45	351 326
2010	1	136 259	6 834	86 159	49	791 198	117 172	488 287	44	355 183
2011	1	102 780	7 564	73 500	49	817 677	125 150	504 769	46	366 903

4.3. БИБЛИОТЕКЕ ПРЕМА БРОЈУ НАСЛОВА И ПРИМЈЕРАКА ОБРАЂЕНОГ КЊИЖНОГ ФОНДА LIBRARIES BY NUMBER OF TITLES AND COPIES OF PROCESSED BOOK FUND

	Укупно <i>Total</i>	Књиге и брошуре <i>Books and brochures</i>			Листови (новине) <i>Papers (newspapers)</i>			Часописи <i>Periodicals</i>			Рукописи <i>Manuscripts</i>		
		број настова <i>number of titles</i>	број примје- рака <i>number of copies</i>	дужина запремље- них полица у метрима <i>taken shelves length in metres</i>	број настова <i>number of titles</i>	број примје- рака <i>number of copies</i>	дужина запремље- них полица у метрима <i>taken shelves length in metres</i>	број настова <i>number of titles</i>	број примје- рака <i>number of copies</i>	дужина запремље- них полица у метрима <i>taken shelves length in metres</i>	број настова <i>number of titles</i>	број примје- рака <i>number of copies</i>	дужина запремље- них полица у метрима <i>taken shelves length in metres</i>
2007	49	631 966	1 373 447	25 801,0	3 240	20 598	301,8	6 689	31 807	483,5	133	119	2,9
2008	49	580 168	1 457 224	26 640,0	4 350	23 580	351,3	7 908	33 882	510,5	137	143	6,3
2009	50	775 761	1 492 642	27 376,1	6 447	31 281	450,5	6 727	36 127	1 177,5	178	310	6,0
2010	50	825 425	1 563 100	28 286,9	4 381	26 232	380,0	6 940	37 161	1 101,1	619	619	8,7
2011	50	942 377	1 582 540	28 138,3	3 758	24 887	358,0	9 422	40 355	600,6	826	972	15,8

4.4. ОБРАЂЕН НЕКЊИЖНИ БИБЛИОТЕЧКИ МАТЕРИЈАЛ
PROCESSED NON-BOOK LIBRARY MATERIAL

	Укупно <i>Total</i>	Број предмета физичке јединице <i>Number of items of physical unit</i>							
		географске карте <i>geographic maps</i>	дјела за слијепе <i>issues for the blind</i>	микро облици <i>micro forms</i>	филм и видео снимци <i>film and video recordings</i>	визуелна грађа <i>visual material</i>	визуелна пројекција <i>visual projection</i>	звучни снимци <i>audio recordings</i>	остало <i>other</i>
2007	49	82	-	1	327	5 232	125	203	654
2008	49	99	-	1	264	5 056	1 439	661	972
2009	50	76	-	-	349	6 100	116	298	195
2010	50	130	-	1	510	9 593	638	398	260
2011	50	140	119	1	678	9 455	691	385	517

4.5. ПРИНОВЕ КЊИЖНОГ ФОНДА
NEW SUPPLIES OF BOOK FUND

	Укупно библиотека <i>Libraries, total</i>	Књиге и брошуре <i>Books and brochures</i>											
		број наслова <i>number of titles</i>					број примјерака <i>number of copies</i>						дужина запремљених полица у метрима <i>taken shelves length in metres</i>
		куповина <i>purchase</i>	обавезан примјерак <i>compulsory copy</i>	размјена <i>exchange</i>	поклон <i>gift</i>	остало <i>other</i>	куповина <i>purchase</i>	обавезан примјерак <i>compulsory copy</i>	размјена <i>exchange</i>	поклон <i>gift</i>	остало <i>other</i>		
2007	49	18 114	2 854	88	19 999	550	27 170	4 890	4 327	31 554	612	1 250,1	
2008	49	13 563	8 942	2 951	14 162	28	20 378	10 089	3 351	29 021	64	1 072,1	
2009	50	10 818	11 127	4 989	24 201	363	14 467	12 184	5 250	34 578	429	1 121,4	
2010	50	7 921	2 140	399	22 943	235	13 065	6 261	4 580	36 503	235	1 039,1	
2011	50	10 528	5 538	1 173	21 288	34	125 050	7 435	3 306	27 544	34	853,4	

4.5. ПРИНОВЕ КЊИЖНОГ ФОНДА
NEW SUPPLIES OF BOOK FUND

(наставак-continued)

	Новине (листови) <i>Newspapers</i>											
	број наслова <i>number of titles</i>					број годишта <i>number of years</i>						дужина запремљених полица у метрима <i>taken shelves length in metres</i>
	куповина <i>purchase</i>	обавезан примјерак <i>compulsory copy</i>	размјена <i>exchange</i>	поклон <i>gift</i>	остало <i>other</i>	куповина <i>purchase</i>	обавезан примјерак <i>compulsory copy</i>	размјена <i>exchange</i>	поклон <i>gift</i>	остало <i>other</i>		
2007	592	64	16	520	3	4 066	2 292	1 186	133	1	146,0	
2008	976	78	12	981	15	4 631	2 462	885	437	1	148,2	
2009	144	212	30	874	15	4 030	3 114	998	418	1	132,6	
2010	150	168	47	193	14	9 040	3 228	2 161	297	14	213,5	
2011	1 597	1 088	773	172	-	9 513	3 289	773	241	-	193,5	

4.5. ПРИНОВЕ КЊИЖНОГ ФОНДА
 NEW SUPPLIES OF BOOK FUND

(наставак-continued)

	Часописи <i>Periodicals</i>										
	број наслова <i>number of titles</i>					број свезака <i>number of volumes</i>					дужина запремљених полица у метрима <i>taken shelves length in metres</i>
	куповина <i>purchase</i>	обавезан примјерак <i>compulsory copy</i>	размјена <i>exchange</i>	поклон <i>gift</i>	остало <i>other</i>	куповина <i>purchase</i>	обавезан примјерак <i>compulsory copy</i>	размјена <i>exchange</i>	поклон <i>gift</i>	остало <i>other</i>	
2007	259	67	101	236	-	746	173	293	869	-	
2008	53	48	125	544	-	773	146	312	764	-	30,4
2009	186	374	291	424	-	1 085	1 293	1 100	1 641	-	72,5
2010	154	136	1	364	16	882	654	486	1 422	16	48,8
2011	203	242	63	362	1	977	741	188	1 266	1	44,7

 4.5. ПРИНОВЕ КЊИЖНОГ ФОНДА
 NEW SUPPLIES OF BOOK FUND

(наставак-continued)

	Рукописи <i>Manuscripts</i>										
	број наслова <i>number of titles</i>					број свезака <i>number of volumes</i>					дужина запремљених полица у метрима <i>taken shelves length in metres</i>
	куповина <i>purchase</i>	обавезан примјерак <i>compulsory copy</i>	размјена <i>exchange</i>	поклон <i>gift</i>	остало <i>other</i>	куповина <i>purchase</i>	обавезан примјерак <i>compulsory copy</i>	размјена <i>exchange</i>	поклон <i>gift</i>	остало <i>other</i>	
2007	-	-	-	1	-	-	-	-	1	-	
2008	-	-	-	1	-	-	-	-	20	-	0,2
2009	-	3	-	1	-	-	3	-	1	-	0,05
2010	52	-	-	2	-	52	-	-	2	-	2,0
2011	50	-	-	136	-	50	-	-	136	-	2,7

 4.6. ПРИНОВЕ НЕКЊИЖНОГ БИБЛИОТЕЧКОГ МАТЕРИЈАЛА
 NEW SUPPLIES OF NON-BOOK LIBRARY MATERIAL

	Микро облици <i>Micro forms</i>					Филм и видео снимци <i>Film and video recordings</i>				
	куповина <i>purchase</i>	обавезан примјерак <i>compulsory copy</i>	размјена <i>exchange</i>	поклон <i>gift</i>	остало <i>other</i>	куповина <i>purchase</i>	обавезан примјерак <i>compulsory copy</i>	размјена <i>exchange</i>	поклон <i>gift</i>	остало <i>other</i>
2007	-	-	-	-	-	17	-	-	16	-
2008	-	-	-	-	-	22	5	-	2	-
2009	-	-	-	-	-	21	1	-	15	-
2010	-	-	-	-	-	14	2	-	33	-
2011	-	-	-	-	-	15	-	-	4	-

4.6. ПРИНОВЕ НЕКЊИЖНОГ БИБЛИОТЕЧКОГ МАТЕРИЈАЛА
NEW SUPPLIES OF NON-BOOK LIBRARY MATERIAL

(наставак-continued)

	Визуелна пројекција Visual projection					Звучни снимци Audio recordings				
	куповина purchase	обавезан примјерак compulsory copy	размјена exchange	поклон gift	остало other	куповина purchase	обавезан примјерак compulsory copy	размјена exchange	поклон gift	остало other
2007	29	-	-	24	-	31	-	-	6	1
2008	-	-	-	-	-	32	-	-	2	-
2009	-	1	-	-	-	20	-	-	2	-
2010	122	8	-	321	50	24	-	-	19	-
2011	20	48	-	5	-	13	-	-	61	-

4.6. ПРИНОВЕ НЕКЊИЖНОГ БИБЛИОТЕЧКОГ МАТЕРИЈАЛА
NEW SUPPLIES OF NON-BOOK LIBRARY MATERIAL

(наставак-continued)

	Остало Other				
	куповина purchase	обавезан примјерак compulsory copy	размјена exchange	поклон gift	остало other
2007	62	38	3	5	14
2008	53	18	-	14	43
2009	10	-	-	88	-
2010	72	29	-	91	4
2011	136	12	34	429	2

4.7. ОБРАЂЕН КЊИЖНИ ФОНД И ЊЕГОВО КОРИШЋЕЊЕ
PROCESSED BOOK FUND AND ITS USE

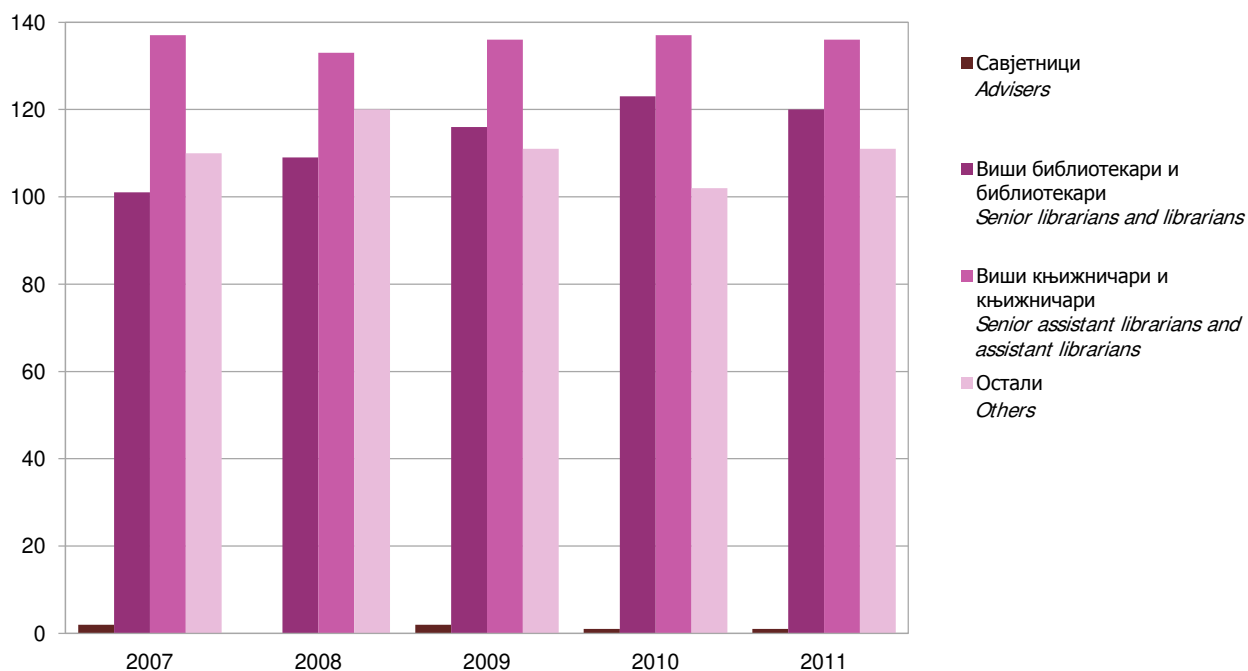
	Број примјерака књига и брошура Number of copies of books and brochures	Број годишта новина (листова) Number of years of newspapers	Број свезака часописа Number of volumes of periodicals	Књиге и брошуре Books and brochures	Новине (листови) Papers (newspapers)	Часописи Periodicals
2007	1 373 447	20 598	31 457	838 693	57 253	14 047
2008	1 457 164	23 580	33 882	949 908	43 220	15 058
2009	1 511 647	31 287	36 127	886 623	73 853	20 452
2010	1 563 100	26 232	37 161	927 457	100 604	20 715
2011	1 582 540	24 887	40 355	920 457	110 514	22 751

4.8. БИБЛИОТЕКЕ ПРЕМА БРОЈУ ПРИМЈЕРАКА УКУПНОГ КЊИЖНОГ ФОНДА
 LIBRARIES BY NUMBER OF COPIES IN THE TOTAL BOOK FUND

	Народна и универзитетска библиотека <i>Public and university library</i>				
	2007	2008	2009	2010	2011
Укупно <i>Total</i>	1	1	1	1	1
501 – 1 000	-	-	-	-	-
1 001 – 5 000	-	-	-	-	-
5 001 – 10 000	-	-	-	-	-
10 001 – 50 000	-	-	-	-	-
50 001 – 100 000	1	-	-	-	-
преко 100 000 <i>over 100 000</i>	-	1	1	1	1
	Народна библиотека <i>Public library</i>				
	2007	2008	2009	2010	2011
Укупно <i>Total</i>	48	48	49	49	49
до 500 <i>up to 500</i>	-	-	-	-	-
501 – 1 000	-	1	-	-	-
1 001 – 3 000	-	-	1	-	-
3 001 – 5 000	2	2	1	1	-
5 001 – 10 000	3	1	2	1	2
10 001 – 50 000	37	38	37	38	38
50 001 – 100 000	6	6	8	8	8
преко 100 000 <i>over 100 000</i>	-	-	-	1	1
	Дјечије одјељење у оквиру народне библиотеке <i>Children's section within the public library</i>				
	2007	2008	2009	2010	2011
Укупно <i>Total</i>	42	44	45	44	46
до 250 <i>up to</i>	-	-	-	-	-
251 – 500	-	1	-	-	-
501 – 1 000	-	-	-	-	-
1 001 – 2 000	2	1	3	1	1
2 001 – 3 000	2	1	-	4	3
3 001 – 5 000	10	11	10	9	7
5 001 – 10 000	24	26	25	24	27
преко 10 000 <i>over 10 000</i>	4	4	7	7	8

4.9. ЗАПОСЛЕНИ У БИБЛИОТЕКАМА
EMPLOYEES IN LIBRARIES

	С пуним радним временом <i>Working full-time</i>						С краћим од пуног радног времена <i>Working part-time</i>						Особље подручних библиотека <i>Staff in regional libraries</i>	
	укупно <i>total</i>	стручни библиотекарски радници <i>professional workers in library</i>					укупно <i>total</i>	стручни библиотекарски радници <i>professional workers in library</i>						остали <i>others</i>
		свега <i>all</i>	савјетници <i>advisers</i>	виши библиотекари и библиотекари <i>senior librarians and librarians</i>	виши књижничари и књижничари <i>senior assistant librarians and assistant librarians</i>	остали <i>others</i>		свега <i>all</i>	савјетници <i>advisers</i>	виши библиотекари и библиотекари <i>senior librarians and librarians</i>	виши књижничари и књижничари <i>senior assistant librarians and assistant librarians</i>	остали <i>others</i>		
2007	341	238	2	100	136	103	9	2	-	1	1	7	-	
2008	355	242	-	109	133	113	7	-	-	-	-	7	-	
2009	360	254	2	116	136	106	5	-	-	-	-	5	-	
2010	358	260	1	122	137	98	5	-	-	1	-	4	-	
2011	359	256	1	119	136	103	9	1	-	1	-	8	-	



Графикон 12. Запослени у библиотекама
Graph 12. Employees in libraries

5. АРХИВ ARCHIVE

5.1. ВРСТА АРХИВСКИХ ФОНДОВА (ОСИМ ЛИЧНИХ И ПОРОДИЧНИХ) – стање 31.XII TYPES OF ARCHIVE FUNDS (EXCLUDING PERSONAL AND FAMILY) – as of 31. XII

	2009		2010		2011		
	број фондова <i>number of funds</i>	дужни метри <i>length in meters</i>	број фондова <i>number of funds</i>	дужни метри <i>length in meters</i>	број фондова <i>number of funds</i>	дужни метри <i>length in meters</i>	
УКУПНО	716	3 745	732	3 891	747	3 943	<i>TOTAL</i>
Управа и јавне службе	340	2 456	345	2 513	348	2 539	<i>Administration and public services</i>
Правосуђе	33	213	33	213	33	213	<i>Justice administration</i>
Војне јединице, установе и предузећа	2	13	2	13	2	13	<i>Military units, institutions and enterprises</i>
Просвјетне, културне и научне установе	60	307	61	310	67	319	<i>Educational, cultural and scientific institutions</i>
Социјалне и здравствене установе	10	4	10	4	10	4	<i>Social and health institutions</i>
Привреда и банкарство	157	476	166	562	172	579	<i>Commerce and banking</i>
Друштвено-политичке организације, друштва и удружења	97	237	98	237	98	237	<i>Socio-political organisations, societies and associations</i>
Вјерске установе и организације	2	2	2	2	2	2	<i>Religious institutions and organisations</i>
Остало	15	37	15	37	15	37	<i>Other</i>

5.1.1. ЛИЧНИ И ПОРОДИЧНИ ФОНДОВИ – стање 31. XII PERSONAL AND FAMILY FUNDS – as of 31. XII

	Грађа у дужним метрима <i>Lengths of archive material in meters</i>			
	укупно <i>total</i>	сређена <i>organised</i>	несређена <i>unorganised</i>	
Број фондова				<i>Number of funds</i>
2009	4	2	2	<i>2009</i>
2010	4	2	2	<i>2010</i>
2011	4	2	2	<i>2011</i>

5.2. АРХИВСКА ГРАЂА ПРЕМА ВРЕМЕНУ НАСТАНКА И СРЕЂЕНОСТИ – стање 31. XII ARCHIVE MATERIAL BY TIME OF ORIGIN AND ARRANGEMENT – as of 31. XII

Вријеме настанка	Укупно <i>Total</i>		Сређена <i>Organised</i>		Несређена <i>Not organised</i>		Time of origin
	број фондова <i>number of funds</i>	дужних метара <i>length in meters</i>	број фондова <i>number of funds</i>	дужних метара <i>length in meters</i>	број фондова <i>number of funds</i>	дужних метара <i>length in meters</i>	
2009							<i>2009</i>
УКУПНО	716	3 707	482	2 281	234	1 426	<i>TOTAL</i>
до 1918.	23	192	15	181	8	11	<i>up to 1918</i>
од 1919. до 1940.	28	154	15	50	13	104	<i>from 1919 to 1940</i>
од 1941. до 1945.	73	75	45	50	28	25	<i>from 1941 to 1945</i>
од 1946. до 1991.	575	2 986	390	1 700	185	1 286	<i>from 1946 to 1991</i>
од 1992. до данас	17	300	17	300	-	-	<i>from 1992 till today</i>

5.2. АРХИВСКА ГРАЂА ПРЕМА ВРЕМЕНУ НАСТАНКА И СРЕЂЕНОСТИ – стање 31. XII
ARCHIVE MATERIAL BY TIME OF ORIGIN AND ARRANGEMENT – as of 31. XII

(наставак-continued)

Вријеме настанка	Укупно <i>Total</i>		Сређена <i>Organised</i>		Несређена <i>Not organised</i>		Time of origin
	број фондова <i>number of funds</i>	дужних метара <i>length in meters</i>	број фондова <i>number of funds</i>	дужних метара <i>length in meters</i>	број фондова <i>number of funds</i>	дужних метара <i>length in meters</i>	
2010							2010
УКУПНО	732	3 891	498	2 465	234	1 426	TOTAL
до 1918.	23	191	15	180	8	11	up to 1918
од 1919. до 1940.	28	154	15	50	13	104	from 1919 to 1940
од 1941. до 1945.	73	75	45	50	28	25	from 1941 to 1945
од 1946. до 1991.	584	3 066	399	1 780	185	1 286	from 1946 to 1991
од 1992. до данас	24	405	24	405	-	-	from 1992 till today
2011							2011
УКУПНО	747	3 940	512	2 540	235	1 400	TOTAL
до 1918.	23	192	15	180	8	12	up to 1918
од 1919. до 1940.	28	154	15	50	13	104	from 1919 to 1940
од 1941. до 1945.	74	76	46	51	28	25	from 1941 to 1945
од 1946. до 1991.	596	3 045	410	1 786	186	1 259	from 1946 to 1991
од 1992. до данас	26	473	26	473	-	-	from 1992 till today

5.3. ВРСТА АРХИВСКЕ ГРАЂЕ
TYPE OF ARCHIVE MATERIAL

	2009		2010		2011		
	стање 31. XII <i>as of 31. XII</i>	примљено у архив у току године <i>received in archive during the year</i>	стање 31. XII <i>as of 31. XII</i>	примљено у архив у току године <i>received in archive during the year</i>	стање 31. XII <i>as of 31. XII</i>	примљено у архив у току године <i>received in archive during the year</i>	
Конвенционална архивска грађа (дужних метара)	3 707	52	3 891	184	3 941	77	Conventional archive material (length in meters)
Картографска архивска грађа (број предмета)	144	-	-	-	-	-	Cartographical archive material (length in meters)
Аудио-визуелна архивска грађа (број предмета)	90	-	90	-	90	-	Audio-visual archive material (number of objects)
Архивски материјал који се чита помоћу машина (дужних метара)	-	-	-	-	-	-	Archive material reproduced by machines (length in meters)
Микроформе (број предмета)	142	-	142	-	142	-	Microforms (number of objects)
Цртежи и графике (број предмета)	-	-	-	-	-	-	Drawings and graphics (number of objects)
Печати и остали тродимензионални предмети (број предмета)	-	-	-	-	-	-	Stamps and other three- dimensional objects (number of objects)
Библиотечки материјал (број библиографских јединица)	14 050	70	14 156	106	14 289	134	Library material (number of bibliographic units)

5.4. КОРИШЋЕЊЕ БИБЛИОТЕКЕ
 USE OF LIBRARY

	Број библиотечких јединица (31. XII) Number of library units (31. XII)	Корисници Users			
		укупно total	домаћи ⁵⁾ domestic ⁵⁾		страни foreign
			свега all	од тога, Република Српска ⁶⁾ of which, Republika Srpska ⁶⁾	
2009	14 050	404	394	390	10
2010	14 156	523	511*	507	12
2011	14 289	524	510	504	14

 5.5. УСЛУГЕ КОРИСНИЦИМА У ТОКУ ГОДИНЕ
 SERVICES TO USERS DURING THE YEAR

	Број корисника Number of users				Број посјета (читаоницама, библиотекама и сл.) Number of visits (to reading rooms, libraries, etc)	Број предмета архивске грађе Number of objects of using archive material	Број израђених фото-копија и других копија за потребе корисника Number of photocopies and other copies done for the needs of users
	укупно total	домаћи ⁵⁾ domestic ⁵⁾		страни foreign			
		свега all	од тога, Република Српска ⁶⁾ of which, Republika Srpska ⁶⁾				
2009	1 102	1 087	1 036	15	404	62	3 787
2010	1 224	1 209	1 150	15	523	62	3 972
2011	1 071	1 056	971	15	524	3 300	4 335

 5.6. ЗАПОСЛЕНИ – стање 31. XII
 EMPLOYEES – as of 31. XII

	2009			2010			2011			
	укупно total	с пуним радним временом working full-time	с краћим од пуног радног времена working part-time	укупно total	с пуним радним временом working full-time	с краћим од пуног радног времена working part-time	укупно total	с пуним радним временом working full-time	с краћим од пуног радног времена working part-time	
УКУПНО	33	33	-	32	32	-	33	33	-	TOTAL
Радници архивске струке	24	24	-	23	23	-	23	23	-	Archive staff
са високим образовањем	15	15	-	14	14	-	14	14	-	with higher education
са вишим образовањем	3	3	-	3	3	-	3	3	-	with high (college) education
са средњим образовањем	6	6	-	6	6	-	6	6	-	with secondary education
са нижим образовањем	-	-	-	-	-	-	-	-	-	with lower education
Радници конзерваторске и реставраторске струке	1	1	-	1	1	-	1	1	-	Conservation and restoration staff
са високим образовањем	1	1	-	1	1	-	1	1	-	with higher education
са вишим образовањем	-	-	-	-	-	-	-	-	-	with high (college) education
са средњим образовањем	-	-	-	-	-	-	-	-	-	with secondary education
са нижим образовањем	-	-	-	-	-	-	-	-	-	with lower education
Библиотекари	-	-	-	-	-	-	1	1	-	Librarians
са високим образовањем	-	-	-	-	-	-	-	-	-	with higher education
са вишим образовањем	-	-	-	-	-	-	-	-	-	with high (college) education
са средњим образовањем	-	-	-	-	-	-	1	1	-	with secondary education
Техничко, административно и остало особље	8	8	-	8	8	-	8	8	-	Technical, administrative and other staff

⁵⁾ Корисници из Босне и Херцеговине
 Users from Bosnia and Herzegovina

⁶⁾ Корисници из Републике Српске
 Users from Republika Srpska

6. МУЗЕЈ И МУЗЕЈСКА ЗБИРКА MUSEUM AND MUSEUM COLLECTION

6.1. МУЗЕЈСКИ ПРЕДМЕТИ ПО ВРСТАМА ЗБИРКИ MUSEUM OBJECTS BY TYPE OF COLLECTION

	Укупно <i>Total</i>	Инвентарисани предмети по врстама збирки <i>Inventoried objects by type of collection</i>										Неинвентарисани предмети <i>Items not entered into inventory</i>	
		природњачке <i>natural</i>	историјске <i>historical</i>	културно-историјске <i>art history</i>	археолошке <i>archeological</i>	нумизматичке <i>numismatic</i>	етнографске <i>ethnographic</i>	умјетничке <i>artistic</i>	примјењене умјетности <i>applied art</i>	техничке <i>technical</i>	остале <i>other</i>		
2009													2009
УКУПНО	178 661	8 366	57 093	1	83 222	565	10 831	3 574	31	2	2 474	12 502	TOTAL
Изложбени	7 988	139	1 738	1	1 933	43	2 047	2 010	25	2	50		For exhibition
2010													2010
УКУПНО	52 543	251	16 315	15	17 499	399	4 570	3 705	47	-	3 385	6 357	TOTAL
Изложбени	3 487	-	964	-	830	-	1 100	518	25	-	50		For exhibition
2011													2011
УКУПНО	38 028	165	17 178	-	7 931	400	4 640	4 407	27	-	3 280	11 425	TOTAL
Изложбени	3 406	-	664	-	840	-	1 100	672	25	-	105		For exhibition

6.2. БРОЈ ПОСЈЕТИЛАЦА МУЗЕЈА NUMBER OF MUSEUM VISITORS

	Укупно <i>Total</i>	Појединачне посјете <i>Individual visits</i>	Групне посјете <i>Group visits</i>			
			школске <i>school visits</i>	остале <i>other</i>		
2009 свега	54 734	9 411	27 439	17 884	<i>all</i>	2009
плаћају улазницу	6 933	1 981	4 135	817	<i>paying for the ticket</i>	
не плаћају улазницу	47 801	7 430	23 304	17 067	<i>not paying for the ticket</i>	
2010 свега	62 208	26 763	28 411	7 034	<i>all</i>	2010
плаћају улазницу	5 758	653	4 975	130	<i>paying for the ticket</i>	
не плаћају улазницу	56 450	26 110	23 436	6 904	<i>not paying for the ticket</i>	
2011 свега	59 722	27 302	23 653	8 767	<i>all</i>	2011
плаћају улазницу	6 924	1 356	4 170	1 398	<i>paying for the ticket</i>	
не плаћају улазницу	52 798	25 946	19 483	7 369	<i>not paying for the ticket</i>	

6.3. БРОЈ И ПОВРШИНА ПРОСТОРИЈА КОЈЕ МУЗЕЈ КОРИСТИ NUMBER AND SURFACE AREA OF THE FACILITIES USED BY MUSEUM

	Укупно <i>Total</i>	Изложбене просторије <i>Exhibition facilities</i>			Депои <i>Depots</i>	Радионице и лабораторије <i>Workshops and laboratories</i>	Сувенирници <i>Souvenirs</i>	Остале просторије <i>Other facilities</i>	
		сталне <i>permanent</i>	тематске <i>thematic</i>	гостујуће <i>guest</i>					
2009									2009
Број	155	37	6	17	33	15	1	46	Number
Површина у м ²	11 309,1	4 759,0	763,6	686,0	1 972,9	727,3	8,8	2 384,4	Surface area in m ²
2010									2010
Број	145	40	7	5	30	14	1	47	Number
Површина у м ²	11 115,1	5 158,0	663,6	339,0	1 897,9	663,3	8,8	2 377,4	Surface area in m ²
2011									2011
Број	159	41	8	15	32	15	1	47	Number
Површина у м ²	11 280,1	5 308,0	359,6	583,0	1 947,9	713,3	8,8	2 359,4	Surface area in m ²

6.4. ИЗЛОЖБЕ И ПОСЈЕТИОЦИ МУЗЕЈСКИХ ИЗЛОЖБИ
 EXHIBITS AND VISITORS OF MUSEUM EXHIBITS

	2009		2010		2011		
	број изложби <i>number of exhibitions</i>	број посјетилаца <i>number of visitors</i>	број изложби <i>number of exhibitions</i>	број посјетилаца <i>number of visitors</i>	број изложби <i>number of exhibitions</i>	број посјетилаца <i>number of visitors</i>	
Изложбе у музеју							<i>Exhibitions in museum</i>
Сопствене	59	28 443	74	37 083	63	41 941	<i>Own exhibitions</i>
Гостовања из:							<i>Guest exhibitions:</i>
других музеја БиХ	40	10 034	43	6 427	28	3 111	<i>from other museums in BiH</i>
од тога, Република Српска	35	5 070	22	3 743	22	2 481	<i>of which, Republika Srpska</i>
друге републике ех-Југославије	11	5 041	14	3 819	24	3 116	<i>from other republic of ex-Yugoslavia</i>
иностранства	1	1 501	2	1 938	3	1 623	<i>from abroad</i>
Изложбе ван музеја у:							<i>Exhibitions out of museum:</i>
другим просторима у мјесту	5	1 550	3	1 330	7	3 820	<i>in other facilities in the settlement</i>
другим мјестима у БиХ	27	19 750	21	5 700	17	8 500	<i>in other places in BiH</i>
од тога, у другим мјестима Републике Српске	20	8 750	15	6 550	10	6 500	<i>of which, in other places in Republika Srpska</i>
другој републици ех-Југославије	7	11 350	3	330	1	1 000	<i>in other republic of ex-Yugoslavia</i>
иностранству	-	-	-	-	-	-	<i>abroad</i>

 6.5. ИЗДАВАЧКА ДЈЕЛАТНОСТ МУЗЕЈА
 PUBLISHING ACTIVITY OF MUSEUM

	Зборници, анали <i>Collections, chronicles</i>	Каталози збирки <i>Catalogues of collections</i>	Каталози изложби <i>Catalogues of exhibitions</i>	Музејски водичи <i>Museum guides</i>	Плакати <i>Placards</i>	Остало <i>Other</i>	
2009 број	1	15	57	1	78	45	<i>number 2009</i>
тираж	500	10 200	14 180	3 000	1 236	14 000	<i>print run</i>
2010 број	2	1	56	2	119	19	<i>number 2010</i>
тираж	2 000	300	12 460	4 000	1 353	5 430	<i>print run</i>
2011 број	13	11	40	2	79	20	<i>number 2011</i>
тираж	1 297	8 904	9 850	4 000	900	8 470	<i>print run</i>

 6.6. ОСОБЉЕ МУЗЕЈА У 2011. ГОДИНИ
 MUSEUM STAFF IN 2011

	Укупно <i>Total</i>	С пуним радним временом (стање 31.XII) <i>Working full-time (on 31.XII)</i>			С краћим од пуног радног времена (стање 31.XII) <i>Working part-time (on 31.XII)</i>	Спољни сарадници (1.1-31.XII) <i>External associates (1.1-31.XII)</i>	
		свега <i>all</i>	на неодређено вријеме <i>on permanent basis</i>	на одређено вријеме <i>on temporary basis</i>			
УКУПНО	175	123	116	7	-	52	<i>TOTAL</i>
Научно- стручно	45	43	42	1	-	2	<i>Scientific and professional</i>
Стручно	45	17	15	2	-	28	<i>Professional</i>
Музејско-педагошко и водичи	4	4	4	-	-	-	<i>Museum and pedagogical staff and guides</i>
Техничко	17	11	10	1	-	6	<i>Technical</i>
Остало	64	48	45	3	-	16	<i>Other</i>

6.7. ПРЕДМЕТИ ПО ВРСТАМА МУЗЕЈСКИХ ЗБИРКИ
OBJECTS BY TYPE OF MUSEUM COLLECTIONS

	Инвентарисани предмети по врстама збирки <i>Inventoried objects by type of collection</i>										Неинвентарисани предмети <i>Items not entered into inventory</i>			
	свега <i>all</i>	природ- њачке <i>natural</i>	историј- ске <i>historical</i>	културно- историјске <i>art history</i>	археолошке <i>archeological</i>	нумизма- тичке <i>numismatic</i>	етно- графске <i>ethnographic</i>	умјетничке <i>artistic</i>	техничке <i>technical</i>	остале <i>other</i>				
2009														
УКУПНО	3 789	10	702	-	434	-	2 628	15	-	-	1 250		2009 TOTAL	
Изложбени	1 167	-	-	-	-	-	1 152	15	-	-	-		For exhibition	
2010														
УКУПНО	4 000	-	756	-	344	154	2 706	36	4	-	1 339		2010 TOTAL	
Изложбени	1 389	-	53	-	22	21	1 260	29	4	-	-		For exhibition	
2011														
УКУПНО	3 968	-	771	-	270	154	2 733	36	4	-	1 039		2011 TOTAL	
Изложбени	1 777	-	59	-	192	21	1 472	29	4	-	-		For exhibition	

6.8. БРОЈ ПОСЈЕТИЛАЦА МУЗЕЈСКИХ ЗБИРКИ
NUMBERS OF VISITORS OF MUSEUM COLLECTIONS

	Број посјетилаца <i>Numbers of visitors</i>
2009	2 050
2010	4 250
2011	4 700

7. ИЗДАВАЧКА ДЈЕЛАТНОСТ И ШТАМПА PUBLISHING AND PRINTING

7.1. КЊИГЕ И БРОШУРЕ BOOKS AND BROCHURES

7.1.1. БРОЈ ИЗДАВАЧА КЊИГА И БРОШУРА NUMBER OF BOOK AND BROCHURE'S PUBLISHERS

	Број издавача Number of publishers	
	књига of books	брошура of brochures
2009	79	79
2010	88	88
2011	49	49

7.1.2. КЊИГЕ И БРОШУРЕ ИЗДАТЕ У ТОКУ ГОДИНЕ, ПО (УДК) КЛАСИФИКАЦИЈИ BOOKS AND BROCHURES PUBLISHED DURING THE YEAR, BY (UDC) CLASSIFICATION

	2009		2010		2011		
	број књига number of books	број брошура number of brochures	број књига number of books	број брошура number of brochures	број књига number of books	број брошура number of brochures	
УКУПНО	608 524	13 170	836 775	23 140	621 095	19 200	TOTAL
Општа група	1 700	2 500	2 800	700	2 100	1 400	General group
Филозофија, психологија	1 600	-	1 750	-	2 500	-	Philosophy, psychology
Религија, теологија	3 280	-	3 795	-	1 000	500	Religion, theology
Друштвене науке (опште)	504 764	4 170	761 760	8 390	565 455	5 400	Social science (general)
Природне науке	4 100	-	4 700	700	5 920	-	Natural sciences
Примјењене науке, медицина, техника	55 430	1 850	28 950	3 800	13 440	1 300	Applied sciences, medicine, technical sciences
Умјетност	6 330	3 900	6 320	9 300	8 200	10 100	Art
Лингвистика, филологија и књижевност	24 770	-	18 700	-	14 830	-	Linguistics, philology and literature
Археологија, географија, биографија, историја	6 550	750	8 000	250	7 650	500	Archaeology, geography, biography, history

7.2. ЛИСТОВИ (НОВИНЕ) PAPERS (NEWSPAPERS)

7.2.1. БРОЈ ИЗДАВАЧА И ТИРАЖ ЛИСТОВА (НОВИНА) NUMBER OF PUBLISHERS AND PRINT RUN OF PAPERS (NEWSPAPERS)

	Број издавача Number of publishers	Укупно изашло бројева у току године Total of issued numbers during the year	Укупан тираж по мјесецима Total print run by month
2009	18	1 344	6 954 062
2010	13	971	6 463 122
2011	11	890	4 825 412

7.3. ЧАСОПИСИ
PERIODICALS

7.3.1. БРОЈ ИЗДАВАЧА И ТИРАЖ ЧАСОПИСА
NUMBER OF PUBLISHERS AND PRINT RUN OF PERIODICALS

	Број издавача <i>Number of publishers</i>	Укупно изашло бројева у току године <i>Total of issued numbers during the year</i>	Укупан тираж по мјесецима <i>Total print run by month</i>
2009	37	182	524 156
2010	34	188	447 050
2011	27	154	374 949

7.4. РОТО-ШТАМПА
ROTO-PRINT

7.4.1. БРОЈ ИЗДАВАЧА И ТИРАЖ РОТО-ШТАМПЕ
NUMBER OF PUBLISHERS AND PRINT RUN OF ROTO-PRINT

	Број издавача <i>Number of publishers</i>	Укупно изашло бројева у току године <i>Total of issued numbers during the year</i>	Тираж <i>Print run</i>			
			укупно <i>total</i>	облик графичког презентирања садржаја <i>form of graphical presentation of the content</i>		
				текст <i>text</i>	стрип <i>strip</i>	текст и стрип <i>text and strip</i>
2009	7	27	8 992	7 100*	-	1 892*
2010	2	11	938	-	-	938
2011	2	10	740	-	-	740

2012

Република Српска, Републички завод за статистику
Republika Srpska, Institute of Statistics



www.rzs.rs.ba

1. General Information

(Estimate: 250 words)

Page 1

Note : Before completing this form, please refer to the [Quadrennial Periodic Reports Guidelines](#).

a) Name of Party

Bosnia and Herzegovina

b) Date of ratification

2009/04/27

c) Ratification process

Bosnia and Herzegovina ratified the Convention on the Protection and Promotion of the Diversity of Cultural Expressions at 27th of April 2009 (Parliamentary process)

d) Total contribution to the International Fund for Cultural Diversity (in USD)

\$5,350.55

e) Organization(s) or entity(es) responsible for the preparation of the report

Ministry of Civil Affairs of Bosnia and Herzegovina
Federal Ministry of Culture and Sport
Ministry of Education and Culture of the Republic of Srpska

f) Officially designated point of contact

Title	First name	Family name	Organization	Position
Mr.	Edin	Veladzic	Ministry of Civil Affairs of Bosnia and Herzegovina	Senior Adviser for European Integration and International Cultural
Mailing address				
Ministry of Civil Affairs of Bosnia and Herzegovina Trg BiH 3 71000 Sarajevo				
Telephone	00387 33 49 25 55			
E-mail	edin.veladzic@mcp.gov.ba			
Fax	00387 33 49 26 32			

g) Description of the consultation process established for the preparation of the report

In order to prepare this report, the Ministry of Civil Affairs of Bosnia and Herzegovina has sent an official letter to 2 entity ministries responsible of culture (in the Federation of Bosnia and Herzegovina and in the Republic of Srpska) and the Federal Ministry of Culture and Sport has sent official letter to 10 cantonal ministries responsible for culture with the letter of the Ministry of Civil Affairs of B&H, UNESCO letter, Conv2005 Form and Operational Guidelines.

h) Name of representative(s) of participating civil society organization(s)

Title	First name	Family name	Organization	Position
Mrs.	Negra	Selimbegovic	Federal Ministry of Culture and Sport	Senior Adviser for International Cultural Cooperation
Mrs.	Snezana	Djordjevic	Ministry of Education and Culture of the Republic of Srpska	Senior Associate for the European Integration in Culture



United Nations
Educational, Scientific and
Cultural Organization

Convention on the Protection
and Promotion of the
Diversity of Cultural
Expressions

1. General Information

(Estimate: 250 words)

Page 2



Executive Summary of the Report

In writing this summary, please include the main achievements and challenges in implementing the Convention and, where appropriate, an outlook for the future. ?

(Maximum 500 words)

Bosnia and Herzegovina is a country consisting of two entities (the Federation of Bosnia and Herzegovina - FBiH and the Republic of Srpska - RS) and the Brcko District. The entity of the Federation of Bosnia and Herzegovina is further divided into 10 cantons that have their own responsibilities in the field of culture, which are then subdivided into municipalities.

Bosnia and Herzegovina ratified the Convention on the Protection and Promotion of the Diversity of Cultural Expressions in April 2009 and thus confirmed the need to elaborate and develop the authenticity of the existing cultural expressions based on the historical and cultural particularities of Bosnia and Herzegovina and to create new expressions. In this regard, certain activities were undertaken to implement the obligations arising out of the Convention. The Information and the text of the Convention are forwarded to all entity and cantonal ministries of culture for its implementation.

The Culture Development Strategy in Bosnia and Herzegovina was adopted by the Decision of the Council of Ministers of B&H in late 2008. The Action plan for implementation of the Culture Development Strategy in B&H 2011-2014 was adopted by the Council of Ministers of B&H on 15th of September 2011.

The Federal Ministry of Culture and Sport is implementing above mentioned action plan. Also, the Government of Federation of B&H passed the Development Strategy of Federation of Bosnia and Herzegovina 2010 - 2020 in 2010, a strategic document which represents the first long-term projection of a comprehensive reform in the culture of Federation of B&H.

The Republic of Srpska Culture Development Strategy 2010-2015 is adopted by the decision of the RS National Assembly at its 35 session, held on 17 February 2010. The Culture Development Strategy of the RS was developed by the Ministry of Education and Culture, Department for Culture in co-operation with the cultural institutions and NGO sector of the RS. Action plans of the Culture Development Strategy of the RS have been developed.

The above mentioned strategic policy documents are solid basis in B&H for all the necessary steps for the further policy and related legislation harmonization and development, awareness-raising, promotion and implementation of the Convention 2005. Thus it is the basis for the preservation, protection and promotion of cultural diversity and especially for the development of cultural industries, sustainable development, economy and trade.



2. Measures

(Estimate: 6000 words)

Page 4

Parties shall provide information on policies and measures adopted to protect and promote the diversity of cultural expressions within their territory (at the national, regional or local levels) and at the international level (including trans-regional or trans-national levels).

Information to be presented in this Section of the report is to be organized according to the following themes:

- i) cultural policies and measures;*
- ii) international cooperation and preferential treatment;*
- iii) the integration of culture in sustainable development policies;*
- iv) protecting cultural expressions under threat.*

Key questions:

Parties shall respond, to the extent possible, to the following questions for each theme:

- (a) What are the main objective(s) of the policy or measure? When was it introduced?*
- (b) How has it been implemented, which public agency(ies) is (are) responsible for its implementation and what resources have been allocated to ensure implementation?*
- (c) What challenges have been identified in the implementation of this measure?*
- (d) What has been the effect or impact of the policy or measure? What indicators were used to lead to this conclusion?*



2.1. Cultural policies and measures

2.1. Cultural policies and measures ?

The purpose of this section is to report on cultural policies and measures in place to promote the diversity of cultural expressions at the different stages of creation, production, distribution, dissemination and participation/enjoyment.

Measures may be understood as those that:

- *nurture creativity,*
- *form part of an enabling environment for independent producers and distributors*
- *provide access to the public at large to diverse cultural expressions.*

They may be regulatory or legislative, action or programme oriented, institutional or financial measures. They may be specifically introduced to address the special circumstances and needs of individuals (e.g. women, young people) or groups (e.g. persons belonging to minorities, indigenous people) as creators, producers or distributors of cultural expressions.

For more information on the types of measures to be reported on, please refer to [Article 6, Rights of Parties](#) at the national level, and the [Operational Guidelines adopted on Article 7](#) on measures to promote cultural expressions.



2.1 Cultural policies and measures

Narrative description of the overall cultural policy vision of your country:

(Maximum 500 words)

National level – Ministry of Civil Affairs of Bosnia and Herzegovina

The Ministry of Civil Affairs has done the following in accordance with its statutory responsibilities:

- printed publications with all UNESCO conventions in the field of culture to which BiH has acceded, including the Convention on the Diversity; the publication is printed in 1500 copies in the three official languages of Bosnia and Herzegovina (Bosnian, Croatian and Serbian); the publication was published with the assistance of the MDG- F programme "Culture for Development";
- prepared Electronic versions of all UNESCO conventions in the field of culture to which BiH has acceded along with the aforementioned printed publication; 1500 copies of the DVD release of the Convention were made in the official languages in Bosnia and in English; production of DVD copies was done with the help of the MDG-F programme "Culture for Development";
- two workshops were held in Sarajevo within the MDG-F programme which addressed the implementation of the Convention on the Protection and Promotion of the Diversity of Cultural Expressions;
- informed public in BiH on Call for Proposals to apply projects in the UNESCO International Fund for Cultural Diversity; coordinated activities to register candidates from Bosnia; performed technical review of applications received, 12 among 13 received applications met the technical standards prescribed by UNESCO and they are forwarded to UNESCO in Paris;
- The Ministry of Civil Affairs granted funds for projects of the NGO sector through a Public Call for co-financing projects in the field of culture in Bosnia and Herzegovina every year and one criteria for the award of the grant is to contribute to the implementation of international conventions including Convention 2005;
- UN agencies: UNDP, UNESCO and UNICEF, through MDGF, implement the project "Improving Cultural Understanding in BiH" through donations of the Spanish Government and with the support of the Ministry of Civil Affairs and the competent entity ministries.



2.1. Cultural policies and measures

Policy / measure 1

Name of policy / measure

Please check as appropriate. More than one box can be checked.

Goal	Type of intervention	Target
<input checked="" type="checkbox"/> creation	<input checked="" type="checkbox"/> regulatory	<input type="checkbox"/> artists/creators
<input checked="" type="checkbox"/> production	<input type="checkbox"/> legislative	<input type="checkbox"/> producers/entrepreneurs
<input checked="" type="checkbox"/> distribution	<input type="checkbox"/> institutional	<input type="checkbox"/> cultural enterprises
<input checked="" type="checkbox"/> dissemination	<input checked="" type="checkbox"/> financial	<input type="checkbox"/> young people
<input type="checkbox"/> participation/enjoyment	<input type="checkbox"/> other (please specify below)	<input type="checkbox"/> women
<input type="checkbox"/> other (please specify below)	<input type="text"/>	<input type="checkbox"/> persons belonging to minorities
		<input type="checkbox"/> indigenous peoples
		<input checked="" type="checkbox"/> general population
		<input type="checkbox"/> other (please specify below)
		<input type="text"/>

a) What are the main objective(s) of policy or measure? When was it introduced?

Culture Development Strategy in B&H adopted late in 2008. The Action plan for implementation of the Culture Development Strategy in B&H 2011-2014 was adopted by the Council of Ministers of B&H on 15th of September 2011 which this Ministry is also implementing.

Also, the Government of Federation of B&H passed the Development Strategy of Federation of Bosnia and Herzegovina 2010 - 2020 in 2010, a strategic document which represents the first long-term projection of a comprehensive reform in the culture of Federation of B&H. Above-mentioned Strategic documents are based on the analysis of all segments of culture, from the principles forming the base for development of activities in culture, to technical and institutional support for its improvement. Such an approach arises from the striving to point out exclusively to problems and challenges that institutions and individual face in this field. Problems and challenges in culture are the basis for setting strategic priorities in the cultural policy in the Federation of Bosnia and Herzegovina. The objective/goal of the Federal Ministry of Culture and Sport is affirmation of cultural diversities in the time of globalization and strengthening social cohesion of society at the territory of Federation of B&H.

The Ministry of Education and Culture of RS prepares laws and regulations in the field of culture, develops policy documents and strategies for culture and implement all measures and activities to preserve and promote the heritage and the arts in RS. In this connection, legislation in all fields of culture and art is regulated and, on a regular basis, coordinated with international legal instruments. The RS Culture Development Strategy 2010-2015 is adopted by the decision of the RS National Assembly at its 35 session, held on 17 February 2010.

2.1. Cultural policies and measures

b) How has it been implemented?

The FB&H

Measures, activities, holders and dynamics of realization of the priorities set, as well as indicators and mechanisms for their implementation and evaluation are defined in the Action Plans of mentioned strategic documents. Also, very important is that determination and implementation of cultural policies is within the competence of the 10 cantons in the entity of Federation of B&H.

The RS

The strategy emphasizes strengthening and empowering of cultural understanding through dialogue between all stakeholders in the field of culture, and the main objectives of the Strategy are defined accordingly: improve the legal framework of cultural policy; build a new approach to cultural heritage and make it attractive and accessible to all categories of population and ages (museums, libraries, archives, etc.); education for culture; improve intercultural understanding in order to achieve inter-cultural dialogue; strengthen cultural industries; improve tolerance versus diversity/promote diversity of cultural expression; include minorities and vulnerable groups (persons with special needs, gender equality, returnees and displaced persons, the poor).

Based on the RS Culture Development Strategy, a special attention has been focused on three areas: Advancement of culture management, mobility of art and artists, and RS capacity building for the development of cultural industries, impact on the legislation and allocation of funds for this type of support.

The process of defining and harmonizing legal regulations governing the area of support for independent artists is in progress now.

The main issues and priorities of the RS cultural policy are: cultural diversity through intercultural dialogue and strengthening of cultural organizations and associations, including minority groups, support for partnerships and networking of organizations dealing with culture, improving access to information, digitization of cultural heritage and support for digital creativity, development of cultural/creative industries.

Special attention is paid to the decentralization of culture and cooperation with the local level - encouraging local level to build a sustainable cultural development, to incorporate culture in the development documents and capacity to participate in cultural programmes and projects in terms of domestic and international public calls.

Which public agency(ies) is (are) responsible for its implementation?

Agency name

Ministry of Civil Affairs of B&H, Federal Ministry of Culture and Sports, Ministry of Education and Culture of the RS, 10 cantonal ministries in Federation of B&H

[Add agency](#)

What resources have been allocated to ensure implementation?

(an approximate total expressed in USdollars)

c) What challenges have been identified in the implementation of this measure?

Key challenges in this mission are reaching balanced development of all cultural activities at the national, entity and local level, strengthening legal and institutional support and strengthening human resources capacities.

d) At what level was the policy / measure designed to have an impact?

Local Regional National International

Has the impact of this policy / measure been investigated?

No Yes

If yes, what was the impact :

Measures, activities, holders and dynamics of realization of the priorities set, as well as indicators and mechanisms for their implementation and evaluation are defined in the Action Plans of mentioned strategic documents.

What indicators were used to lead to this conclusion?

After monitoring and evaluating the measures, activities and dynamics of realization of the priorities set in the Action Plans of mentioned strategic documents, the Federal Ministry of Culture and Sports and Ministry of Education and Culture of the RS preparing reports to the Ministry of Civil Affairs of B&H.



United Nations
Educational, Scientific and
Cultural Organization

Convention on the Protection
and Promotion of the
Diversity of Cultural
Expressions



2.1. Cultural policies and measures

Page 9

2.1. Cultural policies and measures

Policy / measure 2

Name of policy / measure

Measure of public financial assistance – Public calls for co-financing cultural-artistic creation

Please check as appropriate. More than one box can be checked.

Goal	Type of intervention	Target
<input checked="" type="checkbox"/> creation	<input type="checkbox"/> regulatory	<input checked="" type="checkbox"/> artists/creators
<input checked="" type="checkbox"/> production	<input type="checkbox"/> legislative	<input checked="" type="checkbox"/> producers/entrepreneurs
<input type="checkbox"/> distribution	<input checked="" type="checkbox"/> institutional	<input checked="" type="checkbox"/> cultural enterprises
<input checked="" type="checkbox"/> dissemination	<input checked="" type="checkbox"/> financial	<input checked="" type="checkbox"/> young people
<input checked="" type="checkbox"/> participation/enjoyment	<input type="checkbox"/> other (please specify below)	<input checked="" type="checkbox"/> women
<input type="checkbox"/> other (please specify below)		<input checked="" type="checkbox"/> persons belonging to minorities
		<input checked="" type="checkbox"/> indigenous peoples
		<input checked="" type="checkbox"/> general population
		<input type="checkbox"/> other (please specify below)

a) What are the main objective(s) of policy or measure? When was it introduced?

The FB&H

Through a Public Call for cultural institutions, association and NGO sector, the Federal Ministry of Culture and Sport is supporting programs and projects of particular significance to the culture and cultural heritage of the Federation of Bosnia and Herzegovina and Bosnia and Herzegovina. One of the criteria for selection of projects is a regional and national representation. This Ministry supports cultural programs and projects of national minorities and religious communities and therefore directly contributes to the implementation of the Convention 2005. Very important projects for this Ministry are projects which are recognizing the importance of cultural diversity to social and economic development of the Federation of B&H. Public call 2012: In 2012 the Federal Ministry of Culture and Sport were selected 200 projects for co-financing in 8 areas (fine arts, theatre, music, literature and publishing, film, manifestations and festivals, amateur creations, cultural heritage) and the amount of BAM 2.164.700,00 was earmarked from the Budget (i.e. US dollars 1.433.100,00). Federation of BiH Government adopted a Program of Expenditure of Funds with allocation criteria for current transfers established by the Budget of the FBiH for 2012 in the Federal Ministry of Culture and Sport. Transfer for the reconstruction of cultural and architectural heritage amounted to 922 679 thousand BAM, while the transfer for the culture of significance for Federation BiH amounted to 1.5 million BAM. The associations of citizens and organizations in the field of culture amounted to 360 thousand BAM. Accordingly, the Program for expenditure of funds for 2012, allocated 200,000.00 BAM for youth in Federation BiH which includes programs in the field of culture. FBiH Government adopted a program and criteria for allocation of 200,000 BAM from the Budget for 2012 for co-financing of the protection of national monuments with cantonal and local communities. The FBiH Government has adopted the same amounts of money for the year 2013 with allocation criteria for above-mentioned transfers. Also, the following foundations operate within the FBiH Government: Cinematography Foundation, Publishing Foundation, Library Foundation and the Foundation for Music, Performing and Visual Arts. Those foundations have their own Budgets and Public calls for co-financing of programmes and projects of importance for realization of public interest in culture.

The RS

The Ministry of Education and Culture of RS finances republican institutions of culture on the basis of the annual programme of activities, provided by each republican institution of culture. The Ministry of Culture decides which projects and programmes will be funded in the coming year based on their quality.

2.1. Cultural policies and measures

b) How has it been implemented?

If we summarize the public calls from the perspective of the entire cultural production, as well as the size of the population of the Federation of B&H, it represents a form of public financial support for a large share of cultural projects. An approved project may be co-financed through the public call up to 50% of the amount of total funds necessary for its realization. In case of projects of special importance for the Federation of Bosnia and Herzegovina, they may be co-financed in an amount higher than the stated one. Very important is to not forget that 10 cantonal ministries have their own budgets and public-calls for co-financing cultural and artistic projects. This legal measure fosters realization of the set goals which, among other, include balanced territorial development of culture and creation of conditions for realization and development of all areas of cultural and artistic creation, but also to protect and promote diversity of cultural expressions differentiated according to areas of the public call. This form of regular annual support to cultural and artistic creation is in the spirit of measures for protection and promotion of diversity of cultural expressions provided for in the Convention, under Article 6 paragraph 2 items d, e and g.

The RS

Subsidizing NGOs - through a public call, in accordance with the Regulations on Co-financing of Public Needs in Culture (Official Gazette of the Republic of Srpska, No. 7/10), which serves as a basis to publish open calls, provides the support to the projects promoting artistic creativity and cultural diversity in different fields of art and culture. Encouraging cooperation between artists and their participation in the territory of Bosnia and Herzegovina, in the region and across Europe and around the world, contributes to cultural diversity.

The Regulations on Specific Criteria and Procedure to Allocate the Games of Chance Revenues (Official Gazette of the Republic of Srpska, No. 110/10) serves as a basis to announce the competition for the allocation of the games of chance revenue. The basis for the allocation of these funds by the Ministry is the condition that the organization has already been supported by some of the international donors or funds.

Which public agency(ies) is (are)
responsible for its implementation?

Agency name

Federal Ministry of Culture and Sport;
Ministry of Education and Culture of the RS

[Add agency](#)

What resources have been allocated
to ensure implementation?

\$0.00

(an approximate total expressed in US dollars)

c) What challenges have been identified in the implementation of this measure?

Key challenges in this mission are reaching balanced development of all cultural activities at the territory of Bosnia and Herzegovina and continuous support to cultural projects of significance for t B&H, raising the awareness and education of cultural workers with an aim to successfully apply with international funds.

d) At what level was the policy / measure designed to have an impact?

Local Regional National International

Has the impact of this policy / measure been investigated?

No Yes

If yes, what was the impact :

The FB&H

If we compare experience from the previous public call periods, we can see evident growth in the quality and innovation of offer in cultural contents, which is a realistic indicator of successful realization of significant production in a such manner. The quality was ensured through continuous support for projects that became recognized in the entity of the Federation of B&H with a tendency to exceed entity framework and cooperation with the relevant cultural actors as well as training of personnel for project development, raising the level of awareness and education in order to be able to apply with international funds.

What indicators were used to lead to this conclusion?



United Nations
Educational, Scientific and
Cultural Organization

Convention on the Protection
and Promotion of the
Diversity of Cultural
Expressions

2.1. Cultural policies and measures

Page 12

The FBiH

After monitoring and evaluating the measures, activities and dynamics of realization of the priorities set in the Public calls of the Federal Ministry of Culture and Sport, we were able to make a conclusion how continuous supported cultural projects of significance for the Federation of B&H, evidently, year by year, are offering quality and innovation of offer in cultural contents and they are exceeding entity framework.

2.1. Cultural policies and measures

Policy / measure 3

Name of policy / measure

Determination of manifestations and festivals of special importance for Federation of Bosnia and Herzegovina

Please check as appropriate. More than one box can be checked.

Goal	Type of intervention	Target
<input checked="" type="checkbox"/> creation	<input type="checkbox"/> regulatory	<input checked="" type="checkbox"/> artists/creators
<input checked="" type="checkbox"/> production	<input type="checkbox"/> legislative	<input checked="" type="checkbox"/> producers/entrepreneurs
<input checked="" type="checkbox"/> distribution	<input checked="" type="checkbox"/> institutional	<input checked="" type="checkbox"/> cultural enterprises
<input type="checkbox"/> dissemination	<input checked="" type="checkbox"/> financial	<input checked="" type="checkbox"/> young people
<input checked="" type="checkbox"/> participation/enjoyment	<input type="checkbox"/> other (please specify below)	<input checked="" type="checkbox"/> women
<input type="checkbox"/> other (please specify below)		<input checked="" type="checkbox"/> persons belonging to minorities
		<input checked="" type="checkbox"/> indigenous peoples
		<input checked="" type="checkbox"/> general population
		<input type="checkbox"/> other (please specify below)

a) What are the main objective(s) of policy or measure? When was it introduced?

The Government of Federation of Bosnia and Herzegovina passed in 2007 the Decision on the criteria for determination of manifestations and festivals of special importance/significance for the culture of the Federation of B&H and Bosnia and Herzegovina. Therefore, through the transfer for the culture of significance for Federation BiH and the Federal Ministry of Culture and Sport is supporting manifestations and festivals which are fulfilling determined specific criteria from the Decision.

b) How has it been implemented?

The FB&H
Through obtaining the status of special importance, festivals and manifestations were provided with new organization and production plan, adequate management structure and secure sources of financing (state, federal, cantonal and municipal). During last 5 years, the status of the festivals and manifestations of special importance for the culture of Federation of Bosnia and Herzegovina and Bosnia and Herzegovina was obtained by 4 festivals: the Sarajevo Film Festival, the International Festival Sarajevo – "Sarajevo Winter", the International Theatre Festival "MESS" Sarajevo, Jazz Fest Sarajevo, the cultural manifestation "Days of Matica Hrvatska - the Spring of Mostar" Mostar, International literary manifestation "Sarajevo Days of Poetry", Neum Animated Film Festival, the International Theatre Days in Tuzla, the International Theatre Festival of Comedy "Mostarska liska" Mostar, as festivals that have special programme profiles, long tradition and good production and organization conditions.

Which public agency(ies) is (are) responsible for its implementation?

Agency name

The Federal Ministry of Culture and Sport

[Add agency](#)

What resources have been allocated to ensure implementation?

\$0.00

(an approximate total expressed in US dollars)

c) What challenges have been identified in the implementation of this measure?

The challenges in implementation of this governmental measure with regard to festivals and manifestations of special importance and the



2.1. Cultural policies and measures

quality of their programme contents include defining of stable and additional sources of financing and reaching self-sustainability.

d) At what level was the policy / measure designed to have an impact?

Local Regional National International

Has the impact of this policy / measure been investigated?

No Yes

If yes, what was the impact :

The FB&H

The most significant effects of recognizing manifestations and festivals of special importance is their confirmation and positioning as international cultural brand of Federation of B&H and Bosnia and Herzegovina. The other impact is recognition of those manifestations and festivals as the points for meetings and exchange of conceptual, creative and educational reach of the cultural brand of national and international cultural actors.

What indicators were used to lead to this conclusion?

The FB&H

The success indicator is a quantity and quality growth in affirmed participants not only from the regional but also from broader international framework. This confirms that these manifestations are one of the generators of mobility of artists, ideas and their creation potential.

2.1. Cultural policies and measures

Policy / measure 4

Name of policy / measure

Promotion - in the RS

Please check as appropriate. More than one box can be checked.

Goal	Type of intervention	Target
<input type="checkbox"/> creation	<input type="checkbox"/> regulatory	<input checked="" type="checkbox"/> artists/creators
<input checked="" type="checkbox"/> production	<input type="checkbox"/> legislative	<input type="checkbox"/> producers/entrepreneurs
<input checked="" type="checkbox"/> distribution	<input type="checkbox"/> institutional	<input checked="" type="checkbox"/> cultural enterprises
<input checked="" type="checkbox"/> dissemination	<input checked="" type="checkbox"/> financial	<input checked="" type="checkbox"/> young people
<input type="checkbox"/> participation/enjoyment	<input type="checkbox"/> other (please specify below)	<input type="checkbox"/> women
<input type="checkbox"/> other (please specify below)		<input type="checkbox"/> persons belonging to minorities
		<input type="checkbox"/> indigenous peoples
		<input checked="" type="checkbox"/> general population
		<input type="checkbox"/> other (please specify below)

a) What are the main objective(s) of policy or measure? When was it introduced?

The RS

Support for the improvement of the climate for creative artists in RS and improvement of social status and mobility of artists is in part carried out on the basis of the Law on the Acquisition of the Independent Artist Status (Official Gazette of the Republic of Srpska, No. 50/10), which introduces the concept of an independent artist and provides for procedures to acquire the independent artist status.

The rights and obligations of independent artists are regulated by the Law on Pension and Disability Insurance (Official Gazette of the Republic of Srpska, No. 134/11) which defines independent artists as insured persons and, based on that, they are entitled to payment of voluntary insurance. The Health Insurance Law (Official Gazette of the Republic of Srpska, No. 18/99, 51/01, 70/01, 51/03, 17/08 and 1/09, 106/09) enables unemployed persons to exercise the right to health insurance, regardless of their profession, and so do artists.

The Ministry of Education and Culture supports the publishing in RS by co-financing the publication of literary and artistic works in RS through the competition to co-finance the publishing, and in particular defines the first book by the author category. Interpretation business is inseparable part of the literature, and given the fact that this area in RS is not sufficiently developed and represented, the Ministry, within the above competition, gives preference to translation projects.

The Ministry also provides support to publishing by co-financing book fairs and presenting our publishing houses and writers at fairs in the region, but also in the most important international fairs (Leipzig, Thessaloniki, Belgrade).

According to the Publishing Activity Law, natural or legal persons registered for conducting publishing activities in the relevant ministry and in court may be engaged in issuing publications. According to the ISBN Agency data (which is part of the National and University Library (NUB) of RS) 280 publishers exist in RS, while the Register of Publishers, which is kept in the Ministry of Education and Culture, contains 338 entities which may perform this activity. Unfortunately, the Law did not provide for the categorization of persons whom publishing is primary or secondary activity. The Ministry also keeps the Public Media Register.

The field of film in RS is governed by the cinematography legislation, as the Cinematography Law (Official Gazette of the Republic of Srpska, No. 37/09) and four respective bylaws are adopted.



2.1. Cultural policies and measures

In regard to the measures being carried out, the fact is that the Ministry of Education and Culture of RS subsidizes film through competitions to co-finance film activities.

Based on the Law on the Archives of RS (Official Gazette of RS, No. 119/08), the RS Cinematheque is established and holds a valuable film material, while the RS Law on Cinematography provided for the establishment of the RS Cinematography Development and Promotion Centre, the public institution aiming to create a favorable environment for the development of film production, co-production, as well as to attract foreign film producers and projects.

Several co-productions with the Federation of BiH have been implemented, as well as with neighboring countries: Serbia, Montenegro, Croatia and Slovenia. Two co-productions have been made with the main producers being authors in RS. 2009. 2009 is particularly significant because of "32 December" film, which is considered the first feature film with the majority RS co-production, and the production and realization are entirely done in the capacity of RS film workers. This film has won significant awards and toured the world as part of its festival journey.

The documentary film is of particular importance. About twenty documentary films and one animated film have been made in the RS production, while some of them received significant international recognitions. In terms of participation and contribution to the development of cinematography in RS, the Association of RS Film Workers is established with a view to improve filmmaking and film production in RS.

b) How has it been implemented?

Which public agency(ies) is (are) responsible for its implementation?

Agency name

Ministry of Education and Culture of the RS

[Add agency](#)

What resources have been allocated to ensure implementation?

(an approximate total expressed in USdollars)

c) What challenges have been identified in the implementation of this measure?

d) At what level was the policy / measure designed to have an impact?

Local Regional National International

Has the impact of this policy / measure been investigated?

No Yes

If yes, what was the impact :

What indicators were used to lead to this conclusion?

2.1. Cultural policies and measures

Policy / measure 5

Name of policy / measure

A new approach to cultural heritage - the contribution of culture to sustainable development

Please check as appropriate. More than one box can be checked.

Goal	Type of intervention	Target
<input type="checkbox"/> creation	<input type="checkbox"/> regulatory	<input checked="" type="checkbox"/> artists/creators
<input type="checkbox"/> production	<input type="checkbox"/> legislative	<input type="checkbox"/> producers/entrepreneurs
<input type="checkbox"/> distribution	<input type="checkbox"/> institutional	<input type="checkbox"/> cultural enterprises
<input checked="" type="checkbox"/> dissemination	<input type="checkbox"/> financial	<input checked="" type="checkbox"/> young people
<input checked="" type="checkbox"/> participation/enjoyment	<input type="checkbox"/> other (please specify below)	<input type="checkbox"/> women
<input type="checkbox"/> other (please specify below)		<input checked="" type="checkbox"/> persons belonging to minorities
		<input type="checkbox"/> indigenous peoples
		<input checked="" type="checkbox"/> general population
		<input type="checkbox"/> other (please specify below)

a) What are the main objective(s) of policy or measure? When was it introduced?

The RS

The RS Culture Development Strategy 2010-2015, Objective 1 – provides for: Increase in the number of audience – through a new approach to cultural heritage; make it attractive and accessible to all categories of the population; the development of cultural tourism by promoting and offering the integration of cultural, natural, material and intangible heritage and cultural events for all categories of the population.

The Institute for Protection of Cultural, Historical and Natural Heritage of RS is a republican administrative organization within the Ministry of Education and Culture and a professional institution dealing with the protection and conservation of immovable cultural and natural property, through evaluation, research, documentation and design in the field of conservation and restoration, etc. Special attention is paid to integrative protection and declaring and preserving the heritage in the category of cultural landscape. A multidisciplinary approach ensures comprehensive protection - cultural and natural property and locations, as well as the "spirit of place", movable and intangible values of the landscape. Protecting property often involves protecting the movables inside it - art collections, etc. The integrity of the landscape is also an opportunity for the establishment of transboundary protected landscapes and areas.

The RS Archives is a republican administrative organization within the Ministry of Education and Culture - collects, protects, preserves, arranges, processes and enables the use of archival material on the entire territory of RS.

The Cinematheque/Film Archives of RS is a republican cultural institution whose primary activity is film archives - collects, permanently preserves and professionally processes films and film materials and accompanying film material: photos, posters, advertising materials, documents, old items in the field of cinematography; in order to make them available to researchers, students, citizens; cooperates with related institutions in the country and abroad; carries out the exchange of films and film materials.

The National and University Library of RS (NUB RS) is a republican cultural institution that collects, preserves and makes the knowledge and information available; preserves and promotes the national culture and heritage; offers its services to all regardless of race, religion, ethnicity, age, physical and mental capabilities; permanently encourages education, personal and creative development. NUBRS, in achieving the general interest, works on: organizing and coordinating the work of the RS library network; creating the central electronic catalogue (RS Virtual Library project, on COBISS platform); developing the current RS Bibliography, retrospective and special

2.1. Cultural policies and measures

bibliographies; carrying out the activity of the RS Agency for CIP Record Development (cataloging in publication before printing) and Allocation of International Standard Numbers (ISBN, ISMN, DOI) for all publications published in RS; organizing professional exams for employees of the library and information activity; carrying out the master function of a central national library; carrying out the protection of old and rare library materials; digitizing the cultural heritage of RS and cooperating with other institutions in the country and abroad in the field of digitization.

The RS Museum is a republican cultural institution and is primarily concerned with the preservation of movable and intangible cultural heritage, namely: research, collection, preservation, expert processing, study, protection, presentation and publication of museum materials as a common national treasure. The RS Museum keeps more than 30,000 exhibits in its collections. In accordance with its new role under the provisions of the Law on Museum Activities, the RS Museum is positioned high on the RS cultural scene by introducing a new and creative management policy, opening this institution in all segments, increasing number of author and thematic and touring exhibitions, lectures, workshops, fashion shows and occasional cultural events. According to the assessment of the external experts the RS Museum leads the way in projects and creative workshops led by the Education Department for elementary school students and children with special needs, which are the basis for future educated museum audience and for the future of the RS Museum. The visits to exhibitions and all events in the RS Museum are available to the general public, especially young people, because the ticket price is symbolic or admission is free. The Museum is open during normal visiting hours, as well as on Saturdays and Sundays.

The Museum of Contemporary Art of RS deals with the collection, preservation and protection of works of art created from half of the 20th century to the present. One of the main activities of the museum is exhibits of contemporary art. The Collection of the Museum of Contemporary Art of RS contains a large number of art works (paintings, sculptures, prints, watercolors, drawings and works in the field of expanded media). All museums in RS mark a Museum Night since 2006 at the initiative of the Museum of Contemporary Art Republic of RS.

A special library for the blind and visually impaired persons of RS - abbreviated CBSSRS - is intended for general education, information and meeting cultural needs of the blind and visually impaired persons, as well as the development and improvement of publishing and audio recordings, digital and other formats designed for this population.

b) How has it been implemented?

Which public agency(ies) is (are) responsible for its implementation?

Agency name

Ministry of Education and Culture of the RS; The Institute for Protection of Cultural, Historical and Natural Heritage of RS

[Add agency](#)

What resources have been allocated to ensure implementation?

(an approximate total expressed in US dollars)

c) What challenges have been identified in the implementation of this measure?

d) At what level was the policy / measure designed to have an impact?

Local Regional National International

Has the impact of this policy / measure been investigated?

No Yes

If yes, what was the impact :



United Nations
Educational, Scientific and
Cultural Organization

Convention on the Protection
and Promotion of the
Diversity of Cultural
Expressions



2.1. Cultural policies and measures

Page 19

What indicators were used to lead to this conclusion?

2.1. Cultural policies and measures

Policy / measure 6

Name of policy / measure

Literature, performing arts, visual arts and music

Please check as appropriate. More than one box can be checked.

Goal	Type of intervention	Target
<input type="checkbox"/> creation	<input type="checkbox"/> regulatory	<input type="checkbox"/> artists/creators
<input checked="" type="checkbox"/> production	<input type="checkbox"/> legislative	<input type="checkbox"/> producers/entrepreneurs
<input type="checkbox"/> distribution	<input checked="" type="checkbox"/> institutional	<input type="checkbox"/> cultural enterprises
<input checked="" type="checkbox"/> dissemination	<input checked="" type="checkbox"/> financial	<input type="checkbox"/> young people
<input checked="" type="checkbox"/> participation/enjoyment	<input type="checkbox"/> other (please specify below)	<input type="checkbox"/> women
<input type="checkbox"/> other (please specify below)		<input type="checkbox"/> persons belonging to minorities
		<input type="checkbox"/> indigenous peoples
		<input checked="" type="checkbox"/> general population
		<input type="checkbox"/> other (please specify below)

a) What are the main objective(s) of policy or measure? When was it introduced?

The RS

The Ministry of Education and Culture of RS subsidizes the programs of cultural and art organizations, and supports the awards usually established within certain events and festivals.

Literature and readership

On the occasion of literary events, which have several decades of tradition, the literary prizes dedicated to bear the name of a writer are awarded. In this context, we list some of them for example: Ivo Andric Reward, our only Nobel Prize winner (within the Visegrad Paths); Skender Kulenovic Award (Literary Meetings in Kozara); Ducic Award (Ducic's Poetry Readings), Kocic Award, Corovic Award, etc.

Theatre and film

Awards in the field of theater and cinema are established within festivals. In addition to many theater festivals of local character, there a number of those with international character, which contribute to the significance of awards granted. These are prizes awarded within the Theatre Fest, organized by the National Theater of RS, the International Festival of Children's Theatre (Children's Theatre of RS), the International Festival of Animated Film, International Short Film Festival "Kratkofil", International Festival of Puppet Theater "Lut fest".

Visual and applied arts

In the field of visual and applied arts, the awards are presented as part of numerous collective juried exhibitions in various visual art disciplines. Some of the major awards are the prizes awarded by the Association of Anonymous Artists - UAA within the international exhibition of miniatures, then the annual photo award which, in the framework of international salon of photos and slide shows, is presented by the University Photo Cinema Club. The Art Academy of the University in Banja Luka each year awards the young artists within the annual exhibition of works of the Academy students.

Music



2.1. Cultural policies and measures

There are organizations in this field that hold international festivals and competitions and, now, traditionally award prizes. In the field of classical music they are Akordeon Art - International Accordion Festival, Guitar Fest - International festival of classical guitar and choral meetings Golden Fairy, Banja Luka Choral Meetings and May Music Festival devoted to Vlado Milosevic.

As for the original, folk creativity there are a number of festivals of competitive nature, which brings together local folk ensembles and instrumentalists with a long tradition, such as the 35th Festival of Original, Folk Creativity, the 34th Festival of Villages and Municipalities of Semberija, the 20th Festival of Folksong Singers and others. Folk festivals of international character are International Folklore Festival "Bosiljkovanje", organized by cultural association "Basil" from Derventa and "Dukat" - organized by "Mission NT".

b) How has it been implemented?

Which public agency(ies) is (are) responsible for its implementation?

Agency name

Ministry of Education and Culture of the RS; The Institute for Protection of Cultural, Historical and Natural Heritage of RS

[Add agency](#)

What resources have been allocated to ensure implementation?

(an approximate total expressed in USdollars)

c) What challenges have been identified in the implementation of this measure?

d) At what level was the policy / measure designed to have an impact?

Local Regional National International

Has the impact of this policy / measure been investigated?

No Yes

If yes, what was the impact :

What indicators were used to lead to this conclusion?

2.1. Cultural policies and measures

Policy / measure 7

Name of policy / measure

Education for Culture - in the RS

Please check as appropriate. More than one box can be checked.

Goal	Type of intervention	Target
<input type="checkbox"/> creation	<input type="checkbox"/> regulatory	<input checked="" type="checkbox"/> artists/creators
<input type="checkbox"/> production	<input type="checkbox"/> legislative	<input type="checkbox"/> producers/entrepreneurs
<input type="checkbox"/> distribution	<input checked="" type="checkbox"/> institutional	<input type="checkbox"/> cultural enterprises
<input checked="" type="checkbox"/> dissemination	<input checked="" type="checkbox"/> financial	<input checked="" type="checkbox"/> young people
<input checked="" type="checkbox"/> participation/enjoyment	<input type="checkbox"/> other (please specify below)	<input checked="" type="checkbox"/> women
<input type="checkbox"/> other (please specify below)		<input type="checkbox"/> persons belonging to minorities
		<input type="checkbox"/> indigenous peoples
		<input checked="" type="checkbox"/> general population
		<input type="checkbox"/> other (please specify below)

a) What are the main objective(s) of policy or measure? When was it introduced?

The RS

Part of Education for Culture, the RS Culture Development Strategy, specify priorities: creative programme in schools, education/arts for culture and development of the audience (a continued process of building a "loyal" audience by institutions and organizations through training, workshops, and progressive marketing).

Curricula that are updated regularly and contain subjects in the field of art are developed based on the Law on Pre-school, Primary, Secondary and Higher Education of RS. In addition, art is incorporated into other subjects, so an improved level of creative expression of students is achieved in secondary schools, such as drawing, painting, literature, creative writing, music, dance, sports and drama, integrated into subjects that do not deal with art. Sports, film and/or new media arts and new forms of popular artistic expression are integrated into the teaching activities of other subjects. Also, there are classes of the arts where students work with artists, creators, designers, and the competition is organized within cultural creative workshops in the mainstream education system, and there are exhibitions and awards are presented for the best works.

The classes to foster cultural heritage and tradition are also organized, such as the old crafts, which are typical for a certain community.

There are primary and secondary music schools in RS. Based on the above Laws in the field of education, there are 11 music schools in RS, of which there are 4 primary and secondary music schools, while 7 of them are only elementary music schools. In addition to primary and secondary schools, art and culture are also represented in higher education institutions specialized in this area – in the two public institutions - the Arts Academies in Banja Luka and East Sarajevo, where the following study programmes are taught: drama programme, which includes acting, theater directing, dramaturgy, film and television and others; art and music programmes, etc. All of these educational institutions are also financed by the Ministry of Education and Culture of RS.

The Law on Education and Scholarships of Young Talents is adopted in 2010 (Gazette of the Republic of Srpska, No. 73/10). The prizes in the field of theater and cinema production are also established within festivals.

The RS Cinematheque has launched a multi-year project designed for students of these colleges - Summer Movie Campus in the RS Cinematheque - with the participation of university professors, well-known filmmakers, film historians, film archivists, students -



2.1. Cultural policies and measures

participants in the campus, during the several-day stay.

In addition, cultural institutions have educational services that work with children. A good example, as already stated, is the RS Museum which holds classes for students and persons with special needs.

b) How has it been implemented?

Which public agency(ies) is (are) responsible for its implementation?

Agency name

Ministry of Education and Culture of the RS; The Institute for Protection of Cultural, Historical and Natural Heritage of RS

[Add agency](#)

What resources have been allocated to ensure implementation?

(an approximate total expressed in US dollars)

c) What challenges have been identified in the implementation of this measure?

d) At what level was the policy / measure designed to have an impact?

Local

Regional

National

International

Has the impact of this policy / measure been investigated?

No Yes

If yes, what was the impact :

What indicators were used to lead to this conclusion?

2.1. Cultural policies and measures

Policy / measure 8

Name of policy / measure

Cultural diversity and intercultural dialogue - in the RS

Please check as appropriate. More than one box can be checked.

Goal	Type of intervention	Target
<input type="checkbox"/> creation	<input type="checkbox"/> regulatory	<input type="checkbox"/> artists/creators
<input type="checkbox"/> production	<input type="checkbox"/> legislative	<input type="checkbox"/> producers/entrepreneurs
<input type="checkbox"/> distribution	<input type="checkbox"/> institutional	<input type="checkbox"/> cultural enterprises
<input type="checkbox"/> dissemination	<input type="checkbox"/> financial	<input type="checkbox"/> young people
<input type="checkbox"/> participation/enjoyment	<input type="checkbox"/> other (please specify below)	<input type="checkbox"/> women
<input type="checkbox"/> other (please specify below)		<input type="checkbox"/> persons belonging to minorities
		<input type="checkbox"/> indigenous peoples
		<input type="checkbox"/> general population
		<input type="checkbox"/> other (please specify below)

a) What are the main objective(s) of policy or measure? When was it introduced?

The RS

In order to implement the UNESCO Convention on the protection and promotion of diversity of cultural expressions, in the part related to the contribution of culture to sustainable development and intercultural dialogue, the Intersectoral Group on Culture is established on the initiative of the Ministry of Education and Culture (see section 2.2). In this sense, more ministries are responsible for the implementation of the Convention and contribute to intercultural dialogue in the fields that are not primarily the field of culture, but they do have a common field of work. In addition, the Ministry supports the programme content and activities of cultural institutions and the NGO sector where the contribution to respect for diversity and diversity of cultural identities is visible. Moreover, the intercultural dialogue in RS is also implemented in the global context, and cooperation with UNESCO (UNDP, UNICEF), the Council of Europe, cultural centers and institutes of the European countries such as Russia, China, Germany, France, England, Switzerland, etc.

Minorities

The Law on the Protection of National Minorities in RS (Official Gazette of RS, No. 02/04) is in force and regulates the rights and obligations of members of national minorities and obligations of the authorities to respect, protect, preserve and develop ethnic, cultural, linguistic and religious identity of each member of a national minority. As the needs of ethnic minorities are different, it means that they are under the responsibility of several ministries: Ministry of Education and Culture: the Law on Primary Education (Official Gazette of the Republic of Srpska, No. 74/08, 71/09 and 104/11).

The language and culture of national minorities in RS is respected and used in schools to the greatest possible extent, in accordance with the Framework Convention for the Protection of National Minorities and the Law on the Protection of National Minorities (Official Gazette of the Republic of Srpska, No. 2/05). There is a Federation of National Minorities in RS that has the status of the association of public interest to RS and currently covers 14 associations of national minorities in RS.

The Ministry of Education and Culture of RS, in accordance with the provisions of the Regulations on the Co-financing of Public Needs in Culture (Official Gazette of the Republic of Srpska, No. 7/10), co-finances cultural activities of national minorities on a regular basis through public competition for co-financing projects in culture, in order to promote their language and their cultural heritage.

The Radio and Television of RS, as a public service of RS, provides a special news program for national minorities in their languages once a



2.1. Cultural policies and measures

week. Projects of national minorities are funded from a variety of sources: the Ministry of Administration and Local Self-Government finances the work of the Federation of National Minorities - the umbrella organization.

Youth

Developing a "community spirit" is the main thread in the Youth Policy document of RS. Important connection is made between this aspiration and implementation of intercultural society. Until now, the Ministry of Education and Culture in its regulations only allows for funding of projects in which cultural content is an imperative, and a new approach has enabled transversal approach to funding by more competent ministries and local communities.

Persons with special needs

RS implements activities that contribute to improving the status of persons with disabilities in terms of meeting the cultural, intellectual and creative needs of persons with disabilities.

The Ministry of Education and Culture participated in drafting the Strategy of Inclusion of Persons with Disabilities in Society (Official Gazette of the Republic of Srpska, No. 83/10) within the Intersectoral Authority of the RS Government to support persons with special needs. Many barriers are removed and significant benefits for people with special needs are introduced. Cultural institutions make cultural heritage and art available to persons with special needs and all disadvantaged categories of population.

In addition, the contribution of the Ministry of Education and Culture in this sense refers to the significant support the NGO sector or associations of persons with disabilities registered for cultural and artistic activities, so that their projects are co-financed through an annual competition for funding of projects in culture.

b) How has it been implemented?

Which public agency(ies) is (are) responsible for its implementation?

Agency name

Ministry of Education and Culture of the RS; The Institute for Protection of Cultural, Historical and Natural Heritage of RS

[Add agency](#)

What resources have been allocated to ensure implementation?

(an approximate total expressed in US dollars)

c) What challenges have been identified in the implementation of this measure?

d) At what level was the policy / measure designed to have an impact?

Local

Regional

National

International

Has the impact of this policy / measure been investigated?

No Yes

If yes, what was the impact :

What indicators were used to lead to this conclusion?




United Nations
Educational, Scientific and
Cultural Organization

Convention on the Protection
and Promotion of the
Diversity of Cultural
Expressions




2.1. Cultural policies and measures

Page 26





2.2. International cooperation and preferential treatment Page 27

The purpose of this section is to report on measures aimed at facilitating international cooperation and preferential treatment  to artists and cultural professionals, as well as cultural goods and services from developing countries.

Measures are understood as legal, institutional and financial frameworks, policy and programme activities that, for example:

- support the mobility of artists and cultural professionals abroad (sending and receiving);*
- provide greater market access for the distribution of cultural goods and services from developing countries through specific agreements;*
- strengthen independent cultural industries as a means to contribute to economic growth, poverty reduction and sustainable development;*
- aim to build institutional and management capacities through international cultural exchange programmes or partnerships among civil society organizations and networks.*

For more information on the types of measures to be reported on, please refer to [Article 12](#) (Promotion of international cooperation), [Article 14](#) (Cooperation for development), [Article 16](#) (Preferential treatment for developing countries) and their corresponding Operational Guidelines.



2.2. International cooperation and preferential treatment

Narrative description of your country's policy on international cooperation in the field of culture and preferential treatment measures with regard to developing countries:

(Maximum 250 words)

Ministry of Civil Affairs of Bosnia and Herzegovina (MCP B&H) is responsible for international cooperation in the field of culture in Bosnia and Herzegovina. Thus, the international cooperation is one of very significant factors for promotion and development of culture of Bosnia and Herzegovina, i.e. the Ministry of Civil Affairs of Bosnia and Herzegovina is coordinating this activity with entity-line ministries and District Brcko. Federal Ministry of Culture and sport coordinating this activity with 10 cantonal ministries responsible for culture and sending reports and decision to the state level ministry (MCP B&H).

Activities are focused on international cooperation and fulfillment of international obligations under ratified Conventions at the territory of the Federation of B&H, follow-up of the application of international agreements, the European integration processes, cooperation with authorities and bodies of European Union and United Nations and other international associations in the field of culture, preparation of projects for programs of financial assistance of the European Union and other associations and applications for them and sending them to the MCP B&H, participation in international organizations in the field of culture, supporting preparation process and conclusion of international agreements/contracts in the field of culture, and work on strengthening and promotion of culture as an essential part of overall socio-economic progress of the Federation of B&H and Bosnia and Herzegovina as well and its status in Europe.

Special importance for development and promotion of culture in Bosnia and Herzegovina, as well as its international affirmation belongs to accession to the programme of the European Union Culture 2007 – 2013, in December 2010, whose goal is to promote trans-national mobility of persons in the field of culture, support to circulation of cultural and artistic works and products, and promotion of inter-cultural dialogue. Cultural contact points in the BiH Ministry of Civil Affairs, Ministry of Education and Culture of Republika Srpska and Federal Ministry of Culture and Sport were established for the implementation of Culture program. Implementation of the signed Memorandum of BiH membership in the European Union Culture Program 2007-2013 is continuously implemented. This programme enables B&H experts and creators in the field of culture to develop projects based on long-term partnership with cultural organizations and institutions across Europe, through co-financing from the budget of the European Union. The Federal Ministry of Culture and Sports in last 4 years participates in several regional initiatives such as the Council of Ministers of Culture of South Eastern Europe, the Forum of Slavic Cultures, the project of Ljubljana process II and others.

Apart for supporting of individual participation of referent creators and experts in culture in international projects from the Federation of B&H, special attention was placed on organized and continuous participation of the representatives of Bosnian-Herzegovinan culture and arts in the most referent international manifestations and festivals, such as the Film Festival in Cannes, Berlinale Film Festival, Venice Biennale, Book Fair in Frankfurt, Book Fair in Leipzig, etc.

2.2. International cooperation and preferential treatment

Policy / measure 1

Name of policy / measure

Cooperation and fulfillment of international obligations under ratified Conventions and cultural agreements

Please check as appropriate. More than one box can be checked.

Goal	Frameworks	Type of intervention	Target
<input checked="" type="checkbox"/> mobility	<input checked="" type="checkbox"/> cultural cooperation agreements	<input checked="" type="checkbox"/> institution building	<input checked="" type="checkbox"/> artists/creators
<input type="checkbox"/> market access	<input type="checkbox"/> trade agreements	<input type="checkbox"/> financial investment	<input checked="" type="checkbox"/> producers / distributors
<input checked="" type="checkbox"/> strengthen independent cultural industries	<input type="checkbox"/> culture and trade agreements	<input type="checkbox"/> technology transfer	<input checked="" type="checkbox"/> cultural enterprises
<input type="checkbox"/> develop management skills	<input type="checkbox"/> co-production / co-distribution agreements	<input type="checkbox"/> capacity building	<input checked="" type="checkbox"/> young people
<input checked="" type="checkbox"/> exchange information and expertise	<input type="checkbox"/> other (please specify below)	<input checked="" type="checkbox"/> networking/partnership development	<input checked="" type="checkbox"/> women
<input type="checkbox"/> needs assessment ?		<input type="checkbox"/> operational action plan ?	<input checked="" type="checkbox"/> persons belonging to minorities
<input type="checkbox"/> South-South cooperation		<input type="checkbox"/> other (please specify below)	<input checked="" type="checkbox"/> indigenous peoples
<input type="checkbox"/> North-South-South cooperation			<input type="checkbox"/> general population
<input type="checkbox"/> other (please specify below)			<input type="checkbox"/> other (please specify below)

a) What are the main objective(s) of policy or measure? When was it introduced?

To support preparation process and conclusion of international agreements/contracts in the field of culture. Also, work on strengthening and promotion of culture as an essential part of overall socio-economic progress of the Federation of B&H and Bosnia and Herzegovina and its status in Europe.

b) How has it been implemented?

By implementing goals and objectives of the ratified Conventions and fostering cultural cooperation and artists mobility as well as enhancing friendship relations trough the signed cultural agreements.

Which public agency(ies) is (are) responsible for its implementation?

Agency name

Federal Ministry of Culture and Sport, 10 cantonal ministries responsible for culture, municipalities, cultural institutions and organizations

[Add agency](#)

What resources have been allocated to ensure implementation?

(an approximate total expressed in USdollars)

c) What challenges have been identified in the implementation of this measure?

The fulfillment of international obligations under ratified Conventions and cultural agreements at the territory of the Federation of B&H with a complicated institutional and territorial organization haven't been very easy task to obtain. It's is a slow procedure but the full fulfillment is on way and the most important thing is that there is a willingness to achieved goals of the ratified Conventions and stronger/



2.2. International cooperation and preferential treatment

better cultural cooperations.

d) At what level was the policy / measure designed to have an impact?

Local Regional National International

Has the impact of this policy / measure been investigated?

No Yes

If yes, what was the impact :

What indicators were used to lead to this conclusion?

2.2. International cooperation and preferential treatment

Policy / measure 2

Name of policy / measure

Participation of the representatives of Bosnian-Herzegovinan culture and arts in the international manifestations and festivals

Please check as appropriate. More than one box can be checked.

Goal	Frameworks	Type of intervention	Target
<input checked="" type="checkbox"/> mobility	<input checked="" type="checkbox"/> cultural cooperation agreements	<input type="checkbox"/> institution building	<input checked="" type="checkbox"/> artists/creators
<input checked="" type="checkbox"/> market access	<input type="checkbox"/> trade agreements	<input type="checkbox"/> financial investment	<input checked="" type="checkbox"/> producers / distributors
<input checked="" type="checkbox"/> strengthen independent cultural industries	<input type="checkbox"/> culture and trade agreements	<input type="checkbox"/> technology transfer	<input checked="" type="checkbox"/> cultural enterprises
<input checked="" type="checkbox"/> develop management skills	<input checked="" type="checkbox"/> co-production / co-distribution agreements	<input checked="" type="checkbox"/> capacity building	<input type="checkbox"/> young people
<input checked="" type="checkbox"/> exchange information and expertise	<input type="checkbox"/> other (please specify below)	<input checked="" type="checkbox"/> networking/partnership development	<input type="checkbox"/> women
<input type="checkbox"/> needs assessment ?		<input type="checkbox"/> operational action plan ?	<input type="checkbox"/> persons belonging to minorities
<input type="checkbox"/> South-South cooperation		<input type="checkbox"/> other (please specify below)	<input type="checkbox"/> indigenous peoples
<input type="checkbox"/> North-South-South cooperation			<input type="checkbox"/> general population
<input type="checkbox"/> other (please specify below)			<input type="checkbox"/> other (please specify below)

a) What are the main objective(s) of policy or measure? When was it introduced?

Apart for supporting of individual participation of referent creators and experts in culture in international projects from the Federation of B&H, special attention in last 4 years was placed on organized and continuous participation of the representatives of Bosnian-Herzegovinan culture and arts in the most referent international manifestations and festivals. The main objective was strengthening and promotion of B&H culture at the international level and supporting the mobility of artists and cultural professionals abroad.

b) How has it been implemented?

Through the participation of the cultural representatives and artists from Bosnia and Herzegovina in the most referent international manifestations and festivals: the Film Festival in Cannes, Berlinale Film Festival, Venice Biennale, Book Fair in Frankfurt, Book Fair in Leipzig, etc. For the Federal Ministry of Culture and Sport artists and cultural workers/experts are the best ambassadors and promoters of B&H.

Which public agency(ies) is (are) responsible for its implementation?

Agency name

Federal Ministry of Culture and Sport, 10 cantonal ministries responsible for culture, cultural institutions and organizations

[Add agency](#)

What resources have been allocated to ensure implementation?

(an approximate total expressed in USdollars)

c) What challenges have been identified in the implementation of this measure?

To ensure funds for the BiH participation in the significant international manifestations and festivals wasn't an easy task if we bear in mind economical and political situation of the entity.



2.2. International cooperation and preferential treatment

d) At what level was the policy / measure designed to have an impact?

Local Regional National International

Has the impact of this policy / measure been investigated?

No Yes

If yes, what was the impact :

Cultural workers, cultural experts, professionals and artists from Bosnia and Herzegovina have promoted the cultural heritage and cultural potential of the country at the international level showing the talent, creativity, uniqueness, quality of this small but rich European country (rich with talented and unique people).

What indicators were used to lead to this conclusion?

The conclusion was made through the reports of participants and artists from Bosnia and Herzegovina that have been submitted to the Federal Ministry of Culture and Sport as well as through media (newspapers, TV, internet portals).

2.2. International cooperation and preferential treatment

Policy / measure 3

Name of policy / measure

International cooperation and preferential treatment - The RS

Please check as appropriate. More than one box can be checked.

Goal	Frameworks	Type of intervention	Target
<input type="checkbox"/> mobility	<input type="checkbox"/> cultural cooperation agreements	<input type="checkbox"/> institution building	<input type="checkbox"/> artists/creators
<input type="checkbox"/> market access	<input type="checkbox"/> trade agreements	<input type="checkbox"/> financial investment	<input type="checkbox"/> producers / distributors
<input type="checkbox"/> strengthen independent cultural industries	<input type="checkbox"/> culture and trade agreements	<input type="checkbox"/> technology transfer	<input type="checkbox"/> cultural enterprises
<input type="checkbox"/> develop management skills	<input type="checkbox"/> co-production / co-distribution agreements	<input type="checkbox"/> capacity building	<input type="checkbox"/> young people
<input type="checkbox"/> exchange information and expertise	<input type="checkbox"/> other (please specify below)	<input type="checkbox"/> networking/partnership development	<input type="checkbox"/> women
<input type="checkbox"/> needs assessment ?		<input type="checkbox"/> operational action plan ?	<input type="checkbox"/> persons belonging to minorities
<input type="checkbox"/> South-South cooperation		<input type="checkbox"/> other (please specify below)	<input type="checkbox"/> indigenous peoples
<input type="checkbox"/> North-South-South cooperation			<input type="checkbox"/> general population
<input type="checkbox"/> other (please specify below)			<input type="checkbox"/> other (please specify below)

a) What are the main objective(s) of policy or measure? When was it introduced?

The Ministry of Economic Affairs and Regional Cooperation of RS is responsible for international and regional cooperation and coordination of the European integration and the process of legislation harmonization. In this regard, this Ministry is a responsible institution in terms of coordination of all activities of the RS institutions and fund management in the process of EU integration. In this context, the Ministry of Economic Affairs and Regional Cooperation of RS is responsible for the representation of RS abroad, while the Ministry of Education and Culture of RS is consulted with regard to the promotion of RS through culture and art.

International and regional cultural cooperation is conducted on the following priorities: presentation and promotion of cultural content (export of cultural products of RS); improving the mobility of domestic and foreign artists and cultural workers (influence the legislation and allocate adequate funding for this type of support); and intensive promotion of cultural and artistic content and artists from RS abroad. In this sense, the major developments and activities in the field of international and regional cooperation taking place in accordance with the cultural policy and strategy in RS are:

- The budget for international cultural cooperation is incorporated in the budget for culture, and finances cultural institutions and representatives of the Ministry to participate in international projects, programmes and seminars;
- The Ministry of Education and Culture of RS plans funds for this purpose and allocates them in accordance with the Regulations on Co-financing of Public Needs in Culture (Official Gazette of the Republic of Srpska, No. 7/10), which serves as a basis to announce competitions;
- The Regulations on Specific Criteria and Procedure to Allocate the Games of Chance Revenues (Official Gazette of the Republic of Srpska, No. 110/10) serves as a basis to announce the competition for the allocation of a part of games of chance revenue. The basis for the allocation of these funds by the Ministry is the condition that the organization has already been supported by some of the international donors or funds;
- Careful selection of cultural events abroad to support or to send artists to;
- Capacity building concerning training of expert staff in the Ministry of Culture and the RS cultural institutions in terms of international cooperation;
- Strengthening the participation of RS in international organizations;
- Further development of bilateral relations with selected countries, including the cooperation with Serbia and the neighboring countries



2.2. International cooperation and preferential treatment

and countries in the region, Russia, China and the EU.

RS achieves the cooperation with European and international organizations - the Council of Europe, the European Union and UNESCO, UNDP, and other international organizations. In terms of cooperation with UNESCO, in the field of the implementation of UNESCO Conventions, RS has its representatives - experts in this field. As for the EU programmes and Culture Programme 2007-2012, RS established a contact point for culture in 2011. Also, in terms of the film co-production programme Euroimages Fund of the Council of Europe, RS has its representative in this programme.

Bilateral agreements in the field of culture promote networking of artists, as well as public and private institutions dealing with culture and art. All these forms of cooperation allow for the direct contact between the RS artists and artists from abroad.

Numerous visits of local artists abroad marked 2011. The Children's Theatre of RS and Mixed Choir of the Serbian Singing Society "Unity" appeared in Russia, the Banja Luka Philharmonic in Sweden, the chamber choir "Banjalucanke" in Italy and Malta, then cultural and artistic association "Veselin Masleša" performed abroad, the participation of Marina Radulj and Monika Ponjevic, young Banja Luka artists, in the Prague Quadrennial. The exhibition of Mladen Miljanovic was displayed in Berlin and the exhibition "Spaport" of the Centre for Visual Communication "Protok" in Vienna.

In this sense, the numerous presentations of RS and creativity in the field of literature are held at international book fairs in Frankfurt, Thessaloniki, Leipzig and Belgrade, and the presentation of Chamber Choir "Banjalucanke" at the World Choir Games in Cincinnati, the Worker's Cultural and Artistic Association "Pelagic" in Italy, the Central Cultural and Artistic Association "Veselin Masleša" in Poland and Slovenia, the Serbian Singer Association "Unity" and Serbian Cultural and Artistic Association "Derventa" gave a guest performance in Poland, and the exhibition of Mladen Miljanovic was presented in Venice.

b) How has it been implemented?

Which public agency(ies) is (are)
responsible for its implementation?

Agency name

The Ministry of Economic Affairs and Regional Cooperation of RS;
Ministry of Education and Culture of RS

[Add agency](#)

What resources have been allocated
to ensure implementation?

(an approximate total expressed in US dollars)

c) What challenges have been identified in the implementation of this measure?

d) At what level was the policy / measure designed to have an impact?

Local

Regional

National

International

Has the impact of this policy / measure been investigated?

No Yes

If yes, what was the impact :



United Nations
Educational, Scientific and
Cultural Organization

Convention on the Protection
and Promotion of the
Diversity of Cultural
Expressions

2.2. International cooperation and preferential treatment

Page 35

What indicators were used to lead to this conclusion?



2.3. Integration of culture in sustainable development policies

The purpose of this section is to report on measures aimed at integrating culture as a strategic element in development policies and assistance programmes at all levels (local, national, regional and international) and indicate how they are linked to human development goals, notably poverty reduction. ?

It is understood that sustainable development policies are to be formulated, adopted and implemented with relevant authorities responsible for the economy, environment, social affairs and culture. Measures to be reported on this section should take this interrelatedness into account.

For more information on the types of measures to be reported on, please refer to the [Operational Guidelines adopted on Article 13](#), Integration of culture in sustainable development.

In addition to measures, Parties shall report on whether and which indicators have been adopted in their country to evaluate the role and impact of culture in sustainable development policies and programmes.



2.3. Integration of culture in sustainable development policies

Narrative description of your country's strategy to integrate culture in sustainable development policies:

(Maximum 250 words)

The Government of Federation of B&H passed the Development Strategy of Federation of Bosnia and Herzegovina 2010 - 2020 in 2010, a strategic document which represents the first long-term projection of a comprehensive reform in the culture of Federation of B&H. One of the missions within this Strategy, is to place the field of culture within the context of sustainable development, and to promote its resources as areas favorable for investment.

The Federal Ministry of Culture and Sport through the funded projects and programmes in last 8 years is showing and demonstrating that the public cultural infrastructures, i.e. cultural centers, play a key role in promoting cultural education and cultural participation, as well as they contribute to eliminate exclusions and marginalization. Moreover, they are also crucial in creating an enabling environment for the emergence of dynamic cultural sectors and cultural clusters. Indeed, cultural operators face serious difficulties in establishing viable enterprises without the basic infrastructure, such as access to capital, distribution venues, and management training. Cultural infrastructures are, thus, essential in making culture "work" for sustainable development at all levels. Therefore, the Federal Ministry of Culture and Sport earmarked a large sum of money from the Budget for conservation, reconstruction, restoration and rehabilitation of 30 cultural facilities (most of them are cultural centers), 16 public facilities, 60 sacral object of cultural heritage, 17 old towns, 8 movable cultural properties, 11 necropolis and archaeological localities.

In the Development Strategy of Federation of Bosnia and Herzegovina 2010 - 2020 is stated that the culture and cultural capital is a means of achieving long-term goal: sustainable cultural development of the Federation of B&H. In this document cultural products and cultural industries are recognized as an area interesting for investments as well as sustainable development.

2.3. Integration of culture in sustainable development policies

Policy / measure 1

Name of policy / measure

Development of cultural centers/capital/products/industries as a segment of sustainable cultural development

Please check as appropriate. More than one box can be checked.

Goal	Type of intervention	Target
<input type="checkbox"/> participatory governance of culture ?	<input type="checkbox"/> inter-ministerial cooperation	<input checked="" type="checkbox"/> artists/creators
<input checked="" type="checkbox"/> economic empowerment through the cultural industries	<input checked="" type="checkbox"/> awareness-raising of the cultural dimension of development	<input checked="" type="checkbox"/> producers / distributors
<input checked="" type="checkbox"/> building inclusive and creative societies	<input type="checkbox"/> capacity-building for development actors	<input checked="" type="checkbox"/> cultural enterprises
<input type="checkbox"/> nurturing contemporary creativity and production of cultural expressions	<input checked="" type="checkbox"/> institution-building for viable cultural industries	<input checked="" type="checkbox"/> young people
<input checked="" type="checkbox"/> equitable access to cultural life and diverse expressions	<input checked="" type="checkbox"/> long-term financial investments	<input checked="" type="checkbox"/> women
<input checked="" type="checkbox"/> increased literacy of diversity and its expressions	<input type="checkbox"/> developing legal frameworks	<input checked="" type="checkbox"/> persons belonging to minorities
<input type="checkbox"/> other (please specify below)	<input checked="" type="checkbox"/> skills development / training	<input checked="" type="checkbox"/> indigenous peoples
	<input checked="" type="checkbox"/> networking/partnership development	<input checked="" type="checkbox"/> general population
	<input type="checkbox"/> exchange of information and expertise	<input type="checkbox"/> other (please specify below)
	<input type="checkbox"/> indicator development / collection of data	
	<input type="checkbox"/> other (please specify below)	

a) What are the main objective(s) of policy or measure? When was it introduced?

The main objective of the Federal Ministry of Culture and Sport was to demonstrate through the funded projects and programmes in last 8 years that the public cultural infrastructures, i.e. cultural centers, play a key role in promoting cultural education and cultural participation, as well as that cultural infrastructures are contributing to elimination of social exclusions and marginalization. Moreover, they are also crucial in creating an enabling environment for the emergence of dynamic cultural sectors and cultural clusters. The aim of the Ministry was to build inclusive and creative society, equitable access to cultural life and diverse expressions and to increase literacy of diversity and its expressions in the Federation of Bosnia and Herzegovina. Then, cultural products and cultural industries attract investments (domestic and foreign), so therefore contributing to the sustainable development of Bosnia and Herzegovina.

b) How has it been implemented?

Indeed, through this measure cultural infrastructures and cultural industries have demonstrated they are essential in making culture "work" for sustainable development at all levels in Bosnia and Herzegovina. This measure has been implemented thorough conservation, reconstruction, restoration and rehabilitation of 30 cultural facilities (most of them are cultural centers), 16 public facilities, 60 sacral object of cultural heritage, 17 old towns, 8 movable cultural properties, 11 necropolis and archaeological localities. And trough providing funds for strengthening, development and promotion of cultural industries and products, especially of the B&H cinematography.



2.3. Integration of culture in sustainable development policies

Which public agency(ies) is (are) responsible for its implementation?

Agency name

Federal Ministry of Culture and Sport, 10 cantonal ministries, municipalities in the FB&H

[Add agency](#)

What resources have been allocated to ensure implementation?

(an approximate total expressed in US dollars)

c) What challenges have been identified in the implementation of this measure?

The main challenge was to provide funding for reconstruction and conservation of public cultural infrastructures due to the fact that cultural infrastructures in the Federation of Bosnia and Herzegovina have been totally or partially destroyed from 1992 to 1995. The Government of Federation of B&H and the Federal Ministry of Culture and Sport have provided a large sum of money from the Budget as well as international donors in order to implement this measure.

d) At what level was the policy / measure designed to have an impact?

? Local Regional National International

Has the impact of this policy / measure been investigated?

No Yes

If yes, what was the impact :

Cultural centers contributed in elimination of exclusions and marginalization of the citizens especially cultural centers in small towns and rural areas of the Federation of Bosnia and Herzegovina. Cultural centers also play key role in promoting cultural education, participation, activity and social inclusion. The impact of cultural products and cultural industries are very important and significant because they contribute to the national GDP. Study surveying the businesses in the sector of culture according to their structure and contribution to gross domestic product has been developed in 2011. Report on indicators for measuring of the contribution of culture to development used in Bosnia and Herzegovina presented the data of 6.7% share of culture in GDP.

What indicators were used to lead to this conclusion?

Indicators used to this conclusion are reports from the cultural centers and NGOs about events/manifestations/festivals that have been organized there with photographs, publications and DVDs. Also representatives of the Federal Ministry of Culture and Sport have been guests many times during these events which promoted diversity of cultural expressions and cultural diversity. The cultural and creative industries contribute to the national GDP according to the Report on indicators for measuring of the contribution of culture to development used in Bosnia and Herzegovina. This sub-dimension examines the primary income for all those engaged in creative activities, as well as those whose task is to manufacture products with symbolic content. Taking into account the income and value added generated by cultural activities, the indicator shows that these activities are part of the country's production, and that they help generate income and sustain the livelihood of its citizens.

2.3. Integration of culture in sustainable development policies

Policy / measure 2

Name of policy / measure

Integration of culture in sustainable development policies in the RS

Please check as appropriate. More than one box can be checked.

Goal	Type of intervention	Target
<input type="checkbox"/> participatory governance of culture ?	<input type="checkbox"/> inter-ministerial cooperation	<input type="checkbox"/> artists/creators
<input type="checkbox"/> economic empowerment through the cultural industries	<input type="checkbox"/> awareness-raising of the cultural dimension of development	<input type="checkbox"/> producers / distributors
<input type="checkbox"/> building inclusive and creative societies	<input type="checkbox"/> capacity-building for development actors	<input type="checkbox"/> cultural enterprises
<input type="checkbox"/> nurturing contemporary creativity and production of cultural expressions	<input type="checkbox"/> institution-building for viable cultural industries	<input type="checkbox"/> young people
<input type="checkbox"/> equitable access to cultural life and diverse expressions	<input type="checkbox"/> long-term financial investments	<input type="checkbox"/> women
<input type="checkbox"/> increased literacy of diversity and its expressions	<input type="checkbox"/> developing legal frameworks	<input type="checkbox"/> persons belonging to minorities
<input type="checkbox"/> other (please specify below)	<input type="checkbox"/> skills development / training	<input type="checkbox"/> indigenous peoples
	<input type="checkbox"/> networking/partnership development	<input type="checkbox"/> general population
	<input type="checkbox"/> exchange of information and expertise	<input type="checkbox"/> other (please specify below)
	<input type="checkbox"/> indicator development / collection of data	
	<input type="checkbox"/> other (please specify below)	

a) What are the main objective(s) of policy or measure? When was it introduced?

The RS

In today's world of globalization, culture is increasingly entering into the field of sustainable development and as such it is an integrated part of economic and social documents of sustainable development. Culture in many countries has become a factor that contributes to the increase in total GDP. In this regard, based on the Convention on the Protection and Promotion of Diversity of Cultural Expressions, the Intersectoral Group on Culture in RS is established on the initiative of the Ministry of Education and Culture of RS and consists of representatives of the following ministries of the RS Government and relevant administrative organizations and institutions: Ministry of Finance, Ministry of Economic Relations and Regional Cooperation, Ministry of Trade and Tourism, Ministry of Industry, Energy and Mining, Ministry of Science and Technology, Ministry of Agriculture, Forestry and Water Management, Ministry of Public Administration and Local Self-Government, Republic Institute for Protection of Cultural, Historical and Natural Heritage, Ministry of Family, Youth and Sports, Ministry of Labour, War Veterans and Disabled Person's Protection, Ministry of Health and Social Welfare, Ministry of Justice, Chamber of Commerce, Tax Administration.

The Intersectoral Group on Culture aims not only to integrate culture and cultural heritage into cohesion policies, different RS development strategies and implement specific measures for the integration of culture into this field, but also to integrate policies and strategies and other ministries into the culture development policy and strategy of RS.

Within the Intersectoral Group on Culture of RS, the Ministry of Education and Culture and the Ministry of Industry, Energy and Mining co-financed the publication of the book "Old Crafts in RS" prepared by the RS Museum, which came out of the press in September 2012. It can also contribute to improving the business of small entrepreneurs, and therefore tourism in the field of cultural tourism and sustainable rural tourism, and improving the conditions for the creation of new jobs.

2.3. Integration of culture in sustainable development policies

The work of Intersectoral Group on Culture is of great importance in terms of stimulating culture through tax incentives and tax on culture in order to create favorable conditions for the development of cultural industries, as well as the integration of social rights of independent artists in the respective legislation of RS to achieve basic human rights - right to work, and thus the right to life, which also contributes to the achievement of successful international cooperation in the framework of the mobility of artists and works of art/cultural property.

The field also related to the intersectoral cooperation is the integration of people with special needs in the field of culture, as well as national minorities, which was already mentioned above.

An analysis of the situation in creative industries is conducted in cooperation with the RS Statistics Institute. This project was implemented thanks to the participation in the UNDP project entitled "Culture for Development in Bosnia and Herzegovina", as one of the UN Millennium Development Goals. The analysis was conducted with the recommendations and definitions of the UNESCO Framework for Cultural Statistics and requirements of the EU Statistical Office (Eurostat), which ensures international comparability of data in the field of cultural statistics. Data were collected from businesses whose primary and/or secondary activity is in the field of culture, employment in culture, individual participation in the various fields of culture, as well as the collection of financial indicators from secondary sources. In this way, culture is directly related to the creation of new jobs which open up the area for profit of many individuals and groups, and thus culture directly or indirectly influence the development of economic and social policy in RS. The analysis conducted just confirms that claim. The Institute published the research conducted in the publication that consists of methodological explanations, the overview of results with tables or diagrams, and the third part is an Annex, as the supplement to the publication.

Gross value added of cultural activities in RS was 578, 553, 852.30 KM in the total gross domestic product (GDP) in 2010, which amounted to 8,308,120, 000.00 KM, which means that the share of cultural activities in GDP is 6.96%. Gross added value of cultural activities was obtained from both sources (Research of Business Entities in the Field of Culture and National Accounts) and calculated according to the methodology of the System of National Accounts (ESA95), and pursuant to the excerpt from the Classification of Economic Activities in 2010 for the field of culture (p.32 and 33). This indicator should provide a better understanding when planning budget for culture, which, at this point, is less than 1%, so the funds are insufficient to implement all the above objectives of the Action Plan of the Strategy .

b) How has it been implemented?

Which public agency(ies) is (are) responsible for its implementation?

Agency name

Ministry of Education and Culture of RS

[Add agency](#)

What resources have been allocated to ensure implementation?

(an approximate total expressed in US dollars)

c) What challenges have been identified in the implementation of this measure?

d) At what level was the policy / measure designed to have an impact?



Local

Regional

National

International

Has the impact of this policy / measure been investigated?

No Yes

If yes, what was the impact :



United Nations
Educational, Scientific and
Cultural Organization

Convention on the Protection
and Promotion of the
Diversity of Cultural
Expressions

2.3. Integration of culture in sustainable development policies

Page 42

What indicators were used to lead to this conclusion?




United Nations
Educational, Scientific and
Cultural Organization

Convention on the Protection
and Promotion of the
Diversity of Cultural
Expressions

2.4. Protecting cultural expressions under threat

Page 43

The purpose of this section is to report on public policies, measures and actions taken by Parties to protect cultural expressions that are determined to be under threat. This is only in the event when a Party has previously identified a special situation  under [Article 8.1 of the Convention](#).

For more information on the types of measures to be reported on, please refer to the [Operational Guidelines adopted on Articles 8 and 17](#) on measures to protect cultural expressions at risk or in need of urgent safeguarding.



2.4. Protecting cultural expressions under threat

Have you identified a special situation under Article 8.1 of the Convention? 

No Yes

If no, please proceed to Section 3.

If yes, can the special situation be subject to action under other UNESCO Conventions (for instance, the 2003 Convention for the Safeguarding of the Intangible Cultural Heritage)?

No Yes

If yes, please proceed to Section 3.

If no, please answer the questions below.

Special situation 1

Name of the cultural expression

Please describe the risk or threat to the cultural expression and the source of the threat, inter alia, with factual data

Please determine the vulnerability and importance of the cultural expression at risk

Please determine the nature of the consequences of the risk or threat to the cultural expression, and demonstrate the nature of the cultural consequences

Please explain the measures taken or proposed to remedy the special situation:

Short-term and
emergency
measures

Long-term
strategies

Has your country provided assistance to other Parties, technical or financial, to remedy a special situation determined under Article 8 of the Convention?

No Yes


If yes, please describe:



3. Awareness-raising and participation of civil society

(Estimate: 1500 words)

Page 45

Parties have acknowledged the fundamental role of civil society  in protecting and promoting the diversity of cultural expressions and have committed to encourage their active participation in activities, designed to achieve the objectives of this Convention.

The purpose of this section is to report on what Parties are doing to involve civil society in their activities, what resources they are providing to ensure their involvement, and what results have been achieved.

It is also designed to engage civil society in reporting on what they have done to implement the Convention as per their roles and responsibilities outlined in [Article 11 of the Convention](#) and its [Operational Guidelines](#).



3. Awareness-raising and participation of civil society

3.1. Parties

Parties are to provide information on how they have involved civil society in activities such as:

- promoting the objectives of the Convention through awareness-raising and other activities
- collecting data and sharing and exchanging information on measures to protect and promote the diversity of cultural expressions within their territories and at the international level
- developing policies while providing spaces where the ideas of civil society can be heard and discussed
- implementing operational guidelines

The FB&H

The Convention came into force on 27 April 2009 for Bosnia and Herzegovina. After that, the Federal Ministry of Culture and Sport has forwarded the information and the text of the Convention to all cantonal ministries responsible for culture for its implementation.

The text of the Convention and the details of BiH accession to the Convention are stored on the Federal Ministry of Culture and Sport's server in order to be available to all employees.

Within the European Heritage Days 2009 manifestation held in Sarajevo on the protection of intangible cultural heritage traditionally organized by the Federal Ministry of Culture and Sport, an overview of the importance of the goals promoted by the Convention on the protection and promotion of diversity of cultural expressions, as well as the importance of the document itself, was given in a Round table.

The Convention was translated into the Bosnian, Croatian and Serbian official languages in Bosnia and Herzegovina and in the Federation of Bosnia and Herzegovina it was distributed to all the Ministries in the Government of the FB&H, to 10 cantonal ministries responsible for culture, to all participants and guests during the European Heritage Days 2010 manifestation held in Konjic, to public institutions of culture as well as the representatives of NGO sector.

The Federal Ministry of Culture and Sport carried out in cooperation with Ministry of Civil Affairs of Bosnia and Herzegovina the UNESCO IFCD Call for Proposal informing public and sharing information about it on the official ministry's web page.

The RS

With regard to the celebration of the 21st May - World Day for Cultural Diversity for Dialogue and Development in RS in 2011, the Roundtable was held to make conclusions which served to establish the Intersectoral Group on Culture of RS, in accordance with the UNESCO Convention in 2005, or raising public awareness on this Convention.

The event to promote the basic principles of the Convention 2005 on the protection and promotion of diversity of cultural expressions was followed by media, newspapers and television in RS.

The culture website of RS www.ekulturar.com contains a special webpage and banner - Culture for Sustainable Development - which explains the importance of the Convention, which is a stronghold for the establishment of Intersectoral Group on Culture of RS. The public is regularly informed on all events in this field through this webpage.

The information on the 21st May - World Day for Cultural Diversity for Dialogue and Development has been published on the culture website of RS since 2011.



United Nations
Educational, Scientific and
Cultural Organization

Convention on the Protection
and Promotion of the
Diversity of Cultural
Expressions

3. Awareness-raising and participation of civil society

Page 47



3. Awareness-raising and participation of civil society

3.2. Civil society

Civil Society may provide information on activities they are pursuing such as:

- promoting the objectives and principles of the Convention within their territories and in the international fora
- promoting ratification of the Convention and its implementation by governments
- bringing the concerns of citizens, associations and enterprises to public authorities
- contributing to the achievement of greater transparency and accountability in the governance of culture
- monitoring policy and programme implementation on measures to protect and promote the diversity of cultural expressions

The FB&H

The number of nongovernmental organizations in Federation of B&H are registered for activities in the field of culture. However, only a small number of NGOs is an active participant of cultural and artistic productions. Nongovernmental organizations and other associations with good managerial and creative personnel and with relatively low resources are able to realize important projects.

The role of NGO sector in implementation of the Convention on the Protection and Promotion of Diversity of Cultural Expressions is present in the part relating to production, expansion and distribution of cultural activities, goods and services through a public call for cofinancing of programmes and projects in various forms of creation. This is not the only but it is certainly one of efficient types of support and strengthening of the position of NGOs in culture.

As part of the legislative power, almost all levels of the government in B&H have commissions/committees on culture, which were established as part of the parliaments and assemblies. These commissions are usually, in addition to culture, covering several areas such as education, sports, NGOs, youth issues, etc. Two thirds of the members of these committees are members of parliaments and assemblies, while one third is made up of experts in these areas. These commissions act as the working bodies of the assemblies, and their function is to provide opinions, make suggestions, and report on the protection of cultural heritage, the establishment, development, and financing of cultural institutions, the adoption of new regulations, the organizing of events, the distribution of public funds, etc.

At the executive level, there are councils for culture, which act as advisory bodies to the ministry responsible for culture and for the municipalities, that is, the municipal councils/ assemblies. These councils are formed by the government / the municipal mayor, and upon the proposal of the cantonal ministry/ municipality. They consist of 5 to 10 members, of whom two-thirds are the representatives of the Assembly, and one third are professionals. Some of the tasks of the Council members are: the determining of the content and guidelines for the development of programs in the area of culture, the participation in their preparation, monitoring, and evaluation of their implementation, the providing of initiatives for changes, the assessing of conditions, and the development of cultural domains, the providing of opinions on legislative proposals, etc.



3. Awareness-raising and participation of civil society

Civil society may also wish to share information on:

- activities they have planned for the next four years to implement the Convention
- main challenges encountered or foreseen and solutions found or envisaged to overcome those challenges

Please specify which civil society organizations contributed to this section of the Report:

4. Main achievements and challenges to the implementation of the Convention

(Estimate: 1750 words)

Parties and other participating stakeholders are to share information on:

a) main results achieved in implementing the Convention

The FB&H

Realization of the goals and principles of the Convention on the Protection and Promotion of the Diversity of Cultural Expressions are reflected in the following results achieved in the culture of Federation of B&H: partly completing the normative framework in culture in accordance with European standards, accession to regional and international programmes for cooperation, continuous public financial assistance, involvement of NGO sector as the holder of a significant share of cultural production, initial steps in development of cultural capital/cultural industries/cultural products as an area interesting for investments and as a segment of sustainable cultural development, affirmation of cultural diversities in the time of globalization and strengthening social cohesion of society at the territory of Federation of Bosnia and Herzegovina.

The RS

All of the above measures and activities require greater financial support and continued training of key stakeholders, both in the public sector and civil society.

There has been progress in terms of film productions and co-productions, which is a result of the relevant legislation in RS. Also, we can see the efforts in terms of publishing and music and performing arts. However, all these fields need much greater financial investment to achieve the international standard and quality, so that the RS artists could equally participate in international projects.

b) main challenges encountered or foreseen

The FB&H

Basic challenges in implementation of the Convention are transparency in creation of cultural policies at the territory of Federation of B&H and respect for equality and particularity of cultural needs of all cultural groups. Also, challenges in strengthening of cultural industries and cultural products and its stimulation through the active cooperation between the public and civil sector.

c) solutions found or envisaged to overcome those challenges

The FBiH

Realization of the economic aspect of the development of culture through creation of cultural policy supporting diversity of contemporary creation, equal access to development opportunities for creative industries, strengthening of local markets and provision of access to international markets.

d) steps planned for the next four years towards implementation of the Convention and priority activities to be undertaken during that period

The FB&H

The Federal Ministry of Culture and Sport is going to keep the promotion and awareness raising of the Convention in the next four years through the same policy measures mentioned in this report. Also, the Ministry will try to explore and implement new policy measures with an aim of realization of the Convention's goals and principles. The Federal Ministry of Culture and Sport will keep with affirmation of the multiculturalism and pluralism by supporting projects of cultural uniqueness and cultural tradition at the territory of Federation of B&H as well as building inclusive and creative society and increasing literacy of diversity and its expressions.

The European Heritage Days, manifestation traditionally organized by the Federal Ministry of Culture and Sport, in 2013 will be held in City of Gorazde and the topic will be Intangible Cultural Heritage. Therefore, during the manifestation principles and goals of the Convention will be promoted to participants and guests in order to raise awareness about the importance of diversity of cultural expressions in the Federation of B&H as well as in Bosnia and Herzegovina.

The RS

International and regional cooperation will be one of the top priorities concerning the intercultural dialogue, whose implementation is provided through bilateral and multilateral cooperation.



United Nations
Educational, Scientific and
Cultural Organization

Convention on the Protection
and Promotion of the
Diversity of Cultural
Expressions

4. Main achievements and challenges to the implementation of the Convention

Page 51



Date and Signature Information

Date when report was prepared

2013/04/30

Name of the designated official(s) signing the report

Title	First name	Family name	Organization	Position
Mr.	Sredoje	Nović	Ministry of Civil Affairs of Bosnia and Herzegovina	Minister / Head of the UNESCO Commission in Bosnia and Herzegovina

Date of signature

2013/05/31

Signature (to be completed on the printed copy)

Please wait...

If this message is not eventually replaced by the proper contents of the document, your PDF viewer may not be able to display this type of document.

You can upgrade to the latest version of Adobe Reader for Windows®, Mac, or Linux® by visiting http://www.adobe.com/go/reader_download.

For more assistance with Adobe Reader visit <http://www.adobe.com/go/acrreader>.

Windows is either a registered trademark or a trademark of Microsoft Corporation in the United States and/or other countries. Mac is a trademark of Apple Inc., registered in the United States and other countries. Linux is the registered trademark of Linus Torvalds in the U.S. and other countries.